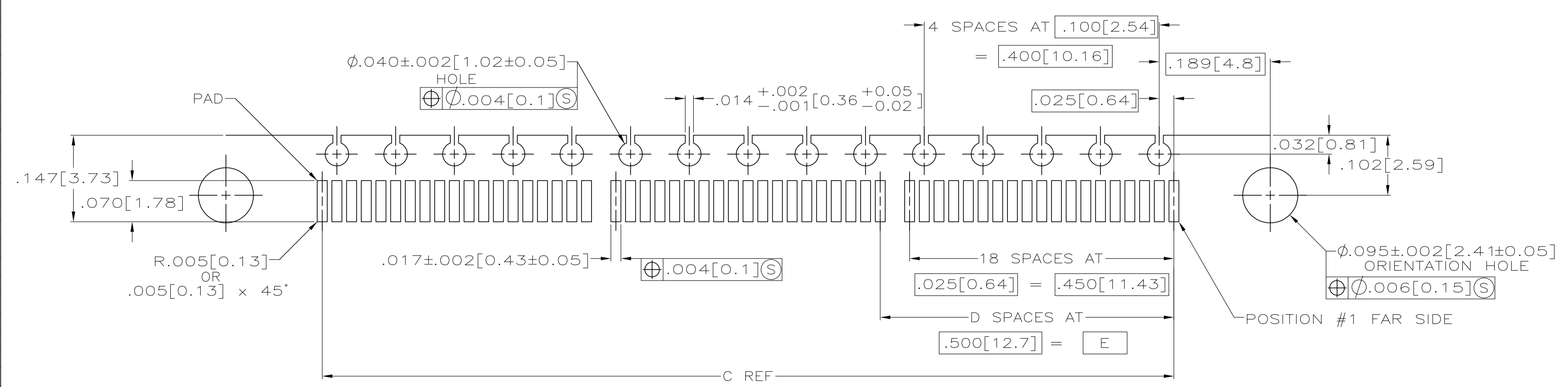
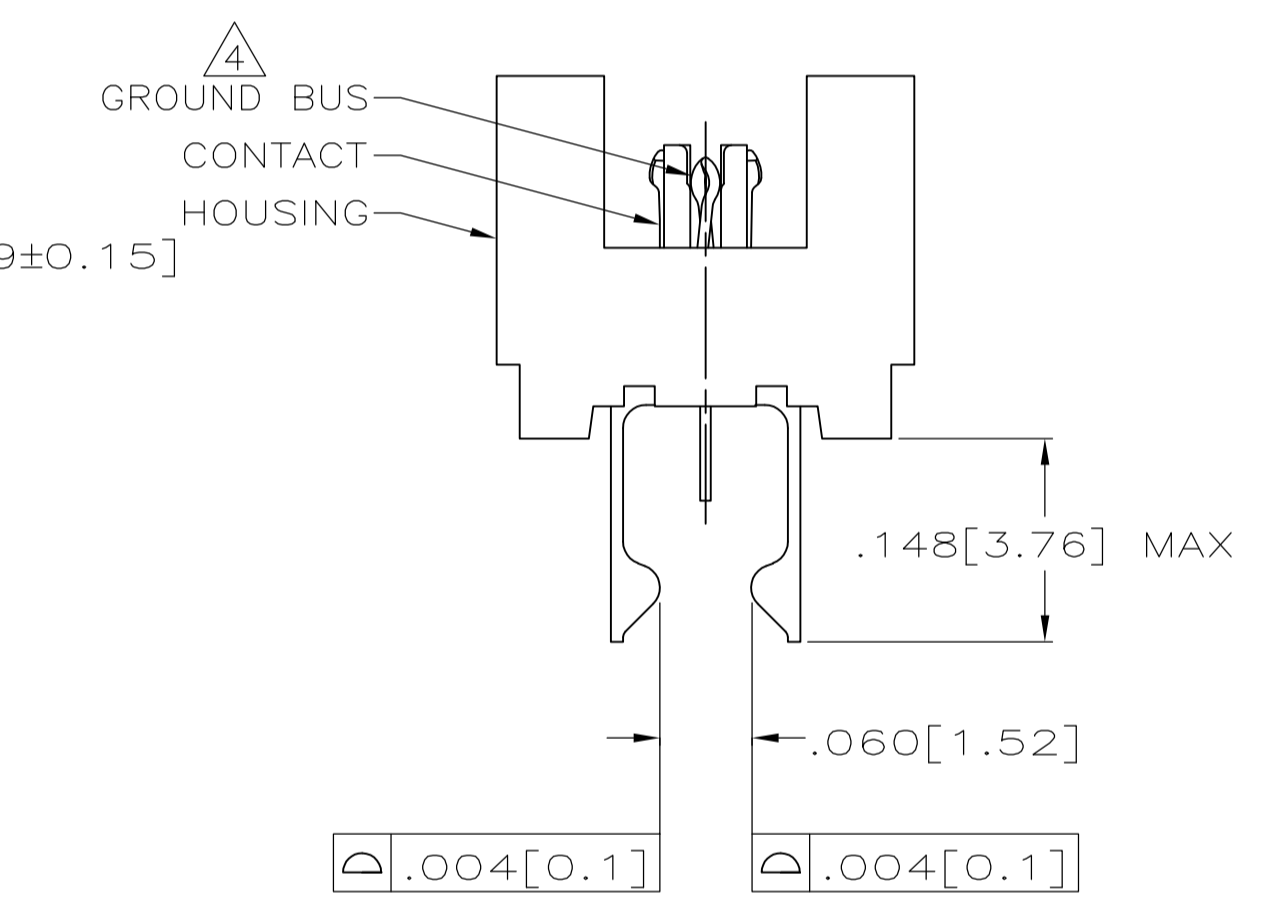
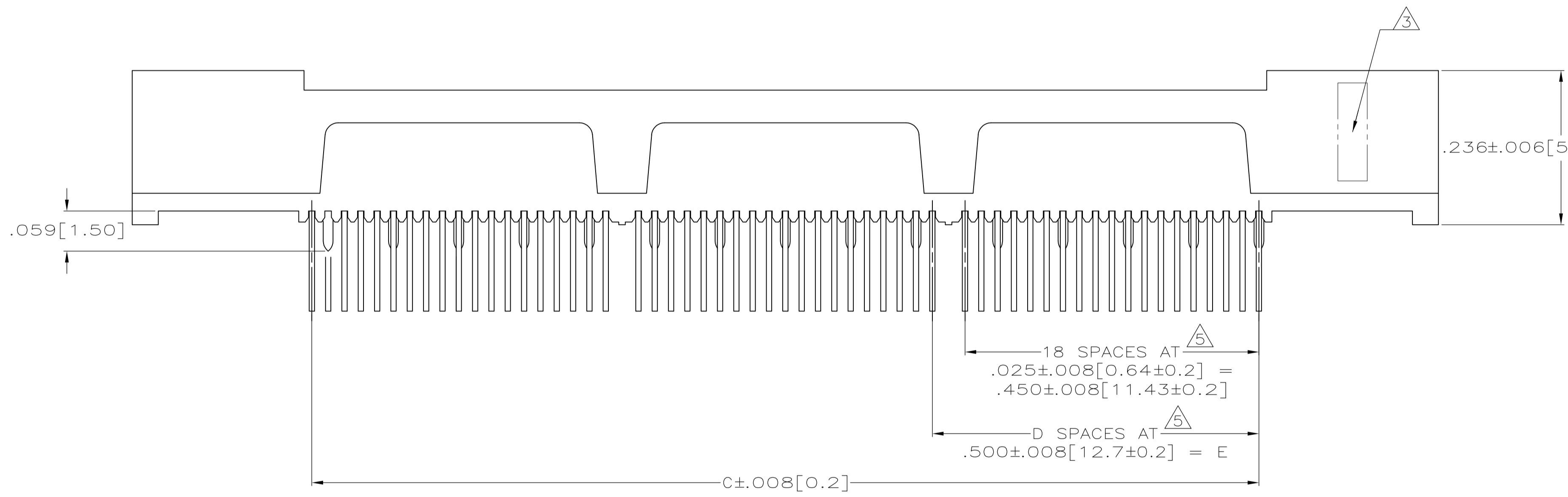


- ① HOUSING: LIQUID CRYSTAL POLYMER, COLOR BLACK. CONTACTS: HIGH RELIABILITY COPPER ALLOY. GROUND BUSES: PHOSPHOR BRONZE ALLOY, UNS C51100.
- ② CONTACTS & GROUND BUSES: NICKEL UNDERPLATE ALL OVER, MATING SURFACE PLATED TO MEET LEVEL 2 PERFORMANCE REQUIREMENTS OF TE CONNECTIVITY PRODUCT SPECIFICATION 108-1422, SOLDER TAILS PLATED MATTE TIN.
- ③ DATE CODE MARKED IN AREA INDICATED ON SIDE OPPOSITE POSITION #1.
- ④ ONE GROUND BUS WITH 5 TAILS PER EACH MODULE.
- ⑤ TOLERANCE NON-ACCUMULATIVE.
- ⑥ OBSOLETE



⑥	.062 [1.57]	EXTENDED	3.000 [76.2]	6	3.450 [87.63]	3.900 [99.06]	4.000 [101.6]	266	5767044-7
⑥	.062 [1.57]	EXTENDED	2.500 [63.5]	5	2.950 [74.93]	3.400 [86.36]	3.500 [88.9]	228	5767044-6
⑥	.062 [1.57]	EXTENDED	2.000 [50.8]	4	2.450 [62.23]	2.900 [73.66]	3.000 [76.2]	190	5767044-5
⑥	.062 [1.57]	EXTENDED	1.500 [38.1]	3	1.950 [49.53]	2.400 [60.96]	2.500 [63.5]	152	5767044-4
⑥	.062 [1.57]	EXTENDED	1.000 [25.4]	2	1.450 [36.83]	1.900 [48.26]	2.000 [50.8]	114	5767044-3
⑥	.062 [1.57]	EXTENDED	.500 [12.7]	1	.950 [24.13]	1.400 [35.56]	1.500 [38.1]	76	5767044-2
⑥	.062 [1.57]	EXTENDED	.000 [0]	0	.450 [11.43]	.900 [22.86]	1.000 [25.4]	38	5767044-1
	PC BOARD THICKNESS	BUS LEADS TYPE	E	D	C	B	A	NO OF POS	PART NUMBER

RECOMMENDED PC BOARD LAYOUT (MIRROR IMAGE ON OPPOSITE SIDE)

THIS DRAWING IS A CONTROLLED DOCUMENT.

DIMENSIONS: INCHES	TOLERANCES UNLESS OTHERWISE SPECIFIED:	0 PLC ± -	1 PLC ± -	2 PLC ± -	3 PLC ± .005(0.13)	4 PLC ± -	ANGLES ± -
--------------------	--	-----------	-----------	-----------	--------------------	-----------	------------

MATERIAL ① FINISH ②

THIS DRAWING IS A CONTROLLED DOCUMENT. BIN G. ATTADIA 25 OCT 04. CHK D. DIXON 25 OCT 04. APPV D. DIXON 25 OCT 04. NAME: RECEPTACLE ASSEMBLY, RIGHT ANGLE, .025[0.64] CENTER LINE, .062[1.57] PCB, MICTOR. PRODUCT SPEC: 108-1422. APPLICATION SPEC: 114-13088. WEIGHT: -. SIZE: A1. CASE CODE: 00779. DRAWING NO: 5767044. RESTRICTED TO: -. CUSTOMER DRAWING. SCALE: 1:1. SHEET: 1 OF 1. REV: B1.