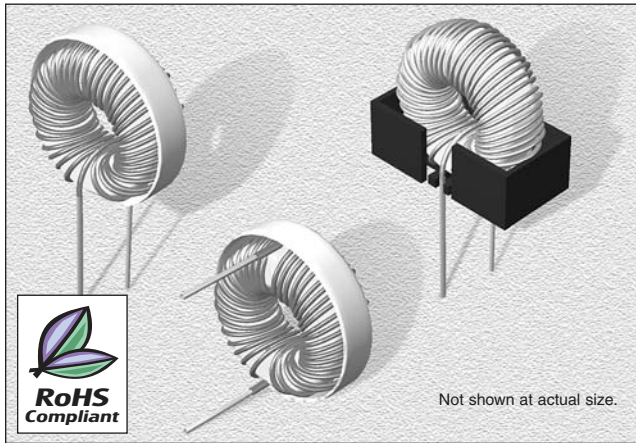


High Current Power Toroids

SPECIFICATIONS

Parts are marked to indicate tolerance available.
K = ±10%, L = ±15%, M = ±20%



CHARACTERISTICS

- Description:** Vertical or Horizontal toroid inductor
- Applications:** EMI/RFI filter and heavy duty applications
- Operating Temperature:** -20°C to +80°C
- Inductance Tolerance:** ±10%, ±15% & ±20%
- Inductance Ranges:** 0.5 µH to 10.0 µH
- Testing:** Tested on an HP4284A at 1.0 kHz
- Packaging:** Bulk pack
- Material:** Iron powder or ferrite cores
- Current Capabilities:** 0.5 A to 10.0 A
- Optional Tape:** UL glass tape
- Styles:** Vertical, Horizontal & Klip Mount
- How to order CT Toroids:**
 - Vertical Mount w/ Tape:** CT30-100K-TV
 - Horizontal Mount w/ Tape:** CT30-100K-TH
 - Toroid w/ Base:** CTB30-100K
 - Vertical or Horizontal Toroids w/ no Tape:** Only add V or H
- Miscellaneous:** **RoHS Compliant.** Detailed specification sheets are available upon request.
- Additional Information:** Additional electrical & physical information available upon request.
- Samples available. See website for ordering information.**

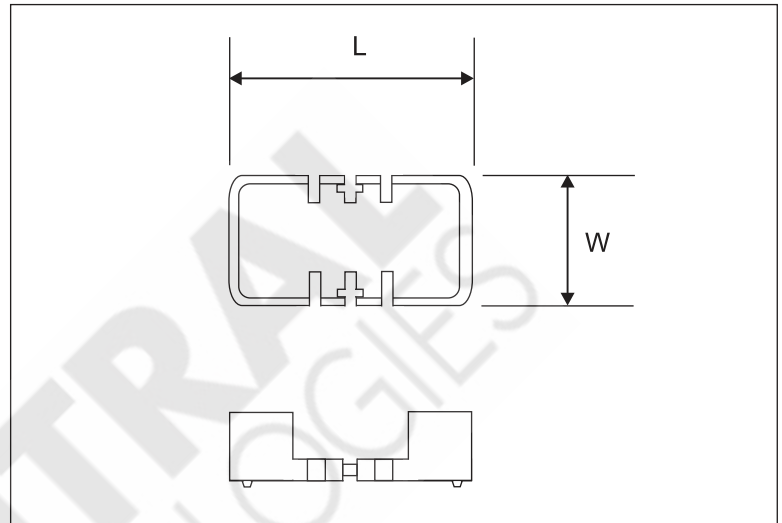
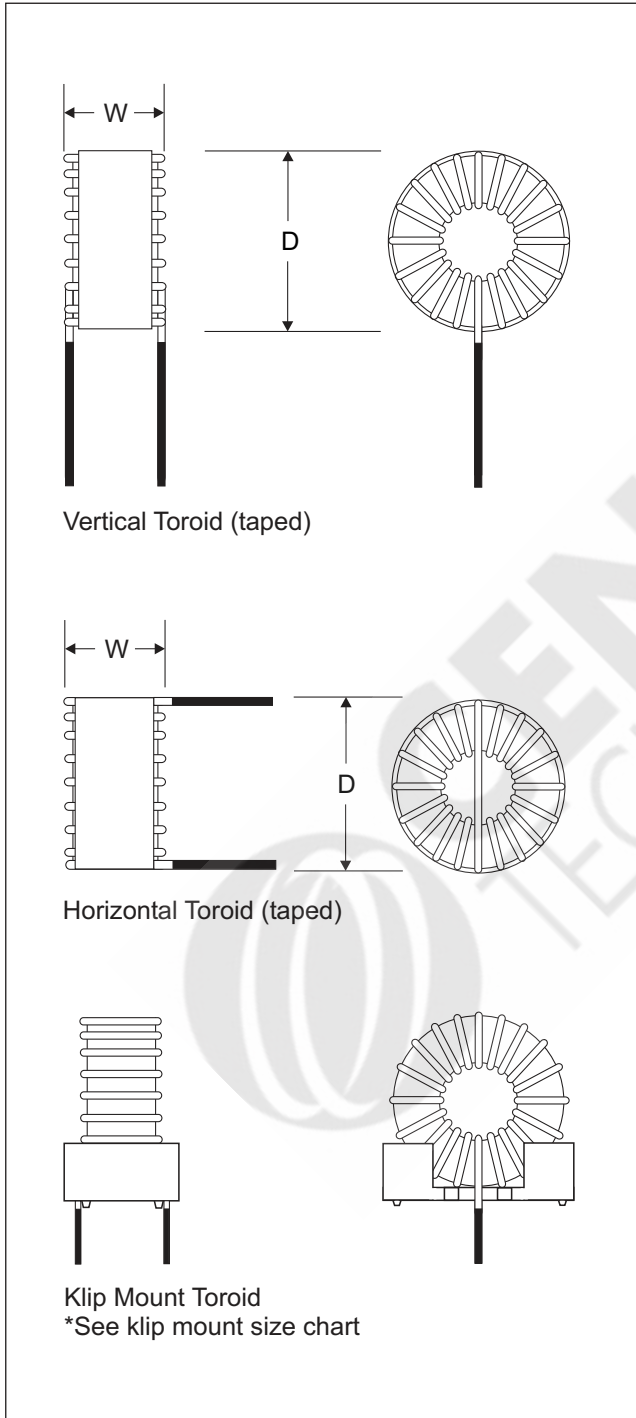
Part Number	Inductance (µH)	L Test Freq. (kHz)	Rated DC (A)	Dia. (mm)	Width (mm)	Wire (AWG)	Optional Klip Mount
CT30F-100K_	10	1.0	2.5	10.5	5.5	24	KM-1
CT44F-100K_	10	1.0	3.0	14.2	8.5	20	KM-1
CT44F-121K_	120	1.0	1.1	14.2	7.5	23	KM-2
CT44F-102K_	1000	1.0	.50	14.2	6.0	30	KM-2
CT50F-5R0K_	5.0	1.0	5.0	15.2	7.6	18	KM-3
CT50F-100K_	10	1.0	3.0	16.5	8.5	18	KM-2
CT50F-250K_	25	1.0	2.5	13.5	6.5	23	KM-2
CT50F-101K_	100	1.0	2.0	15.5	8.5	22	KM-3
CT50F-251K_	250	1.0	1.0	16.0	8.0	24	KM-2
CT50F-102K_	1000	1.0	1.0	16.5	9.0	26	KM-3
CT60F-331K_	330	1.0	2.5	19.0	9.5	24	KM-3
CT67F-250K_	25	1.0	5.5	22.0	11.0	18	KM-3
CT67F-500K_	50	1.0	5.0	21.0	13.0	18	KM-3
CT67F-101K_	100	1.0	2.5	20.0	8.5	23	KM-3
CT68F-100K_	10	1.0	6.0	20.8	8.2	18	KM-3
CT68F-250K_	25	1.0	5.0	21.0	8.2	18	KM-4
CT68F-500K_	50	1.0	3.0	22.0	10.0	19	KM-4
CT72F-251K_	250	1.0	1.0	21.5	9.0	21	KM-4
CT77F-501K_	500	1.0	2.0	23.7	11.0	22	KM-4
CT80F-250K_	25	1.0	6.0	28.0	9.5	16	KM-4
CT80F-101K_	100	1.0	5.0	25.0	12.0	18	KM-4
CT80F-251K_	250	1.0	3.0	25.0	12.0	20	KM-5
CT80F-961K_	960	1.0	1.0	24.0	11.0	25	KM-5
CT80F-822M_	8200	1.0	1.0	24.0	12.0	20	KM-5
CT94F-100M_	10	1.0	5.0	27.9	12.7	17	KM-5
CT94F-251K_	250	1.0	5.0	29.0	13.0	18	KM-5
CT94F-501K_	500	1.0	6.0	29.0	15.5	18	KM-5
CT94F-751K_	750	1.0	4.5	30.5	14.5	19	KM-5
CT94F-102K_	1000	1.0	4.0	29.2	15.0	20	KM-5
CT106F-500K_	50	1.0	7.0	33.0	16.0	15	KM-5
CT106F-101K_	100	1.0	5.0	33.5	17.5	16	KM-5
CT106F-201K_	200	1.0	3.0	32.0	14.0	22	-
CT106F-471K_	470	1.0	6.0	35.0	22.0	16	-
CT130F-121K_	120	1.0	10.0	42.0	21.0	12	-
CT130F-251M_	250	1.0	8.0	40.0	20.0	14	-
CT130F-561M_	560	1.0	5.0	36.8	22.2	18	-
CT141F-100K_	10	1.0	10.0	44.0	18.0	12	-

This is a representation of some of the more common toroid series types we produce. For values or sizes not shown ask for a specific requirement.

High Current Power Toroids

PHYSICAL DIMENSIONS

Klip Mount #	Length	Width	AWG Sizes
KM-1	14.7	8.6	21-24
KM-2	16.5	11.4	18-24
KM-3	21.0	11.4	18-24
KM-4	24.1	15.2	17-22
KM-5	31.7	17.7	17-22



04.27.12