

1-111623-8 ✓ ACTIVE



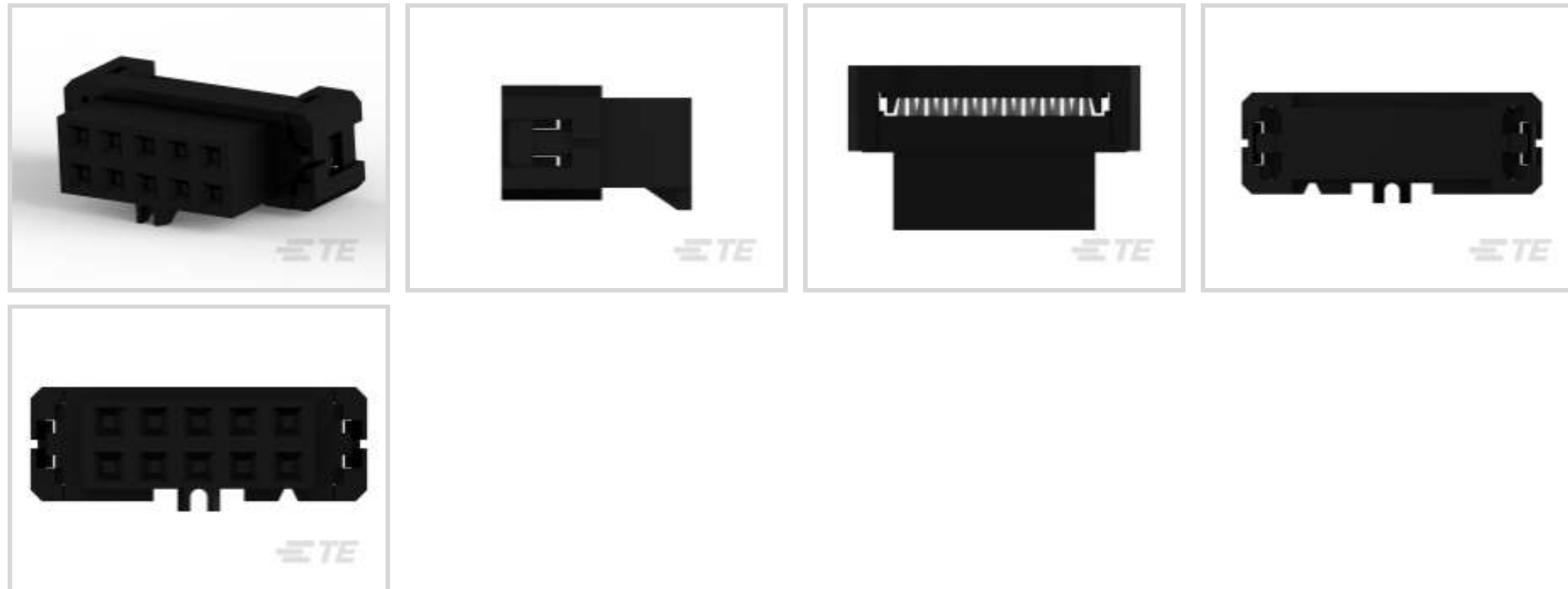
AMP-LATCH

TE Internal #: 1-111623-8

Ribbon Cable Connectors, Wire-to-Board, 10 Position, 2 mm [.079 in] Centerline, 2 Row, Receptacle, Low Profile, Polarization Mating Alignment Type

[View on TE.com >](#)

Connectors > PCB Connectors > Wire-to-Board Connectors > FFC, FPC & Ribbon Connectors > Ribbon Cable Connectors



Connector System: **Wire-to-Board**

Number of Positions: **10**

Centerline (Pitch): **2 mm [.079 in]**

Row-to-Row Spacing: **2 mm [.1 in]**

Number of Rows: **2**

Features

Product Type Features

Connector Product Type	Connector Assembly
Connector System	Wire-to-Board
Connector & Housing Type	Receptacle
Connector & Contact Terminates To	Wire & Cable

Configuration Features

Number of Positions	10
Number of Rows	2

Electrical Characteristics

Insulation Resistance	5000 M Ω
Operating Voltage	125 VAC

Body Features

Daisy Chain	Without
Primary Product Color	Black
Connector Profile	Low



Contact Features

Mating Square Post Dimension	.5 mm[.02 in]
Mating Pin Diameter	.5 mm[.02 in]
Contact Type	Socket
Wire Contact Termination Area Plating Thickness	.127 μ m[5 μ in]
Wire Contact Termination Area Plating Material	Gold
Contact Mating Area Plating Material Thickness	.76 μ m[29.92 μ in]
Contact Shape & Form	Single Beam
PCB Contact Termination Area Plating Material	Tin-Lead
Contact Base Material	Phosphor Bronze
Contact Current Rating (Max)	.5 A

Termination Features

Termination Method to Wire & Cable	Insulation Displacement (IDC)
------------------------------------	-------------------------------

Mechanical Attachment

Mating Alignment	With
PCB Mount Alignment	With
Panel Mount Feature	Without
Mating Alignment Type	Polarization
Mating Retention	With
Mating Retention Type	Ejection Latch
Connector Mounting Type	Cable Mount (Free-Hanging)

Housing Features

Housing Material	Polyester
Centerline (Pitch)	2 mm[.079 in]

Dimensions

Connector Length	15.16 mm[.597 in]
Connector Height	8.48 mm[.334 in]
Connector Width	5.58 mm[.22 in]
Wire Size	.08 mm ²
Compatible Insulation Diameter Range	.71 – .87 mm[.028 – .034 in]
Row-to-Row Spacing	2 mm[.1 in]

Usage Conditions



Operating Temperature Range	-65 – 105 °C[-85 – 221 °F]
-----------------------------	----------------------------

Operation/Application

Circuit Application	Signal
---------------------	--------

Industry Standards

UL Rating	Recognized
-----------	------------

Agency/Standard	CSA, UL
-----------------	---------

Approved Standards	CSA LR7189, UL E28476
--------------------	-----------------------

UL Flammability Rating	UL 94V-0
------------------------	----------

Packaging Features

Packaging Quantity	90
--------------------	----

Packaging Method	Box & Tray, Tray
------------------	------------------

Product Compliance

[For compliance documentation, visit the product page on TE.com>](#)

EU RoHS Directive 2011/65/EU	Compliant
------------------------------	-----------

EU ELV Directive 2000/53/EC	Compliant
-----------------------------	-----------

China RoHS 2 Directive MIIT Order No 32, 2016	No Restricted Materials Above Threshold
---	---

EU REACH Regulation (EC) No. 1907/2006	Current ECHA Candidate List: JUNE 2023 (235) Candidate List Declared Against: JUNE 2023 (235) Does not contain REACH SVHC
--	---

Halogen Content	Not Low Halogen - contains Br or Cl > 900 ppm.
-----------------	--

Solder Process Capability	Not applicable for solder process capability
---------------------------	--

Product Compliance Disclaimer

This information is provided based on reasonable inquiry of our suppliers and represents our current actual knowledge based on the information they provided. This information is subject to change. The part numbers that TE has identified as EU RoHS compliant have a maximum concentration of 0.1% by weight in homogenous materials for lead, hexavalent chromium, mercury, PBB, PBDE, DBP, BBP, DEHP, DIBP, and 0.01% for cadmium, or qualify for an exemption to these limits as defined in the Annexes of Directive 2011/65/EU (RoHS2). Finished electrical and electronic equipment products will be CE marked as required by Directive 2011/65/EU. Components may not be CE marked. Additionally, the part numbers that TE has identified as EU ELV compliant have a maximum concentration of 0.1% by weight in homogenous materials for lead, hexavalent chromium, and mercury, and 0.01% for cadmium, or qualify for an exemption to these limits as defined in the Annexes of Directive 2000/53/EC (ELV). Regarding the REACH Regulation, the information TE provides on SVHC in articles for this part number is based on the latest European Chemicals Agency (ECHA) 'Guidance on requirements for substances in articles' posted at this URL: <https://echa.europa.eu/guidance-documents/guidance-on-reach>

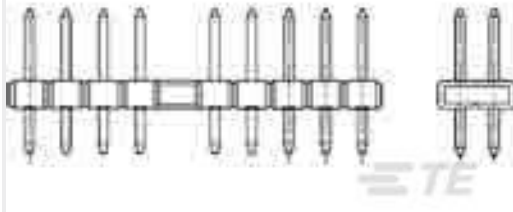
Compatible Parts



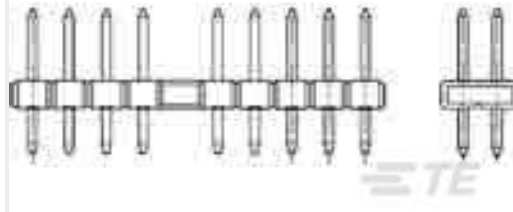
TE Part # 111620-1
2MM KEYING PLUG, COMB OF 10



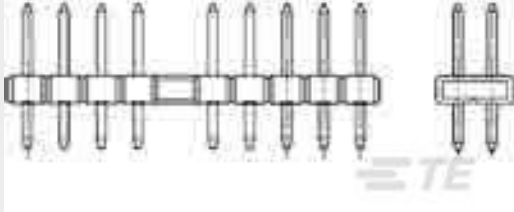
TE Part # 5176837-4
10 AMPMODU 2MM, H, AU, LF



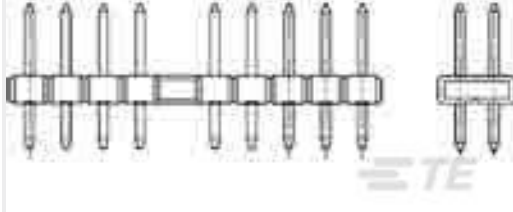
TE Part # 5176264-4
AMPMODU 2MM V 10P AU:0.2 BLACK LF



TE Part # 1-5176264-9
10 AMPMODU 2MM DR VERT MNT LF



TE Part # 2-5178751-8
AMPMODU 2MM HDR V-TYPE ASSY



TE Part # 5178751-4
AMPMODU 2MM HDR V-TYPE ASSY

Customers Also Bought



TE Part #5748536-1
KIT, RCPT, 9P, HDP-20, SHLD HDWRE



TE Part #3-644456-7
07P MTA100 HDR ASSY (NARROW)



TE Part #6-66505-9
20 DF SOCKET CONT, SMALL PACK



TE Part #3-641437-3
03P MTA156 PSTD CONN ASSY RED



TE Part #5229911-1
SCREW, PAN HD, CHAMP PACKAGING



TE Part #61289-1
RING 12-8 AWG TPBR



TE Part #61844-1
RING TERMINAL 12-10 AWG .0395X. 650 TPCU



TE Part #4-552008-1
KIT, COVER, 180, 50 POS

TE Part #1475104-1



Documents

Product Drawings

[10, 2MM, POL,30 DP, LEAD FREE](#)

English

CAD Files

[3D PDF](#)

3D

Customer View Model

[ENG_CVM_CVM_1-111623-8_K.2d_dxf.zip](#)

English

Customer View Model

[ENG_CVM_CVM_1-111623-8_K.3d_igs.zip](#)

English

Customer View Model

[ENG_CVM_CVM_1-111623-8_K.3d_stp.zip](#)

English

By downloading the CAD file I accept and agree to the [Terms and Conditions](#) of use.

Datasheets & Catalog Pages

[Ribbon Cable Interconnect Solutions](#)

English

Product Specifications

[Application Specification](#)

English

Product Environmental Compliance

[MD_1-111623-8_09252012817](#)

English

[MD_1-111623-8_09252012817](#)

English

Instruction Sheets

[Instruction Sheet \(U.S.\)](#)

English

Agency Approvals

[Agency Approval Document](#)

English