

SUMMARY

Wires

Low voltage 8



Image is for illustrative purpose only

Series	1B
Termination type	Female crimp
IP rating	50
AWG wire size	26.00 - 22.00
Cable Ø	5.30 - 6.20 mm
Status	Active
Matching parts	FGG.1B.308.CYCD62

Download

[Request a quote](#)

[Catalog](#)

TECHNICAL DETAILS

Mechanics

Shell Style/Model	PF*: Fixed receptacle, with two nuts, cable collet (back panel mounting)
Keying	1 key (alpha=0, plug: male contacts, receptacle: female contacts)
Housing Material	Brass (chrome plated [SAE AMS 2460]) shell and collet nut, nickel plated [SAE AMS QQ N 290] brass latch sleeve and mid pieces
Variant	Z : Nut for fitting a bend relief
Weight	20.13 g

Performance

Configuration	1B.308 : 8 Low Voltage
Insulator	Y: PEEK for crimp contacts
Rated Current	5 Amps

Specifications

Contact Type: Crimp
Contact Retention: 22 N
Contact Dia.: 0.7 mm (0.028in)
Bucket Dia.: 0.8 mm (0.031in)
Min. Conductor: 0.14 mm ² (AWG 26)
Max. Conductor: 0.34 mm ² (AWG 22)

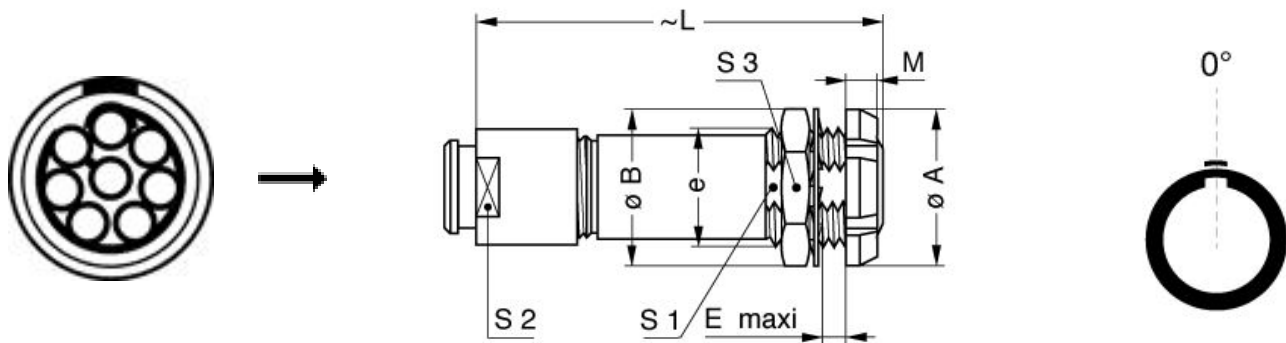
LEMO products and services are provided "as is". LEMO makes no warranties or representations with regard to LEMO product & services or use of them, express, implied or statutory, including for accuracy, completeness, or security. The user is fully responsible for his products and applications using LEMO components.

R (max): 6.1 mOhm
 Vtest (contact-shell): 1300 V (AC), 1840 V (DC)
 Vtest (contact-contact): 1300 V (AC), 1840 V (DC)

Others

Endurance (Shell): 5000
 Temp (min / max): -55° C / +250° C
 Humidity (max): <=95% [at 60 deg C / 140 F]
 Vibration: 15 g [10 Hz - 2000 Hz]
 Shock Resistance: 100 g [6 ms]
 Climatical Category: 50/175/21
 Shielding (min): 75 dB (10 MHz)
 Shielding (min): 40 dB (1 GHz)
 Salt Spray Corrosion: >1000 hr

DRAWINGS



Dimensions

	A	B	E	L	M	S1	S2	S3	e
mm.	16	16	5	39.5	3.5	10.5	9	14	M12x1.0
in.	0,63	0,63	0,20	1,56	0,14	0,41	0,35	0,55	






RECOMMENDED BY LEMO

LEMO products and services are provided "as is". LEMO makes no warranties or representations with regard to LEMO product & services or use of them, express, implied or statutory, including for accuracy, completeness, or security. The user is fully responsible for his products and applications using LEMO components.

Tools

Crimp Tool:	DPC.91.701.V
Crimp settings:	AWG/Selector = 22-24-26/6-5-5
Positionner:	DCE.91.071.BVM
Extractor:	DCC.07.04B.LAG
Replacement contact:	EGG.1B.655.ZZM
Spanner wrench:	Socket for torque wrench DCM.1S.M12.4

Cables

CMN.08.T22.059QGC	TPR	Grey	
CMN.08.T22.059QGZE	TPR (medical)	Grey	
16080	PVC	Grey	
180240	PVC	Black	
180260	PVC	Black	
335991	PVC	Black	
42265	PVC	Yellow	
80140	PVC	Grey	

LEMO products and services are provided "as is". LEMO makes no warranties or representations with regard to LEMO product & services or use of them, express, implied or statutory, including for accuracy, completeness, or security. The user is fully responsible for his products and applications using LEMO components.