

RoHS Compliant

### Features

- Distributed constant type LC filter. Prevents ringing caused by circuit impedance.
- Stable noise attenuation over wide frequency range.
- Low profile (T=0.95mm max.) suitable for miniature electronic equipments.
- First class auto-placement

### Applications

- PCs, Laser Printers, Cellular Phone, Clock Data Lines for LCD Display
- High Speed Video Signal Circuits and Interface Circuits
- High Speed Digital Circuits

### How to Order

KNF 21 100 C65 DA 3T S  
① ② ③ ④ ⑤ ⑥ ⑦

① Series

② Size Code

<b>21</b>	2012 (EIA: 0805)
-----------	------------------

③ Cut off Frequency

<b>025</b>	25MHz	<b>200</b>	200MHz
<b>050</b>	50MHz	<b>400</b>	400MHz
<b>100</b>	100MHz		

④ Capacitance

<b>C17</b>	17pF	<b>C130</b>	130pF
<b>C33</b>	33pF	<b>C235</b>	235pF
<b>C65</b>	65pF		

⑤ Application

<b>DA</b>	Digital Circuit in General
-----------	----------------------------

⑥ Packaging

<b>3T</b>	T&R: 3000 pcs. (Std.)
-----------	-----------------------

⑦ Termination

<b>S</b>	Std.
----------	------

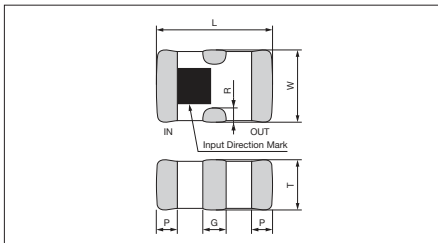
### Specifications

Part Number	Cut off Frequency	Capacitance (+50/-20%)	Attenuation (Typical)	Rated Current	Rated Voltage	Operating Temperature
KNF21025C235DA3TS	25MHz	235pF	200 to 600MHz (@20dB)	150mA	25VDC	-25 to +85°C
KNF21050C130DA3TS	50MHz	130pF	350 to 850MHz (@20dB)	150mA	25VDC	
KNF21100C65DA3TS	100MHz	65pF	450 to 950MHz (@20dB)	150mA	25VDC	
KNF21200C33DA3TS	200MHz	33pF	700 to 1200MHz (@20dB)	150mA	25VDC	
KNF21400C17DA3TS	400MHz	17pF	900 to 1400MHz (@20dB)	150mA	25VDC	

• Storage condition  
Temperature: -10 to +45°C  
Humidity: 45 to 75%RH

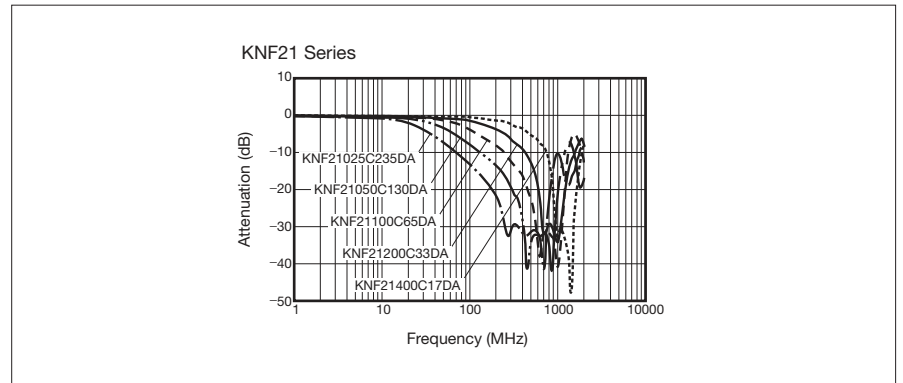
### Dimensions

(Unit: mm)



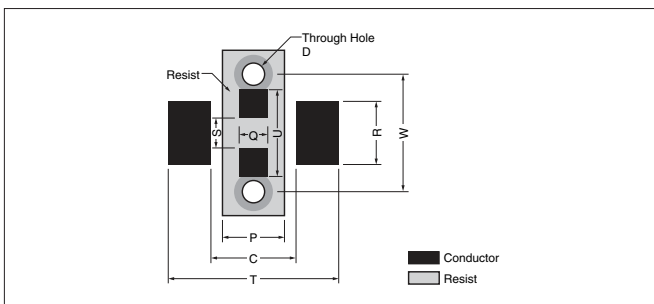
CODE	L	W	T
Dimensions	2.00±0.20	1.25±0.20	0.80±0.15
CODE	G	P	R
Dimensions	0.40±0.30	0.30±0.20	≥0.01

### Attenuation Characteristics



### Recommended Land Pattern

(Unit: mm)

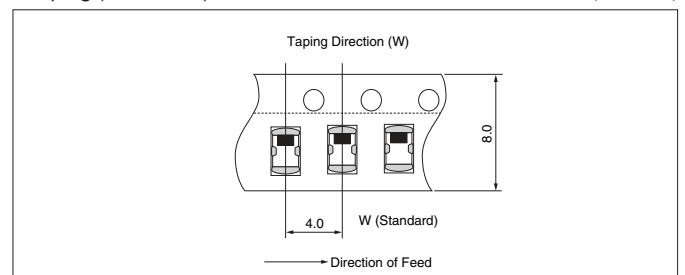


CODE	T	W	R	C	P	Q	S	D	U
Dimensions	3.20	2.30	1.00	1.20	0.80	0.40	0.60	0.3 to 0.4	2.00

### Packaging Specification

- Taping (3,000/ reel)

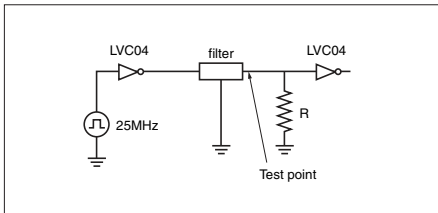
(Unit: mm)



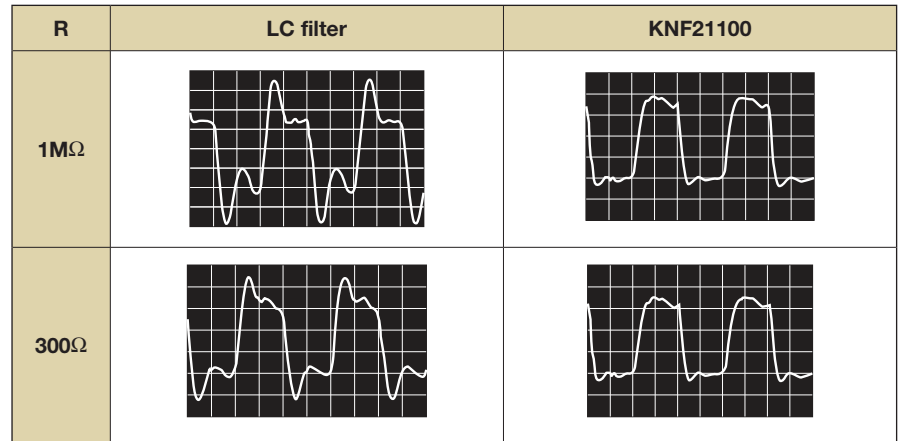
<Impedance Matching Free>

- Stable attenuation against impedance change
- Good impedance matching without ringing or distortion even at the time of IC ON/ OFF and pattern layout change

Test circuit

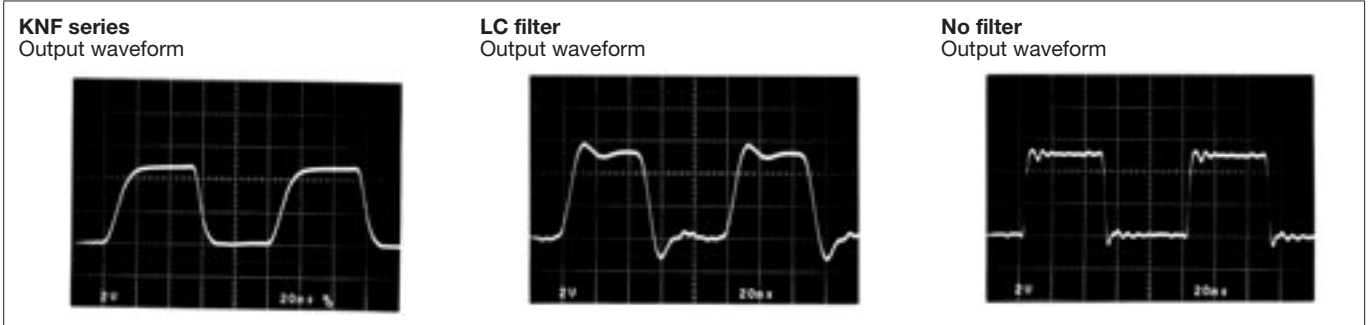


Output Waveform (Clock frequency 25MHz)



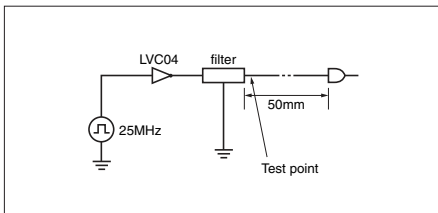
<No Ringing>

Excellent Impedance Matching



- Wide attenuation up to high frequency range without distortion

Test Circuit



Attenuation Bandwidth

