
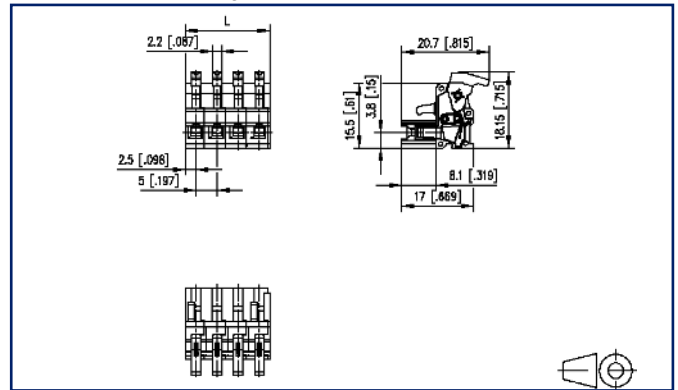


Data sheet
SP045xxVBNC ASP045

Illustrations



Dimensional drawing



See enlarged drawings at the end of document

Product specification

- spring clamp terminal block, pluggable
- centerline 5.00 mm, direction of connection vertical 0°
- fittable without loss of poles
- color black
- eccentric lever, wire entry uncodeable side parallel to plug direction

Technical Data



General Data

min. number of poles	2		
max. number of poles	24		
Insulating material class	CTI 400		
clearance/creepage dist.	4 mm		
Protection category	IP20		
Min. insul. strip length	4 mm		
Rated current	10 A		
Overvoltage category	III	III	II
Pollution degree	3	2	2
Rated voltage	32 V	200 V	200 V
Rated test voltage	1.5 kV	1.5 kV	1.5 kV

Terminal data

rat.wiring solid AWGmax	0.08 mm ² - 1.5 mm ² / AWG 28 - AWG 16		
rat.wiring strand.AWGmax	0.08 mm ² - 1.5 mm ² / AWG 28 - AWG 16		

Approvals

 V / A / AWG	300 / 10 / 28 - 16		
approval UL - File No.	E121004		
 1 mm ²	250 V / 4 kV / 10 A		

Material

insulating material	PA46
flammability class	V0
spring material	Spring steel
contact material	CuSn
Contact surface	Sn
Glow-Wire Flammability GWFI	-
Glow-Wire Flammability GWIT	-

Climatic Data

upper limit temperature	105 °C
lower limit temperature	-40 °C

general

U | Contact

Data sheet

SP045xxVBNC ASP045

Page 3/6

P/N

ASP045xx

xx=number of poles

2023/06/28

Version: R

Technical Data

Tolerance

ISO 2768 -mH



U | Contact

Data sheet
SP045xxVBNC ASP045

Page 4/6

P/N
ASP045xx
xx=number of poles
2023/06/28
Version: R

Accessories

P/N	Designation
700025-01-9	Coding star white with a group of 6 coding pins

© 2023 METZ CONNECT - Technische Änderungen vorbehalten! Subject to modifications! Sous réserve de modifications techniques!

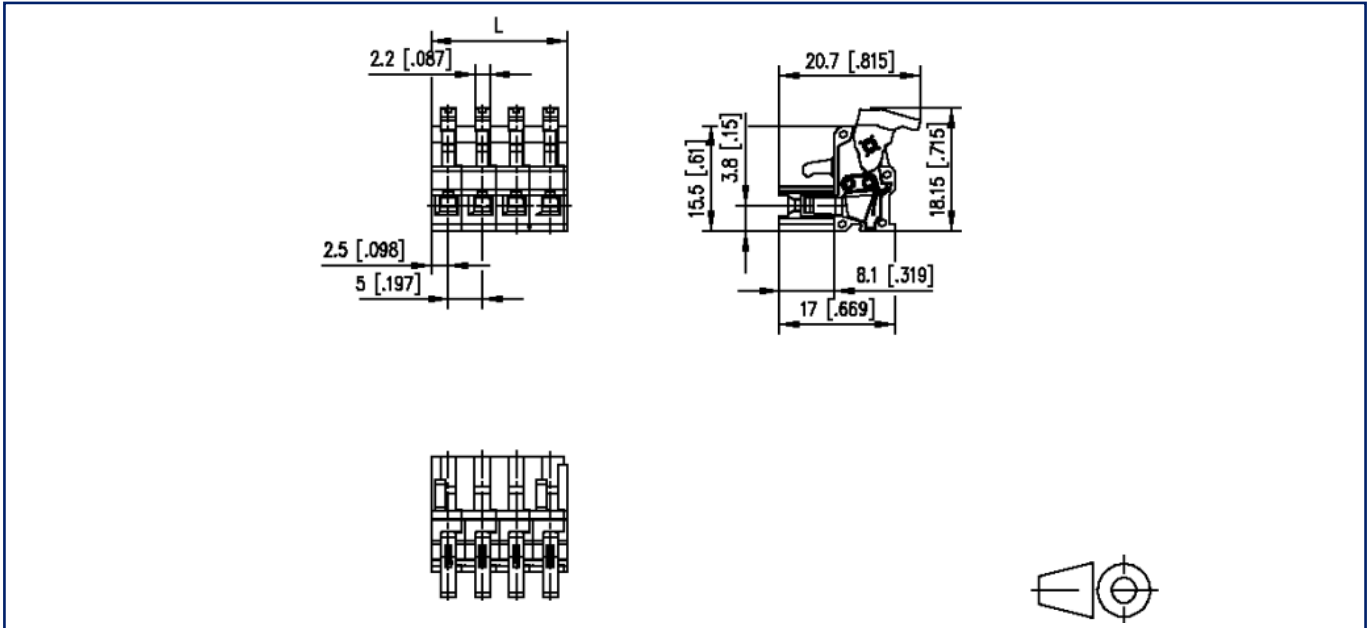


Counterpart

P/N	Designation
311761	PR065xxHBBN Type 176
311771	PR065xxVBBN Type 177
312701	PT175xxVGDN Type 270
312741	PT165xxVGDN Type 274
312761	PT165xxHGDN Type 276
313191	PT115xxVBEC Typ 319
313201	PT115xxVBBN Type 320
313291	PT115xxHBEC Type 329
313301	PT115xxHBBN Type 330
313371	PR075xxHBEL Type 337
313381	PR075xxHBER Type 338
314761	PR065xxHBEC Type 476
314771	PR065xxVBEC Type 477

Illustrations

Dimensional drawing



$L = (\text{pole size} - 1) \times \text{centerline} + 5 \text{ mm } [0.197]$