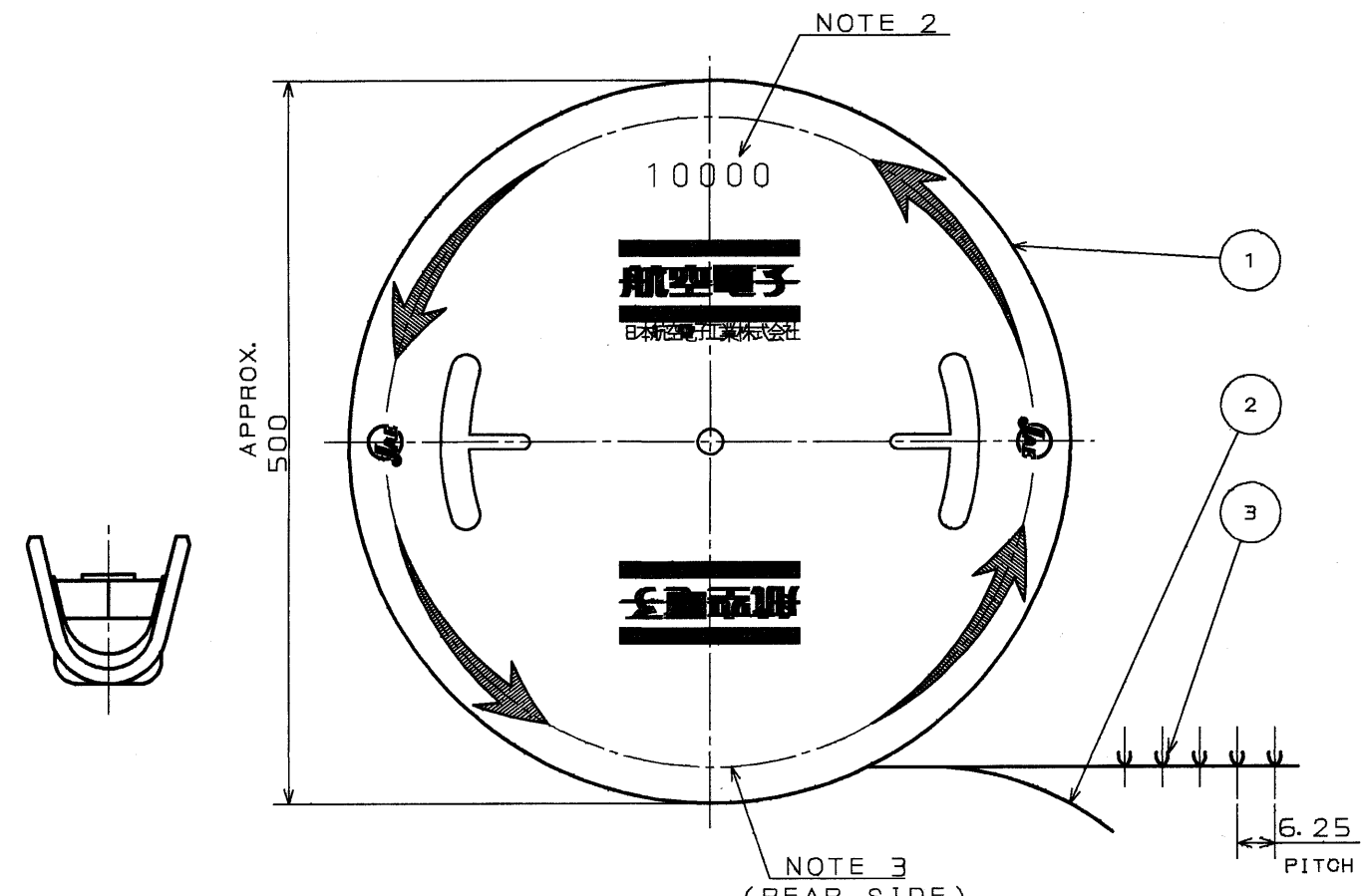
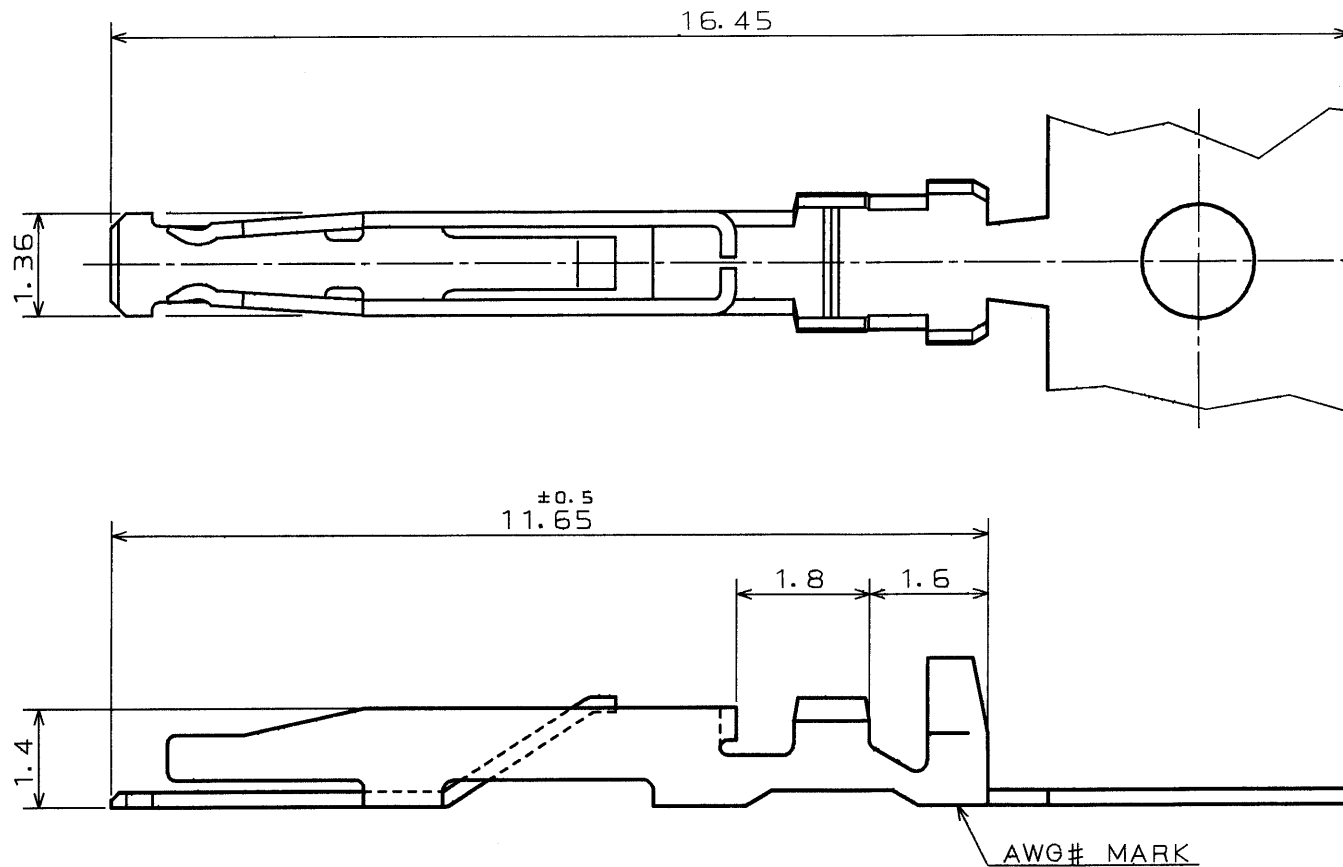


SJ021508-E

DWG. NO.

SYM	DCN NO.	DESCRIPTION	DATE	DRAWN	CHECKED	APP' D	APP' D



DESCRIPTION	APPLICABLE WIRE		AWG# MARK
	WIRE SIZE	OUTER DIA. OF INSUL.	
D02-22-22S-10000	AWG#22~24	1.3 ^{DIA.} MAX.	22
D02-22-26S-10000	AWG#26~28	1.1 ^{DIA.} MAX.	26

NOTE 1. CONTACT TO BE SUPPLIED IN REELED FORM.
(10,000 CONTACT/REEL)

2. NUMBER OF CONTACTS TO BE SHOWN ON THIS PORTION.

3. LABEL SHOWING PART NUMBER & Q' TY TO BE PUT ON THIS PORTION.

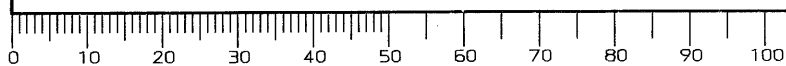
ITEM	DESCRIPTION	Q' TY	MATERIAL	FINISH	REMARKS
3	SOCKET CONTACT	10000	COPPER ALLOY	GOLD OVER NICKEL	
2	PAPER TAPE	1	PAPER		
1	MAGAZINE	1	PAPER		

REFERENCE DOCUMENT	DATE	SCALE	JAE-CONNECTOR ROOM Reference Only
JACS-3050-2	30. OCT. '90	10:1	
MATERIAL	DRAWN	TITLE	
	H. KATO	D02-22-22S-10000	
TREATMENT	CHECKED	D02-22-26S-10000	MUSASHINO, AKISHIMA-SHI TOKYO, JAPAN DWG. NO.
	O. OTSUKA		
FINISH	APP' D	SERIES	SJ021508-E
	<i>Y. Nishino</i>	D02	

DIMENSIONS ARE IN MILLIMETERS
TOLERANCES ON: (INCHES)

DIMENSION	ANGLES	CONCENTRICITY
. ± 0.3	X° ±	WITHIN T. I. R.
.X ± 0.3	X°X' ±	
.XX ±		
.XXX ±		

DCF-115A



SIZE A3 CDS-1201