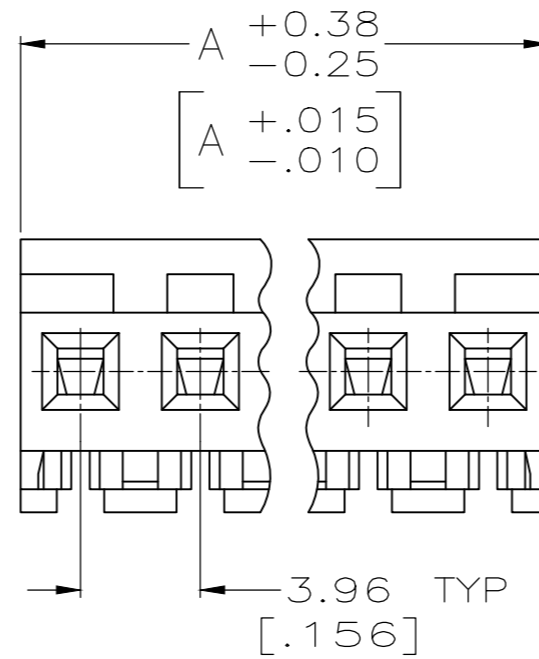
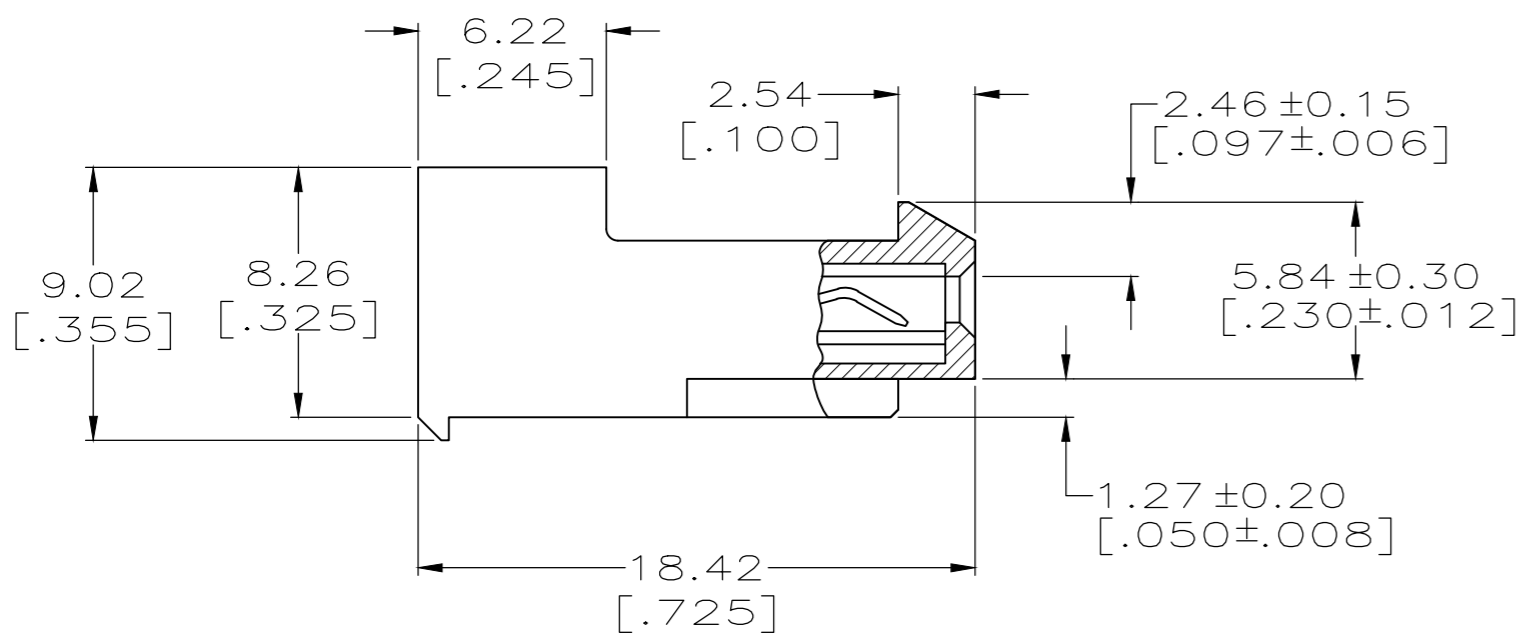
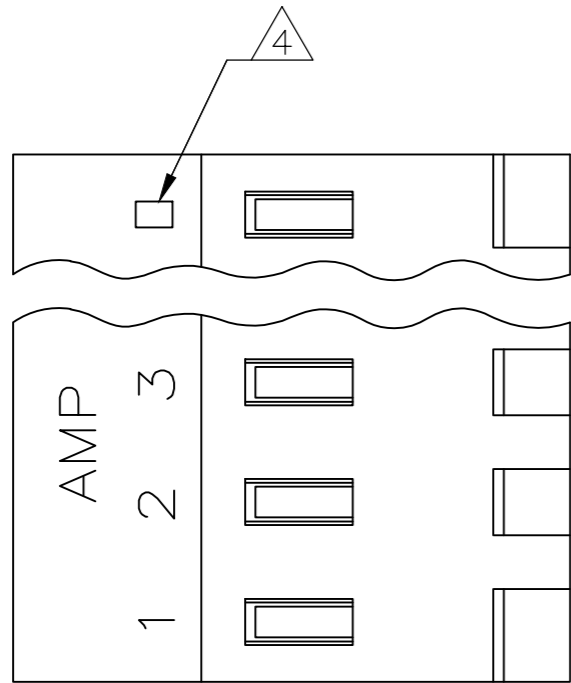


THIS DRAWING IS UNPUBLISHED. RELEASED FOR PUBLICATION  
 © COPYRIGHT - By - TE CONNECTIVITY ALL RIGHTS RESERVED.

LOC		DIST		REVISIONS			
P	LTR	DESCRIPTION		DATE	DWN	APVD	
CM	0	S1	REVISED PER ECR-20-100206	13JUL2020	BDA	SW	



1 MATERIAL:  
 CONNECTOR - NYLON UL94V-2 (ORANGE).  
 CONTACTS - 0.30[.012] THICK COPPER ALLOY.  
 PLATING - 0.00038 [.000015] GOLD THK OR 0.00008 [.000003] MIN THK GOLD FLASH OVER 0.00030 [.000012] THK PALLADIUM NICKEL PER TE CONNECTIVITY'S DISCRETION, IN CONTACT AREA. 0.00203[.000080] MIN THICKNESS MATTE TIN IN SLOT AREA FOR 641148-2 THRU 2-641148-4 OR MATTE WHISKER MITIGATED TIN IN SLOT AREA FOR 3-641148-2 THRU 5-641148-4 OVER NICKEL UNDERPLATE.

2 CONTACTS ACCEPT 18 AWG WIRE WITH 2.41[.095] MAX INSULATION DIAMETER.  
 3 CONTACTS MUST ACCEPT 1.14±0.03[.045±.001] SQUARE POST AND REMAIN LOCKED IN POSITION.  
 4 IDENTIFICATION NUMBER FOR LAST CIRCUIT MAY NOT APPEAR ON ALL ASSEMBLIES.  
 5 DIMENSIONS IN BRACKETS ARE IN INCHES.

6 HOUSING FEATURES ARE: CLOSED END WITH LOCKING RAMP.  
 7 NOTE DELETED.  
 8 NOTE DELETED.  
 9 OBSOLETE PARTS: OBSOLETE CIS STREAMLINING PER D.RENAUD/D.SINISI.

CONTACT FINISH	DIM A	NO. OF CIRCUITS	PART NO.
TIN	95.10 [3.744]	24	5-641148-4
TIN	91.14 [3.588]	23	5-641148-3
TIN	87.17 [3.432]	22	5-641148-2
TIN	83.21 [3.276]	21	5-641148-1
TIN	79.25 [3.120]	20	5-641148-0
TIN	75.29 [2.964]	19	4-641148-9
TIN	71.32 [2.808]	18	4-641148-8
TIN	67.36 [2.652]	17	4-641148-7
TIN	63.40 [2.496]	16	4-641148-6
TIN	59.44 [2.340]	15	4-641148-5
TIN	55.47 [2.184]	14	4-641148-4
TIN	51.51 [2.028]	13	4-641148-3
TIN	47.55 [1.872]	12	4-641148-2
TIN	43.59 [1.716]	11	4-641148-1
TIN	39.62 [1.560]	10	4-641148-0
TIN	35.66 [1.404]	9	3-641148-9
TIN	31.70 [1.248]	8	3-641148-8
TIN	27.74 [1.092]	7	3-641148-7
TIN	23.77 [.936]	6	3-641148-6
TIN	19.81 [.780]	5	3-641148-5
TIN	15.85 [.624]	4	3-641148-4
TIN	11.89 [.468]	3	3-641148-3
TIN	7.92 [.312]	2	3-641148-2
SUPERSEDED 9	TIN-LEAD	24	2-641148-4
SUPERSEDED 9	TIN-LEAD	23	2-641148-3
SUPERSEDED 9	TIN-LEAD	22	2-641148-2
SUPERSEDED 9	TIN-LEAD	21	2-641148-1
SUPERSEDED 9	TIN-LEAD	20	2-641148-0
SUPERSEDED 9	TIN-LEAD	19	1-641148-9
SUPERSEDED 9	TIN-LEAD	18	1-641148-8
SUPERSEDED 9	TIN-LEAD	17	1-641148-7
SUPERSEDED 9	TIN-LEAD	16	1-641148-6
SUPERSEDED 9	TIN-LEAD	15	1-641148-5
SUPERSEDED 9	TIN-LEAD	14	1-641148-4
SUPERSEDED 9	TIN-LEAD	13	1-641148-3
SUPERSEDED 9	TIN-LEAD	12	1-641148-2
SUPERSEDED 9	TIN-LEAD	11	1-641148-1
SUPERSEDED 9	TIN-LEAD	10	1-641148-0
SUPERSEDED 9	TIN-LEAD	9	641148-9
SUPERSEDED 9	TIN-LEAD	8	641148-8
SUPERSEDED 9	TIN-LEAD	7	641148-7
SUPERSEDED 9	TIN-LEAD	6	641148-6
SUPERSEDED 9	TIN-LEAD	5	641148-5
SUPERSEDED 9	TIN-LEAD	4	641148-4
SUPERSEDED 9	TIN-LEAD	3	641148-3
SUPERSEDED 9	TIN-LEAD	2	641148-2

THIS DRAWING IS A CONTROLLED DOCUMENT.

DIMENSIONS: mm [INCHES]	TOLERANCES UNLESS OTHERWISE SPECIFIED:	DWN B. LEWIS 2-12-91	TE Connectivity
0 PLC ± -	1 PLC ± -	CHK R. SWING 2-12-91	
2 PLC ± -	3 PLC ± 0.13 [.005]	APVD -	MTA-156 CONNECTOR ASSEMBLY, 18 AWG, STANDARD
4 PLC ± -	ANGLES ± -	PRODUCT SPEC 108-1051	
MATERIAL 1	FINISH -	APPLICATION SPEC 114-1020	RESTRICTED TO -
		WEIGHT -	SIZE A2 CAGE CODE 00779 DRAWING NO C-641148
		CUSTOMER DRAWING	SCALE 4:1 SHEET 1 OF 1 REV S1