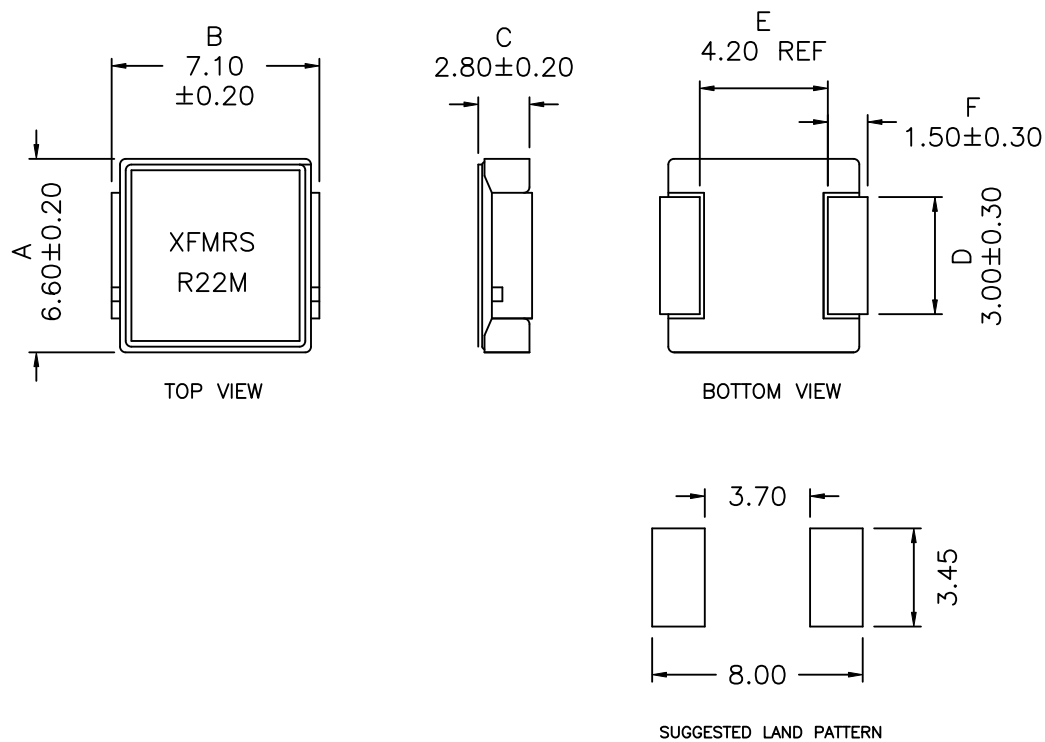
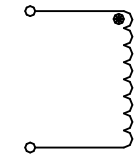


## 1. Mechanical Dimensions:



## 2. Schematic:



## 3. Electrical Specifications: @25°C

INDUCTANCE: 0.22uH±20% @100KHz 0.25V, 0.0Adc

Q: 10 Min @100KHz 0.25V

DCR: 2.5 mOhms Typ 2.80 mOhms Max

I<sub>rms</sub>: 23A (Based on 40°C Typ Temp Rise)

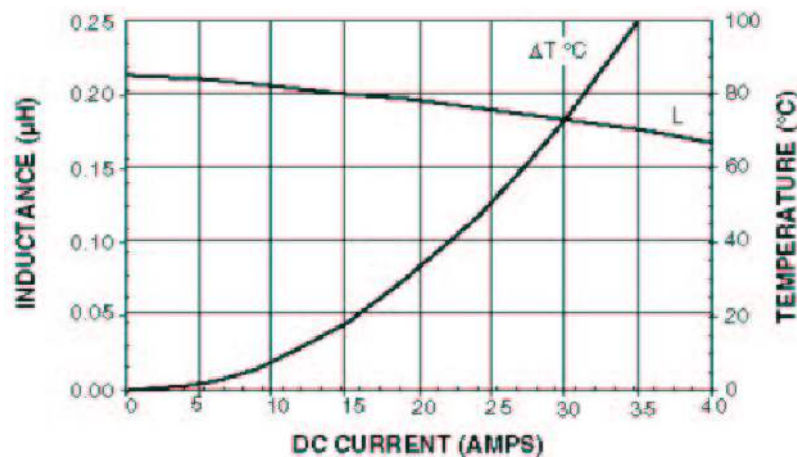
I<sub>sat</sub>: 40Adc (Based on 20% Typ drop in OCL)

SRF: 90MHz Min

Rated Voltage: 75V

### Notes:

1. Solderability: Leads shall meet MIL-STD-202G, Method 208H for solderability.
2. Flammability: UL94V-0
3. ASTM oxygen index: > 28%
4. Insulation System: Class F 155°C. UL file E151556
5. Operating Temperature Range: -55°C to +125°C (Includes temperature when the coil is heated)
6. Storage Temperature Range: -55°C to +125°C
7. Aqueous wash compatible
8. SMD Lead Coplanarity: ±0.004"(0.102mm)
9. Electrical and mechanical specifications 100% tested
10. RoHS Compliant Component
11. Recommended IR Reflow peak temp of 250C Max.
12. Outsourced item processed & controlled under XFMRS QA system
13. AEC-Q200 Certified Product
14. MSL 1



DOC REV: A/10

**PROPRIETARY** Document is the property of XFMRS Group & is not allowed to be duplicated without authorization.

XFMRS Inc www.XFMRS.com	Title: HIGH CURRENT INDUCTOR		
	UNLESS OTHERWISE SPECIFIED TOLERANCES: .xx ±0.25		P/N: XFHCL6-R22M
Dimensions in MM	DWN.	Huo	REV. A Feb-06-23
SHEET 1 OF 1	CHK.	YK Liao	Feb-06-23
	APP.	AM	Feb-06-23