



ANATECH ELECTRONICS INC
RF & Microwave Filters & Products

462 MHz CDMA 450 C-Band RF-Rx Saw Filter

Part Number: AM462S485

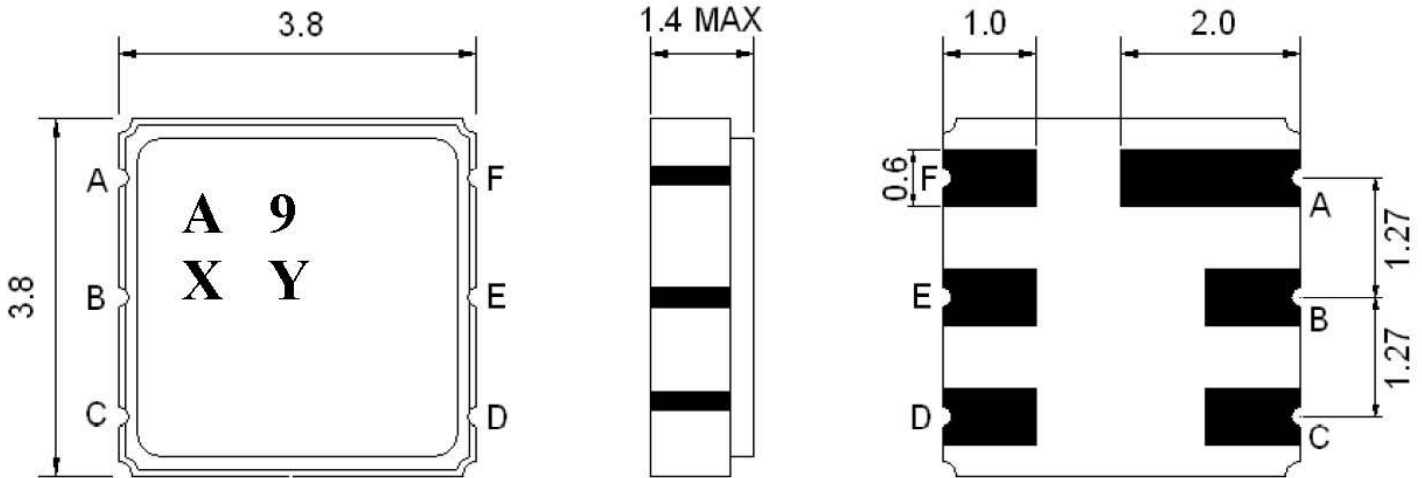


Parameters Description	Unit	Minimum	Typical	Maximum
Center Frequency (Fo)	MHz	-	462.5	-
Insertion Loss in 460.0 ~ 464.8 MHz	dB	-	2.8	3.5
VSWR in 460.0 ~ 464.8 MHz	-	-	1.9	2.4
Attenuation:				
0.3 ~ 450.0 MHz	dB	40	45	-
450.0 ~ 454.8 MHz	dB	35	46	-
485.0 ~ 505.0 MHz	dB	40	50	-
505.0 ~ 1200.0 MHz	dB	30	41	-
1200.0 ~ 2000.0 MHz	dB	20	32	-

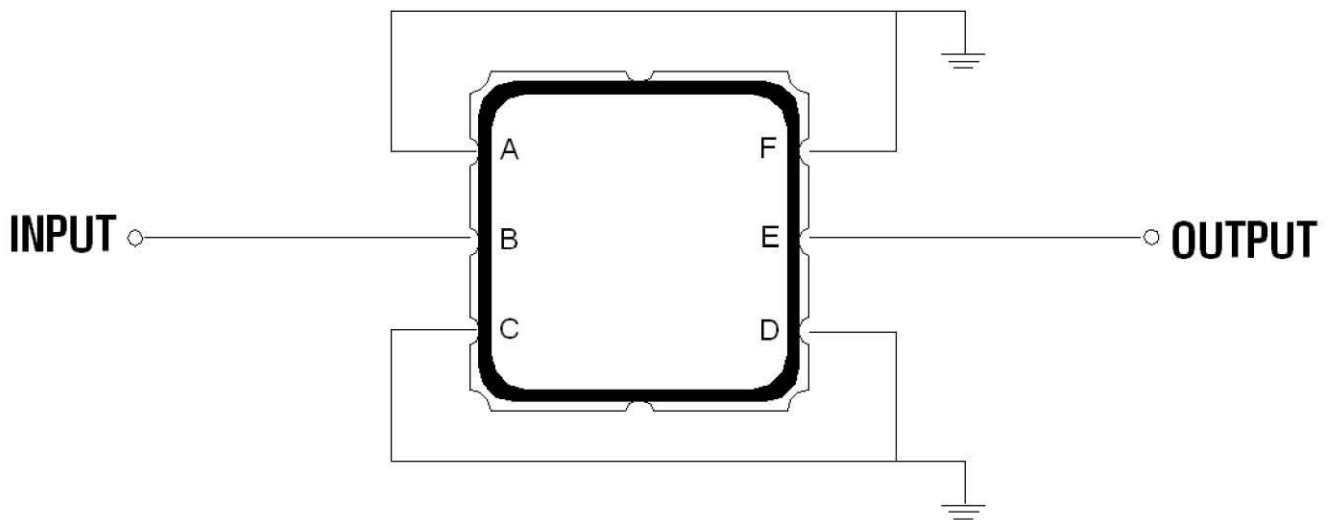
Parameters Description	Unit	Minimum	Typical	Maximum
Operation Temperature Range	°C	-30	-	+80
Storage Temperature Range	°C	-40	-	+85
Maximum DC Voltage	V	-	-	0
Maximum Input Power	dBm	-	-	27
Source Impedance (Single Ended) ₁	Ω	-	50	-
Load Impedance (Single Ended) ₁	Ω	-	50	-
Package Size and Type	3.8 x 3.8 x 1.4 mm		P	



Outline Drawing:



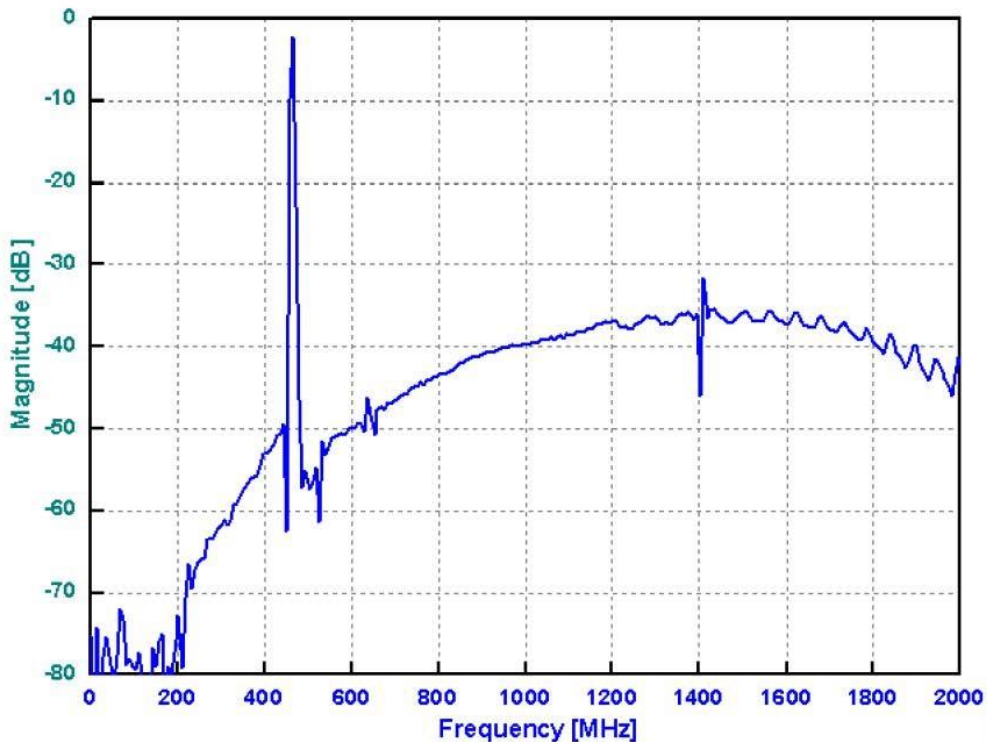
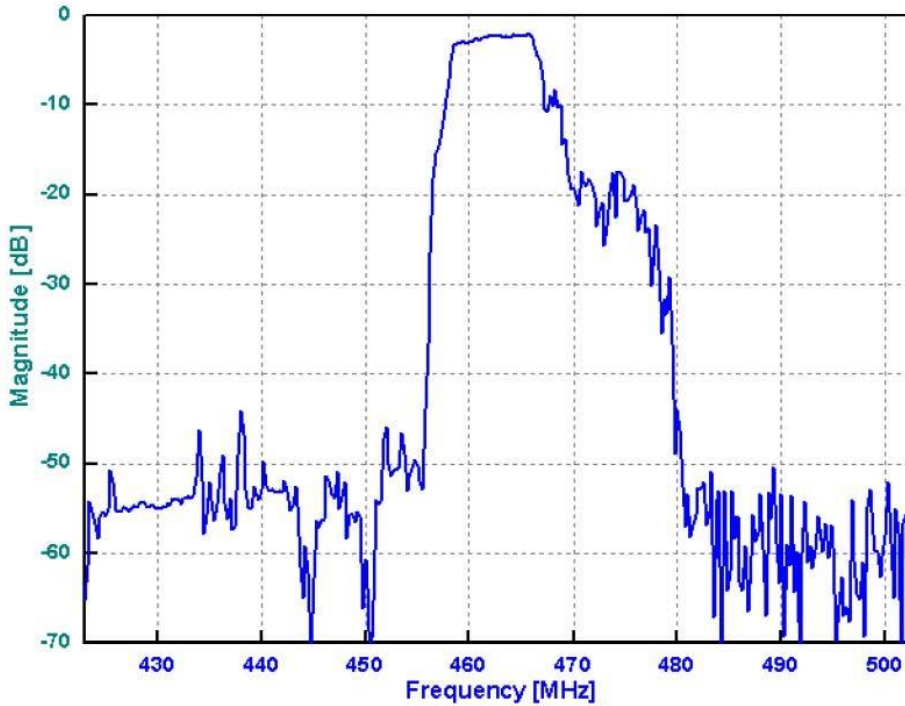
Testing Environment:



Source/Load Impedance: 50 Ω



Response Plot:





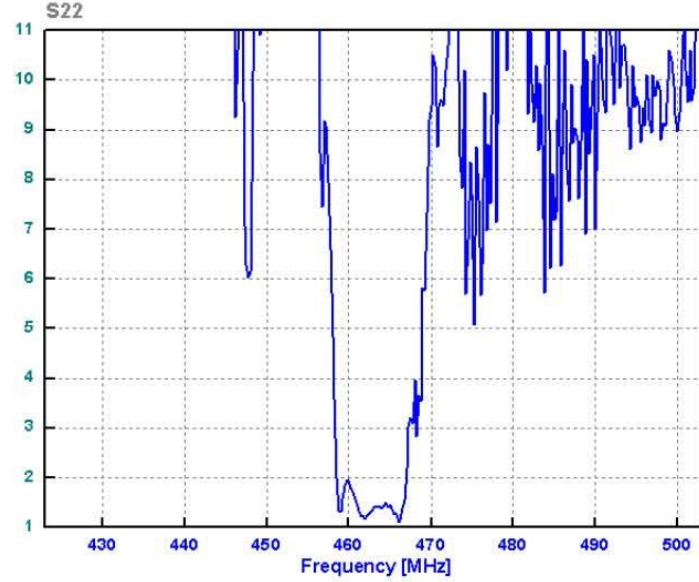
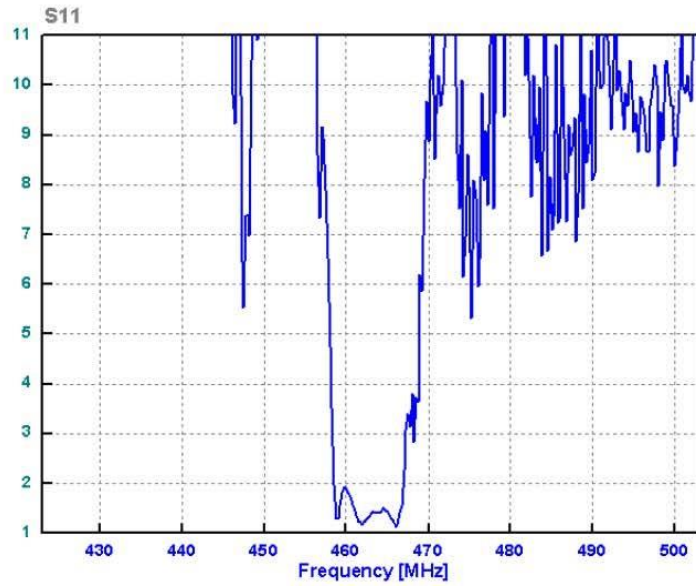
ANATECH ELECTRONICS INC
RF & Microwave Filters & Products

462 MHz CDMA 450 C-Band RF-Rx Saw Filter

Part Number: AM462S485



VSWR



Smith Chart

