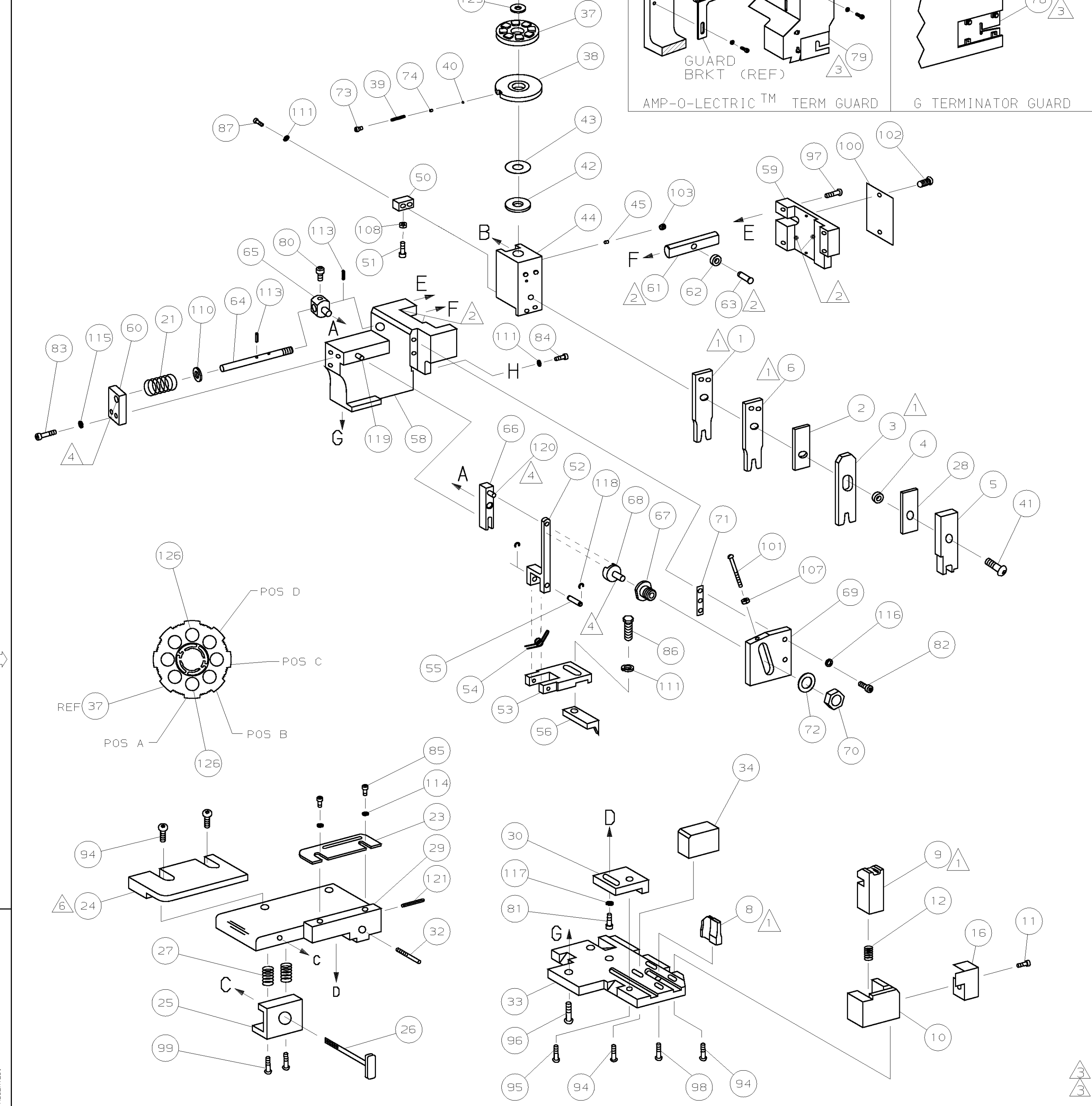
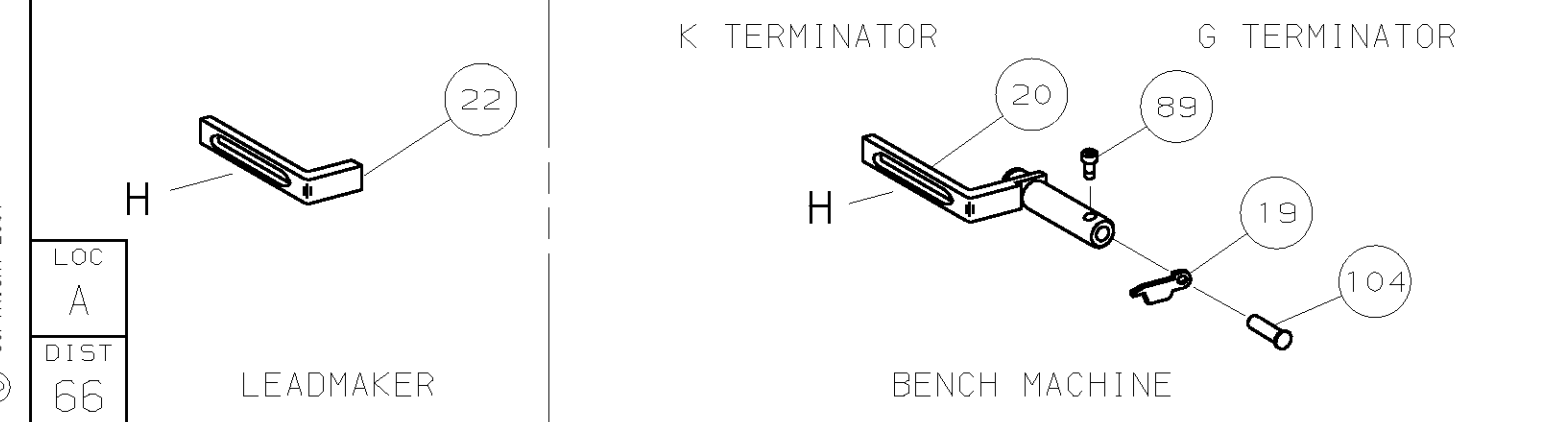
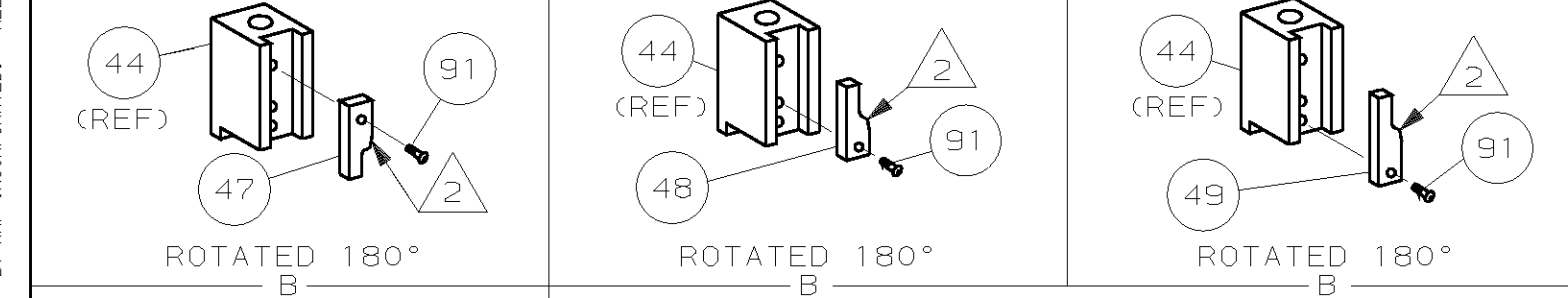


PART NUMBER	REV	FIRST USED
1385333-1	C	122500-1
1385333-2	C	565435-5
1385333-3	C	354500-1



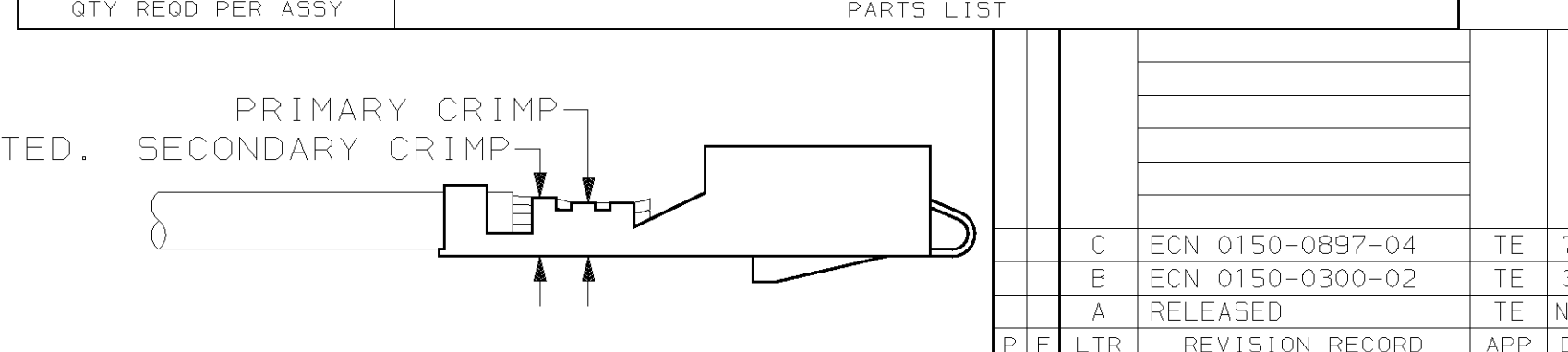
- 1 RECOMMENDED SPARE PARTS.
- 2 GREASE LIGHTLY.
- 3 GUARD MUST BE IN PLACE WHEN OPERATING APPLICATOR IN A BENCH MACHINE.
- 4 LUBRICATE DAILY USING NO. 20 MACHINE OIL.
- 5. ITEMS WITH QTY OF REF SPECIFIED (EXCEPT ITEMS 78 AND 79) ARE USED ON ITEM 46.
- 6 GUIDE ON INSULATION BARREL.
- 7 TWO STAGE CRIMP. PRIMARY CRIMP HEIGHT IS LISTED. SECONDARY CRIMP HEIGHT SHALL BE .004±.002 GREATER THAN PRIMARY CRIMP HEIGHT.



TERMINAL NAME: TERMINAL, FEMALE 280 METRI-PACK					
AMP TERM PN MFR TERM PN		PIONEER TERMINAL		PIONEER CRIMP SPECS	
1572018	12176667	PAD LTR	CRIMP HEIGHT	WIRE SIZE	
		A	.055 ±.002 [1.40 ±0.05mm]	18	
		B	NOT	USED	
		C	NOT	USED	
		D	NOT	USED	
WIRE STRIP LENGTH .203-.234		TERM APPL SPEC NONE	FEED .572	APPL INSTRUCTION 408-8040	SET UP GAGE L2593
QTY REOD PER ASSY		PARTS LIST			

QTY	REF	REF	REF	REF	REF	DESCRIPTION	ITEM NO		
129						LEADMAKER	129		
128						WASHER, FLAT PRECISION	128		
127						GENERAL INSTRUCTION PACKAGE	127		
126	2	2	2	-	C	PIN, WIRE DISC (.3105)A	126		
125	1	1	1	-	A	WASHER, FLAT PRECISION	125		
124	1	1	1	-	A	GENERAL INSTRUCTION PACKAGE	124		
123	1	1	1	-	-	SF APPL INST 408-8040	123		
122							122		
121	1	1	1	-	A	PIN, SLT SPR (Ø.093x.75) ST GDE PL	121		
120	REF	REF	REF	-	A	PIN, DOWEL (Ø.187x.50) LEVER	120		
119	REF	REF	REF	-	A	PIN, DOWEL (Ø.187x1.25) HOUSING	119		
118	REF	REF	REF	-	A	RING, RET "C" (Ø.187) FD FING PIN	118		
117	1	1	1	-	A	WASHER, LOCK (#10) ADJ BLK	117		
116	REF	REF	REF	-	A	WASHER, LOCK (#10) ADJ PLATE	116		
115	REF	REF	REF	-	A	WASHER, LOCK (#10) FEED GDE ROD	115		
114	2	2	2	-	A	WASHER, LOCK (#4) FRONT STP GUIDE	114		
113	REF	REF	REF	-	A	PIN, SLT SPR (Ø.125x.50) ADJ ROD	113		
112							112		
111	4	4	4	-	A	WASHER, LOCK (#8) STRIPPER	111		
110	REF	REF	REF	-	A	WASHER, FLAT (Ø5/16) SCREW ADJ	110		
109							109		
108	1	1	1	-	A	NUT, HEX (NO. 6) HOLDDOWN	108		
107	REF	REF	REF	-	A	NUT, HEX (6-32) FEED ADJ	107		
106							106		
105							105		
104	1	1	1	-	A	PIN, CLEVIS	104		
103	1	1	1	-	A	SCR, SKT 5ET (1/4-20x.25 LW) RAM	103		
102	2	2	2	-	A	SCR, DRIVE (#2x.19) ID PLATE	102		
101	REF	REF	REF	-	A	SCR, PAN HD (6-32x1.50) FEED ADJ	101		
100	1	1	1	-	B	PLATE, IDENTIFICATION	100		
99	2	2	2	-	A	SCR, BHC (10-32x.88) DRAG	99		
98	1	1	1	-	A	SCR, BHC (8-32x.38 LW) ANVIL	98		
97	REF	REF	REF	-	A	SCR, BHC (10-32x.75) CAP	97		
96	REF	REF	REF	-	A	SCR, BHC (1/4-20x.62) HOUSING	96		
95	REF	REF	REF	-	A	SCR, BHC (10-32x.50) 56 ADJ BLOCK	95		
94	6	6	6	-	A	SCR, BHC (8-32x.50) TERM H DWN	94		
93							93		
92							92		
91	1	1	1	-	A	SCR, BHC (6-32x.38) CAM	91		
90							90		
89	1	1	1	-	A	SCR, SHC (4-40x.19) STRIPPER	89		
88							88		
87	2	2	2	-	A	SCR, SHC (8-32x.44) DEP-HOLD	87		
86	1	1	1	-	A	SCR, HEX HD (8-32x.31) FEED FINGER	86		
85	2	2	2	-	A	SCR, SHC (4-40x.25) FR ST GUIDE	85		
84	1	1	1	-	A	SCR, SHC (8-32x.50) STRIPPER	84		
83	REF	REF	REF	-	A	SCR, SHC (10-32x.75) FEED ROD GD	83		
82	REF	REF	REF	-	A	SCR, SHC (10-32x.62) FD ADJ BLK	82		
81	1	1	1	-	A	SCR, SHC (10-32x.31) 56 ADJ BL	81		
80	REF	REF	REF	-	A	SCR, SHC (10-32x.38) PIVOT BLK	80		
79	-	REF	-	-	B	GUARD, WINDOW	79		
78	REF	-	-	-	B	INSERT, GUARD	78		
77							77		
76							76		
75							75		
74	1	1	1	-	A	SPRING, ASSIST	74		
73	1	1	1	-	A	SCR, SHC (6-32x.25 SL) INS DISC	73		
72	REF	REF	REF	-	A	WASHER, SPECIAL	72		
71	REF	REF	REF	-	A	SPACER	71		
	-3	-2	-1	U/M	DWG SIZE	PART NO	DESCRIPTION	ITEM NO	
QTY REOD PER ASSY				PARTS LIST					



LEADMAKER						MECH POST FEED						
BENCH MODEL K			MECH PRE FEED			BENCH MODEL G			MECH PRE FEED			ITEM NO
REF	REF	REF	-	B	22594-8	NUT, HEX (1/2-20)				70		
REF	REF	REF	-	B	240628-1	PLATE, ADJUSTMENT				69		
REF	REF	REF	-	B	240626-1	SHAFT, PIVOT				68		
REF	REF	REF	-	B	240633-1	BUSHING				67		
REF	REF	REF	-	A	455680-1	LEVER, INTERMEDIATE				66		
REF	REF	REF	-	B	240629-1	BLOCK, PIVOT				65		
REF	REF	REF	-	A	240632-2	SCREW, ADJ FEED ROD				64		
REF	REF	REF	-	B	240659-3	PIN, CAM ROLLER				63		
REF	REF	REF	-	B	240658-1	ROLLER, CAM				62		
REF	REF	REF	-	B	454398-2	ROD, FEED				61		
REF	REF	REF	-	A	454178-1	GUIDE, FEED ROD				60		
REF	REF	REF	-	C	454220-1	CAP, RAM				59		
REF	REF	REF	-	D	454485-1	HOUSING				58		
										57		
1	1	1	-	B	690542-2	PAWL, FEED				56		
REF	REF	REF	-	B	240624-1	PIN, FEED FINGER				55		
REF	REF	REF	-	B	691499-1	SPRING, FEED FINGER				54		
REF	REF	REF	-	B	690541-1	HOLDER, FEED FINGER				53		
REF	REF	REF	-	A	455679-1	LEVER, TERMINAL FEED ARM				52		
1	1	1	-	A	811242-2	BUMPER, HOLDDOWN				51		
1	1	1	-	A	690753-1	SPACER, TONKER				50		
1	-	-	-	B	690602-6	CAM, PRE-FEED 1 5/8 ST				49		
-	1	-	-	B	690602-5	CAM, PRE-FEED 1 1/8 ST				48		
-	-	1	-	B	690501-4	CAM, POST-FEED 1 5/8 ST				47		
1	1	1	-	B	459456-1	APPLICATOR, BASIC (SUBASSY)				46		
1	1	1	-	A	690191-1	PLUG, NYLON				45		
1	1	1	-	C	455673-6	RAM				44		
1	1	1	-	A	690125-1	WASHER, LAMINATED				43		
1	1	1	-	A	690124-1	WASHER, RAM				42		
1	1	1	-	A	7-21002-9	BOLT, CRIMPER (5/16x1.00)				41		
1	1	1	-	A	23241-6	BALL, STEEL				40		
1	1	1	-	A	690170-1	SPRING, COMPRESSION				39		
1	1	1	-	C	690142-1	DISC, INSULATION				38		
1	1	1	-	D	354777-1	WIRE DISC, PLASTIC				37		
1	1	1	-	A	22480-5	WASHER, SPRING				36		
1	1	1	-	B	690212-1	POST, RAM				35		
1	1	1	-	B	690786-1	SUPPORT, TERMINAL				34		
REF	REF	REF	-	D	455675-1	PLATE, BASE				33		
1	1	1	-	A	690432-3	SCREW, ADJUSTMENT				32		
										31		
REF	REF	REF	-	B	455689-1	BLOCK, STRIP GUIDE ADJ				30		
1	1	1	-	C	1-455671-1	PLATE, STRIP GUIDE				29		
1	1	1	-	C	1-455888-0	SPACER, FRONT SHEAR DEP				28		
2	2	2	-	A	1-22284-0	SPRING, DRAG				27		
1	1	1	-	B	690546-1	LEVER, DRAG RELEASE				26		
1	1	1	-	B	240792-1	DRAG, TERMINAL				25		
1	1	1	-	D	6-690504-8	GUIDE, STRIP (REAR)				24		
1	1	1	-	A	690438-1	GUIDE, STRIP (FRONT)				23		
-	-	1	-	B	690472-2	STRIPPER				22		
REF	REF	REF	-	A	4-22284-9	SPRING, FEED RETURN				21		
1	1	-	-	A	679218-1	STRIPPER WIRE STOP ASSY				20		
1	1	-	-	B	458949-1	STRIPPER				19		
										18		
										17		
1	1	1	-	B	318563-1	GUARD, CHIP, FRONT				16		
										15		
										14		
										13		
1	1	1	-	A	5-22280-0	SPRING, SHEAR				12		
1	1	1	-	B	690461-1	STOP, SHEAR				11		
1	1	1	-	C	690459-1	HOLDER, SHEAR (FRONT)				10		
1	1	1	-	C	454276-1	SHEAR, FLOAT (FRONT)				9		
1	1	1	-	C	5-662520-4	ANVIL				8		
										7		
1	1	1	-	C	3-456405-2	CRIMPER, WIRE				6		
1	1	1	-	C	1-455889-4	DEPRESSOR, SHEAR (FRONT)				5		
1	1	1	-	B	238011-4	SPACER, BLOCK CRIMPER				4		
1	1	1	-	C	5-1213077-7	CRIMPER, INSULATION				3		
1	1	1	-	C	2-455888-2	SPACER, CRIMPER				2		
1	1	1	-	C	8-458141-1	CRIMPER, WIRE				1		
-3	-2	-1	U/M	DWG SIZE	PART NO	DESCRIPTION	ITEM NO					
QTY REOD PER ASSY				PARTS LIST								

