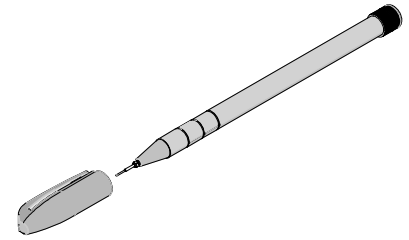


**CONTINUITY
TEST
PEN ASSEMBLY**



**Application Tooling
Specification Sheet**



Order No. 63812-1100

FEATURES

- Standard 4mm diameter banana receptacle, easily attaches to a continuity tester, or multi-tester (not included)
- Slip on cover, protects the probe area when not in use.

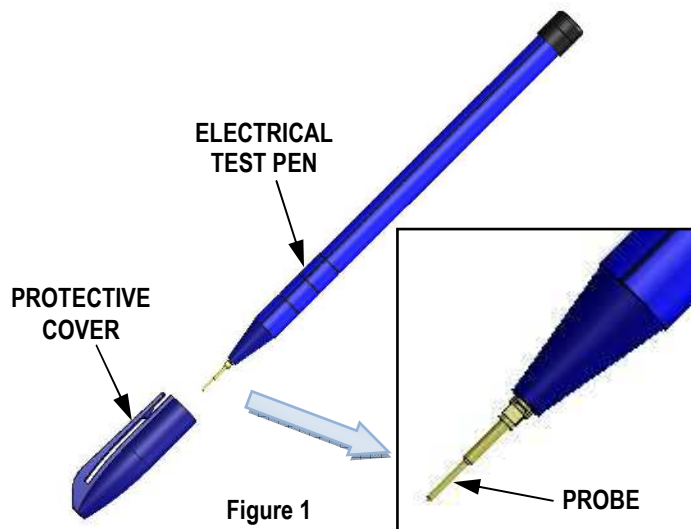
SCOPE

Products: CTX64, 150 and 280 terminals inserted into CMX< and Euro-6 connector housing assemblies.
CP 0.6, 1.5, 2.8 terminals inserted into CMC, connector housing assemblies.

Connector Series No.	Description	Connector Housing Assembly Order No.					
34820	CMX 70	34820-0111	34820-0112	34820-0113	34820-0114	34820-0115	34820-0116
		34820-0121	34820-0122	34820-0123	34820-0124	34820-0125	34820-0126
34821	CMX 120	34821-0111	34821-0112	34821-0113	34821-0114	34821-0115	34821-0116
		34821-0121	34821-0122	34821-0123	34821-0124	34821-0125	34821-0126
198009	CMX 53 Way	198009-1001	198009-1002	198009-1003	198009-1004	198009-1011	198009-1013
		198009-1021	198009-1023	198009-1031	198009-1033	198009-1041	198009-1043
		198009-1051	198009-1053	198009-1061	198009-1063	198009-1071	198009-2001
		198009-2002	198009-2003	198009-2004	198009-2011		
560065	CMX 55 Way	560065-5511	560065-5512	560065-5521	560065-5521		
560065	CMX 65 Way	560065-6511	560065-6512	560065-6521	560065-6521		
64318	CMC 28 Way	64318-1011	64318-1018	64318-1019	64318-3011	64318-3018	64318-3019
64319	CMC 24 Way	64319-2211	64319-2218	64319-4211	64319-4218		
	CMC 32 Way	64319-1211	64319-1216	64319-1218	64319-1219	64319-3211	64319-3216
		64319-3218	64319-3219				
64320	CMC 36 Way	64320-2311	64320-2319	64320-4311	64320-4319		
	CMC 48 Way	64320-1311	64320-1318	64320-1319	64320-1350	64320-3311	64320-1315
		64320-3318	64320-3319				
64321	CMC 53 Way	64321-1011	64321-1018	64321-1019	64321-2011	64321-2018	64321-2019
64326	CMC 22 Way	64326-1001	64326-1002	64326-1005	64326-1006	64326-1009	64326-10010
98833	CMX 32 Way	98833-1031	98833-1032	98833-1033	98833-1034	98833-1035	98833-2031
		98833-2032	98833-2033	98833-2034	98833-2035		
	CMX 48 Way	98833-1041	98833-1042	98833-1043	98833-1044	98833-1045	98833-2041
		98833-2042	98833-2043	98833-2044	98833-2045		

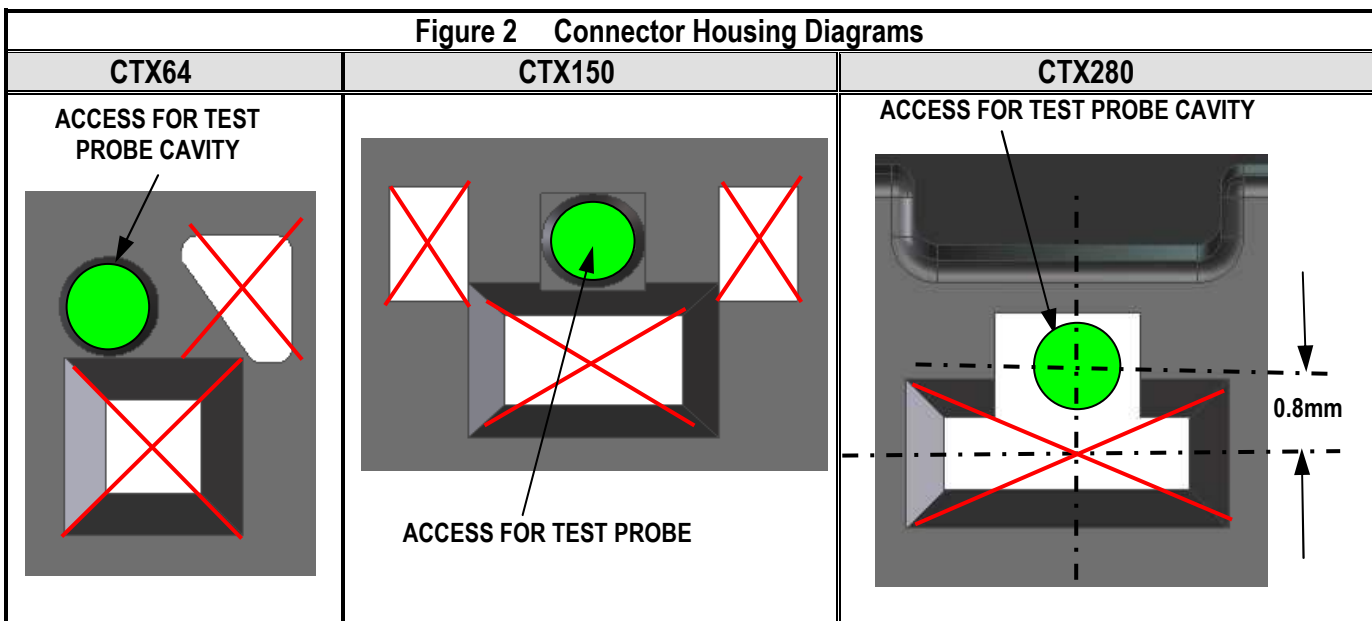
OPERATION

1. Connect the 4mm banana receptacle on the continuity test pen to a continuity tester, or multi-tester device (not included).
2. Strip and attach the loose ends of the wire harness to the continuity tester, or multi-tester device (not included).
3. Remove the protective cover from the test probe. See Figure 1.



For CMX Housing Assemblies

1. Gently place the test probe into the test holes provided on the connector housing. See Figure 2.



- Maintain pen perpendicularity to the connector housing, for correct contact onto the terminals. This will also prevent damage to the test probe. See Figure 3.

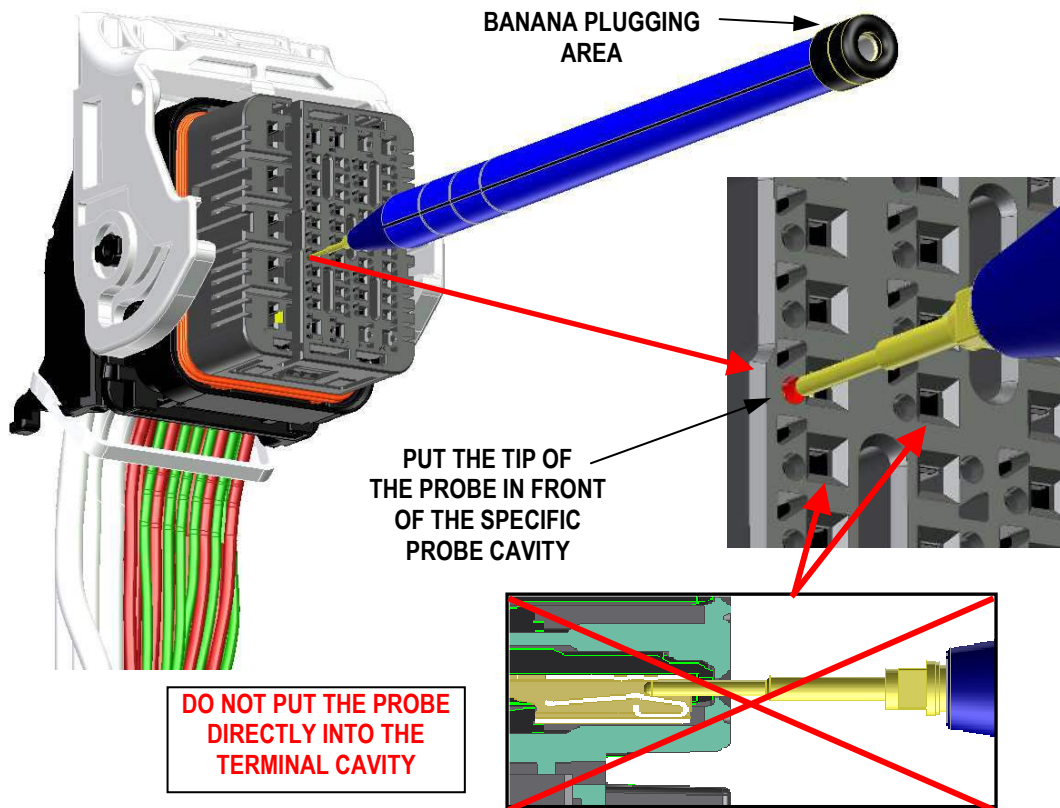


Figure 3

Note the operation of the test meter device (not included), and take any necessary action, for test failures. The continuity test pen is a sealed unit. Do not try to disassemble the test pen.

For CMC Housing Assemblies

- Link the banana plug to the back of the electrical test pen.
- Gently insert the test probe into the 0.635 terminal cavity on the connector housing. See Figure 4.
- Maintain pen perpendicularity to the connector housing, for correct contact onto the terminals. This will also prevent damage to the test probe.

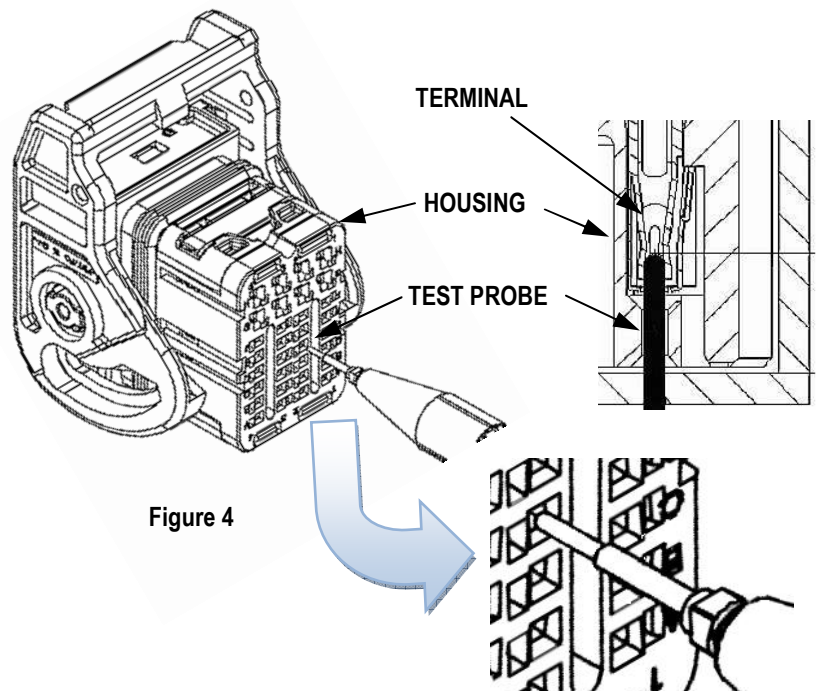


Figure 4

Maintenance

1. Keep the protective cover on the test pen when not in use.
2. Keep the Electrical Test Pen in a clean, dry place
3. No lubrication or adjustments are required for the Electrical Test Pen
4. Molex does not offer repair parts for the test pen.

Contact Information

For more information on Molex application tooling please contact your nearest Molex location shown below.

Visit our Web site at <http://www.molex.com>