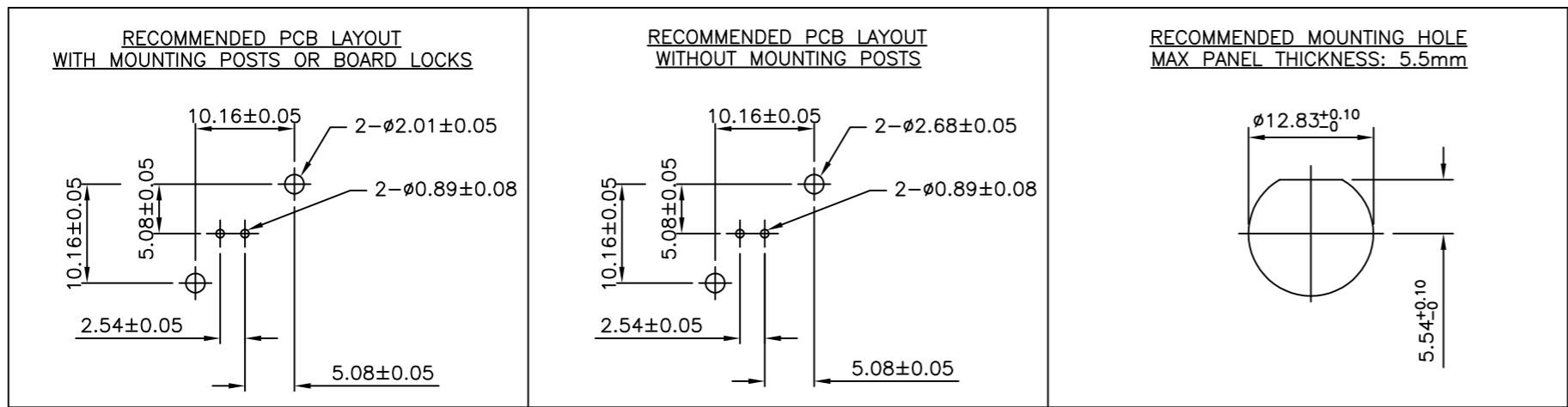
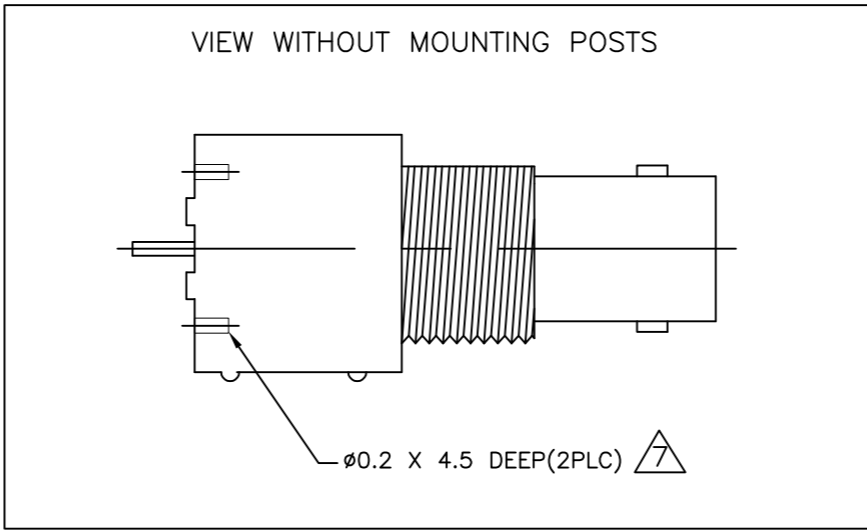
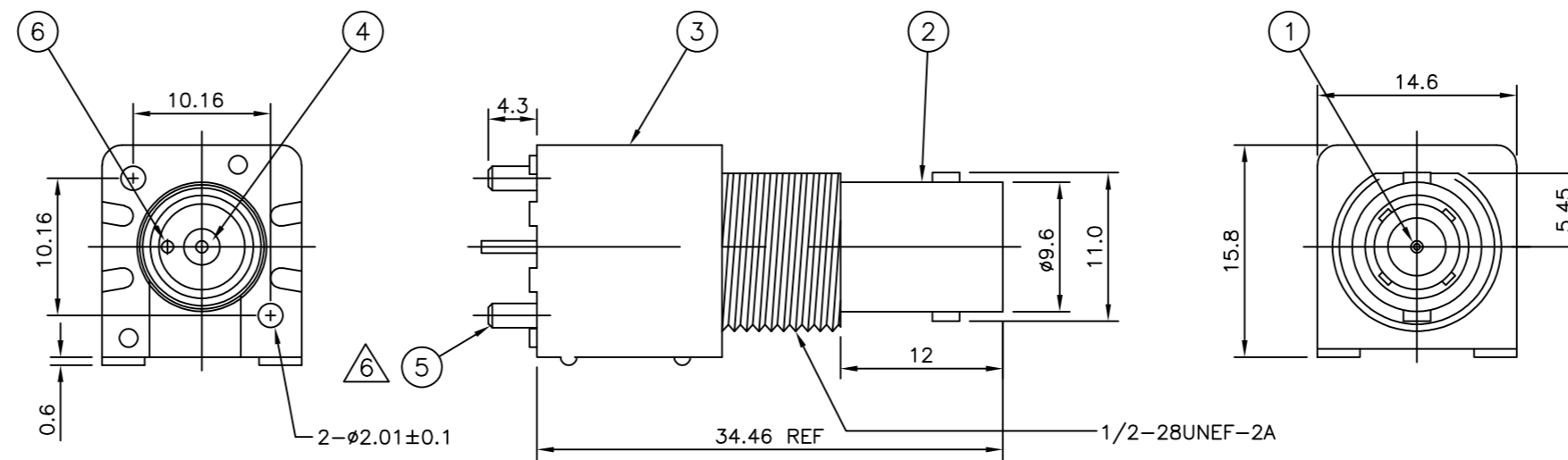


THIS DRAWING IS UNPUBLISHED. RELEASED FOR PUBLICATION AUGUST, 2005.
 © COPYRIGHT 2005 By - ALL RIGHTS RESERVED.

LOC	DIST	REVISIONS			
P	LTR	DESCRIPTION	DATE	DWN	APVD
	B1	REVISED PER ECO-11-005033	31MAR11	RK	HMR
	C	REVISED PER ECO-12-010042	29MAY2012	TITAN	MARTIN

NOTES:

- 1 SINGLE PACK IN ACCORDANCE WITH AMP SPEC 107-3275
- 2 50 TRAY PACK IN ACCORDANCE WITH AMP SPEC 107-3275
- 3 Au PLATING OVER Ni PLATING OVER Cu PLATING
- 4 Ni PLATING OVER Cu PLATING
- 5 TIN PLATING
- 6 MOUNTING POSTS ARE OPTIONAL SEE TABLE FOR PART NUMBERS
- 7 RECOMMENDED SELF-TAPPING SCREW 221108-4
- 8. RECOMMENDED MOUNT NUT 1-1634816-0
- 9. RECOMMENDED LOCKWASHER 1-1634817-0
- 10. FOR TECHNICAL DATA REFER TO YOUR LOCAL TE CONNECTIVITY SALES OFFICE
- 11. ALL DIMENSIONS ARE NOMINAL FOR REFERENCE ONLY UNLESS OTHERWISE STATED



QUANTITY PER ASSY		PARTS LIST			
1	1	1	1	BRASS SOLDER TAIL	6
-	-	2	2	BRASS MOUNTING POST	5
1	1	1	1	PE-606 INSULATOR	4
1	1	1	1	PBT BLACK HOUSING	3
1	1	1	1	ZINC ALLOY BODY	2
1	1	1	1	BRASS CONTACT	1
6--1	1--1	6--0	1--0	MATERIAL DESCRIPTION	ITEM

THIS DRAWING IS A CONTROLLED DOCUMENT.

DWN	RITA ZUO	04 Mar 09
CHK	ANSON MA	04 Mar 09
APVD	BOB ZHAO	04 Mar 09
PRODUCT SPEC	108-112000	
APPLICATION SPEC		

TE Connectivity

BNC STRAIGHT INSULATED PCB SOCKET
50 OHM BLACK

SIZE	CAGE CODE	DRAWING NO	RESTRICTED TO
A2	00779	C=1634505	-

CUSTOMER DRAWING SCALE NTS SHEET 1 OF 1 REV C

1634505