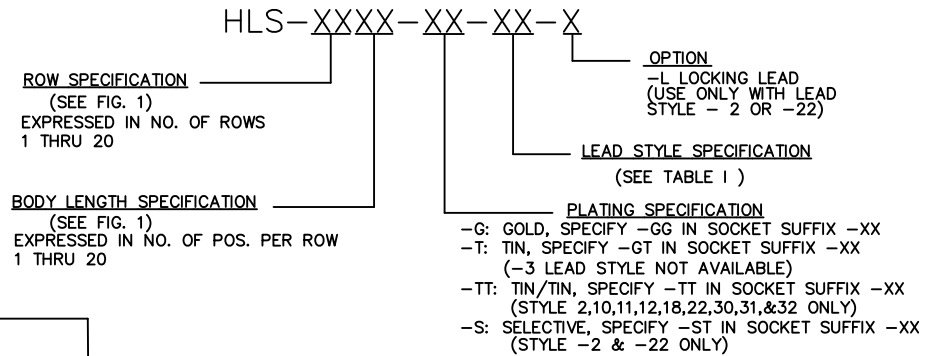
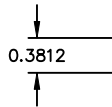


REVISION W	TABLE 1 TERMINAL SPECIFICATION	DIMENSIONS ARE IN INCHES UNLESS OTHERWISE NOTED TOLERANCES ARE: ONE PLACE DECIMALS: ±.1[.3] THREE PLACE DECIMALS: ±.005[.13] ANGLES TWO PLACE DECIMALS: ±.01[.3] FOUR PLACE DECIMALS: ±.0020[.051] ± 2°	TITLE: HLS ASSEMBLY	DWG NO: HLS-XXXX-XX-XX-X
				SHEET 1 OF 1

LEAD STYLE	SOCKET	"L" REF
-2	SC-1P1-XX	.300
-3	SC-1S1-XX	.203
-10	SC-3P1-XX	.230
-11	SC-4P1-XX	.240
-12	SC-5P1-XX	.190
-15	SC-1M2-XX	.167
-18	SC-6P1-XX	.353
-19	SC-8P1-XX	.165
-22	EZ-1P1-XX	.300
-30	EZ-3P1-XX	.230
-31	EZ-4P1-XX	.240
-32	EZ-5P1-XX	.190
-38	EZ-6P1-XX	.353

ROW SPECIFICATION	LEAD STYLE	PLUG	TUBE
01	-3	TP-12	PT-1-24-01-23
02	-10,-12,-32,-38	TP-03	PT-1-24-01-14
03	-12, -23	TP-03	PT-1-24-01-59
01	-11	TP-24	PT-1-24-01-97

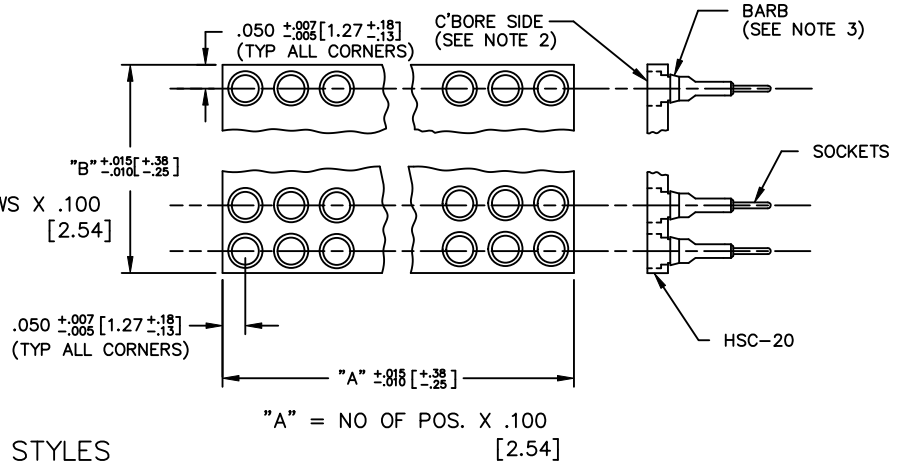


ASSEMBLY INSTRUCTIONS

NOTES:

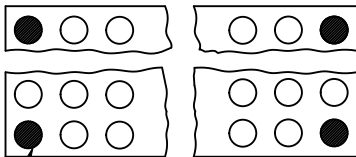
- 1.) FILL ALL POSITIONS.
- 2.) PINS TO ENTER BODY FROM C'BORE SIDE.
- 3.) BARB ON SOCKET MUST BE VISABLE BELOW BODY.
- 4.) DELETED
- 5.) ALL OPTIONS ROWS 4-20, WITH LEAD STYLE 02, 10, 11, 12, AND 18, TO BE PACKAGED ON BEAD BOARD.
- 6.) ALL OPTIONS ROWS 1-3, TO BE PACKAGED IN TUBES. UNLESS OTHERWISE SPECIFIED, ALL OTHER PARTS TO BE BULK PACKAGED.
- 7.) MAXIMUM ALLOWABLE FLASH: .010[0.25].

"B" = NO OF ROWS X .100



-L OPTION

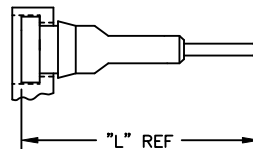
AVAILABLE IN STYLES -2 & -22 ONLY



REPLACE CORNER POSITIONS WITH SC-1L1-GT (WHEN USING SC LEAD STYLE) OR EZ-1L1-GT WHEN USING EZ LEAD STYLE) NOTE: FOR -ST PLATING SPEC. USE SC-1L1-GT OR EZ-1L1-GT

STYLES

-11,12,15,19,31 & 32



SOCKETS TO BE RECESSED (COUNTER-SUNK) INTO BODY TO ALLOW BARB PROTRUSION AT BOTTOM

FIGURE 1

PROPRIETARY NOTE
THIS DOCUMENT CONTAINS CONFIDENTIAL AND PROPRIETARY INFORMATION AND ALL DESIGN, MANUFACTURING, REPRODUCTION, USE, PATENT RIGHTS AND SALES RIGHTS ARE EXPRESSLY RESERVED BY SAMTEC, INC. THIS DOCUMENT SHALL NOT BE REPRODUCED, IN WHOLE OR PART, TO ANY UNAUTHORIZED PERSON OR ENTITY NOR REPRODUCED, TRANSMITTED OR INCORPORATED IN ANY OTHER PROJECT IN ANY MANNER WITHOUT THE EXPRESS WRITTEN CONSENT OF SAMTEC, INC.

EXISPROD\ASSEMBLY100
HLS-ASM

samtec

520 PARK EAST BLVD. NEW ALBANY, INDIANA 47150
PHONE (812) 944-6733 P.O. BOX 1147
CODE 55322

MADE BY: JORDAN 5-30-85	ENGINEER APPROVAL: GET 6-4-85	HLS-XXXX-XX-XX-X
CHECKED BY: THRUSTON 6-4-85		SHEET 1 OF 1