

1-102398-5 ✓ ACTIVE

AMPMODU


TE Internal #: 1-102398-5

Connector Assembly, Receptacle, Wire-to-Board, 34 Position, .1 in [2.54 mm] Centerline, Insulation Displacement (IDC), 2 Row, Black, Wire & Cable

[View on TE.com >](#)



Connectors > PCB Connectors > Wire-to-Board Connectors > Wire-to-Board Connector Assemblies & Housings



Connector Product Type: **Connector Assembly**

Connector & Housing Type: **Receptacle**

Connector System: **Wire-to-Board**

Number of Positions: **34**

Centerline (Pitch): **2.54 mm [.1 in]**

Features

Product Type Features

Applied Pressure	Standard
Connector Product Type	Connector Assembly
Connector & Housing Type	Receptacle
Connector System	Wire-to-Board
Sealable	No
Connector & Contact Terminates To	Wire & Cable

Configuration Features

Number of Positions	34
Number of Rows	2

Electrical Characteristics

Termination Resistance	12 mΩ
Insulation Resistance	5000 MΩ
Dielectric Withstanding Voltage (Max)	750 V

Body Features

Primary Product Color	Black
-----------------------	-------

Contact Features

Contact Type	Socket
PCB Contact Termination Area Plating Material	Tin-Lead



Contact Base Material	Copper Alloy
-----------------------	--------------

Contact Current Rating (Max)	3 A
------------------------------	-----

Termination Features

Termination Method to Wire & Cable	Insulation Displacement (IDC)
------------------------------------	-------------------------------

Mechanical Attachment

Mating Retention	Without
------------------	---------

Connector Mounting Type	Cable Mount (Free-Hanging)
-------------------------	----------------------------

Housing Features

Housing Entry Configuration	Both Ends Closed
-----------------------------	------------------

Housing Material	Thermoplastic
------------------	---------------

Centerline (Pitch)	2.54 mm[.1 in]
--------------------	----------------

Dimensions

Connector Length	43.18 mm[1.7 in]
------------------	------------------

Connector Height	6.1 mm[.24 in]
------------------	----------------

Compatible Insulation Diameter Range	1.27 mm[.05 in]
--------------------------------------	-----------------

Wire Size	.12 – .326 mm ²
-----------	----------------------------

Row-to-Row Spacing	2.54 mm[.1 in]
--------------------	----------------

Usage Conditions

Operating Temperature Range	-65 – 105 °C[-85 – 221 °F]
-----------------------------	----------------------------

Operation/Application

Circuit Application	Signal
---------------------	--------

Industry Standards

Glow Wire Rating	Standard Part - Not Glow Wire
------------------	-------------------------------

Approved Standards	CSA LR7189, UL E28476
--------------------	-----------------------

UL Flammability Rating	UL 94V-0
------------------------	----------

Packaging Features

Packaging Quantity	70
--------------------	----

Packaging Method	Tray
------------------	------

Product Compliance

[For compliance documentation, visit the product page on TE.com>](#)



EU RoHS Directive 2011/65/EU	Not Compliant
EU ELV Directive 2000/53/EC	Compliant with Exemptions
China RoHS 2 Directive MIIT Order No 32, 2016	Restricted Materials Above Threshold
EU REACH Regulation (EC) No. 1907/2006	<p>Current ECHA Candidate List: JUNE 2023 (235)</p> <p>Candidate List Declared Against: JUNE 2023 (235)</p> <p>SVHC > Threshold:</p> <p>Pb (13% in Component Part)</p> <p>Article Safe Usage Statements: Do not eat, drink or smoke when using this product. Wash thoroughly after handling. Recycle if possible and dispose of the article by following all applicable governmental regulations relevant to your geographic location.</p>
Halogen Content	Not Low Halogen - contains Br or Cl > 900 ppm.
Solder Process Capability	Not applicable for solder process capability

Product Compliance Disclaimer

This information is provided based on reasonable inquiry of our suppliers and represents our current actual knowledge based on the information they provided. This information is subject to change. The part numbers that TE has identified as EU RoHS compliant have a maximum concentration of 0.1% by weight in homogenous materials for lead, hexavalent chromium, mercury, PBB, PBDE, DBP, BBP, DEHP, DIBP, and 0.01% for cadmium, or qualify for an exemption to these limits as defined in the Annexes of Directive 2011/65/EU (RoHS2). Finished electrical and electronic equipment products will be CE marked as required by Directive 2011/65/EU. Components may not be CE marked. Additionally, the part numbers that TE has identified as EU ELV compliant have a maximum concentration of 0.1% by weight in homogenous materials for lead, hexavalent chromium, and mercury, and 0.01% for cadmium, or qualify for an exemption to these limits as defined in the Annexes of Directive 2000/53/EC (ELV). Regarding the REACH Regulation, the information TE provides on SVHC in articles for this part number is based on the latest European Chemicals Agency (ECHA) 'Guidance on requirements for substances in articles' posted at this URL: <https://echa.europa.eu/guidance-documents/guidance-on-reach>

Compatible Parts



Customers Also Bought



TE Part #4-1393123-1
KHU-17D11-24=KH



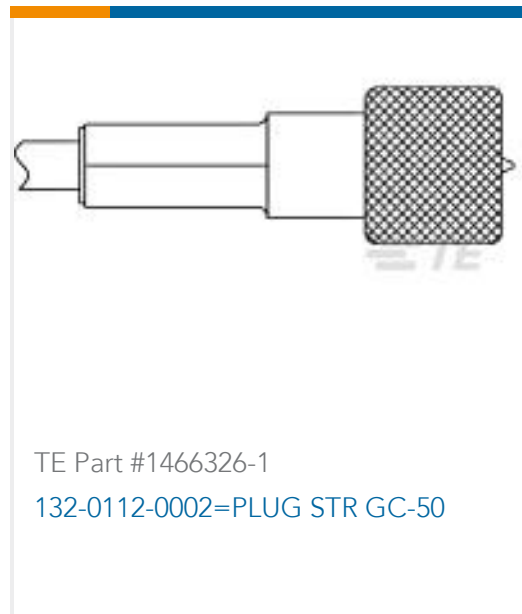
TE Part #342106-1
22-16 F.E.P.G. RING TONGUE 5/1



TE Part #1879457-7
TE 2500W 3R3 5% Bracket



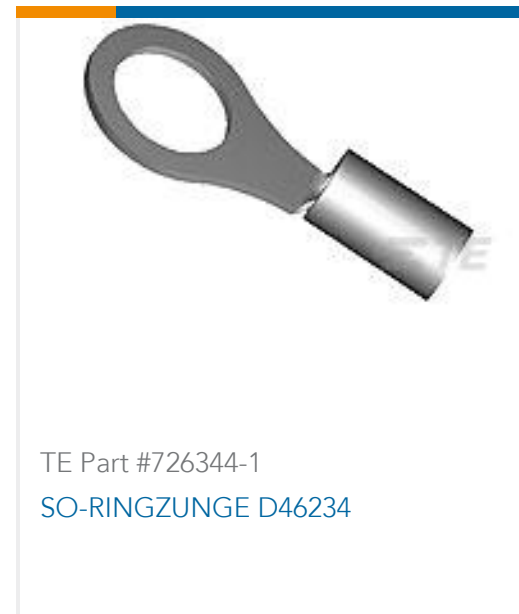
TE Part #YDTS26W25-04PAV001
PLUG ASSY



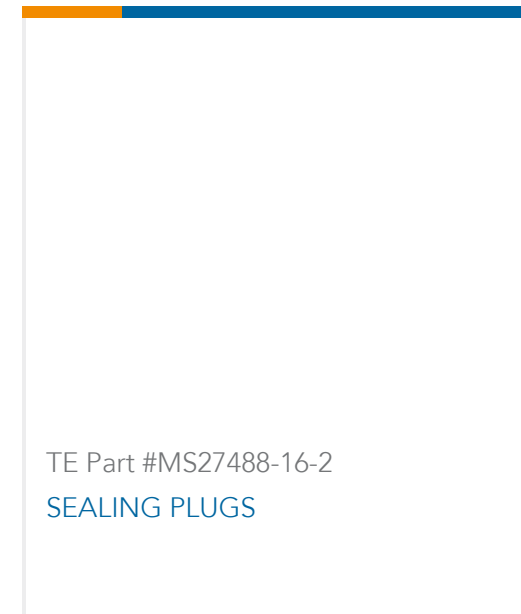
TE Part #1466326-1
132-0112-0002=PLUG STR GC-50



TE Part #CF6147-000
B-044-24-N-LF



TE Part #726344-1
SO-RINGZUNGE D46234



TE Part #MS27488-16-2
SEALING PLUGS

Documents

Product Drawings

[34 AMPMODU MT ASSY DR .100CL](#)

English

CAD Files

[3D PDF](#)

3D

Customer View Model

[ENG_CVM_CVM_1-102398-5_U.2d_dxf.zip](#)

English

Customer View Model

[ENG_CVM_CVM_1-102398-5_U.3d_igs.zip](#)

English

Customer View Model

[ENG_CVM_CVM_1-102398-5_U.3d_stp.zip](#)

English

By downloading the CAD file I accept and agree to the [Terms and Conditions](#) of use.

Product Specifications

[Application Specification](#)

English

Instruction Sheets

[Instruction Sheet \(U.S.\)](#)

English

[Pneumatic Pistol Grip Tool](#)

English

1-102398-5

Connector Assembly, Receptacle, Wire-to-Board, 34 Position, .1 in [2.54 mm]
Centerline, Insulation Displacement (IDC), 2 Row, Black, Wire & Cable

