

SAC-8P-M12MS/ 2,0-940/M12MS

Order No.: 1543184




<http://eshop.phoenixcontact.de/phoenix/treeViewClick.do?UID=1543184>

Bus system cable, 8-position, PUR, halogen-free, water blue RAL 5021, shielded, Plug, straight M12, A-coded, on Plug, straight M12, A-coded, Cable length: 2 m

Ethernet

Commercial data

GTIN (EAN)	 4 046356 097345
sales group	D117
Pack	1 pcs.
Customs tariff	85444290
Catalog page information	Page 183 (PC-2007)

Product notes

WEEE/RoHS-compliant since:
01/01/2008



<http://www.download.phoenixcontact.com>
Please note that the data given here has been taken from the online catalog. For comprehensive information and data, please refer to the user documentation. The General Terms and Conditions of Use apply to Internet downloads.

Technical data

General data

Rated current at 40°C	2 A
Rated voltage	30 V
Number of positions	8
Volume resistance	≤ 5 mΩ

Insulation resistance	≥ 100 MΩ
Length of cable	2 m
Ambient temperature (operation)	-25 °C ... 90 °C (Male connector / female connector)

General characteristics

Coding	A - standard
Surge voltage category	II
Pollution degree	3
Degree of protection	IP65/IP67/IP69K
Insertion/withdrawal cycles	≥ 100
Contact material	CuSn
Contact surface material	Ni/Au
Contact carrier material	TPU GF
Material of grip body	TPU, hardly inflammable, self-extinguishing
Material, knurls	Zinc die-cast, (nickel-plated)
Sealing material	NBR
Status display	No

Conductor data

Cable type	Ethernet
Cable type (abbreviation)	94F
Conductor cross section	0.14 mm ²
AWG signal line	26
Conductor structure signal line	7x 0.16 mm
Core diameter including insulation	1 mm
External cable diameter	6.40 mm
	6.4 mm
Wire colors	White-blue, white-orange, white-green, white-brown
External sheath, color	water blue RAL 5021
Insulation resistance	≥ 5 GΩ*km
Conductor resistance	≤ 150 mΩ/m
Transmission characteristics (category)	CAT6 _A
Working capacitance	42 pF
Wave impedance	100 Ω ±5% (At 100 MHz)
Signal speed	0.72 c
Signal runtime	46 ns/m

Shield attenuation	60 dB (Up to 1000 MHz)
Interference suppression	90 dB (Up to 1000 MHz)
Nominal voltage, conductor	125 V
Test voltage, conductor	1000 V
Twisted pairs	2 cores to the pair
Type of pair shielding	Aluminum-lined polyester foil
Overall twist	2 cores with 2 fillers to the core
Shielding	Tinned copper braided shield
Optical shield covering	65 %
Outer sheath, material	PUR
Material conductor insulation	Cell PE
Conductor material	Bare Cu litz wires
Cable weight	44 kg/km
Smallest bending radius, fixed installation	min. 32 mm
Smallest bending radius, movable installation	min. 32 mm

Certificates / Approvals

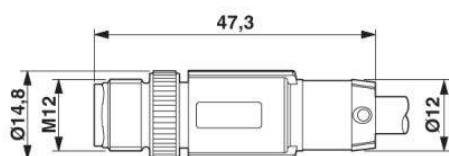


Certification

CUL Listed, UL Listed

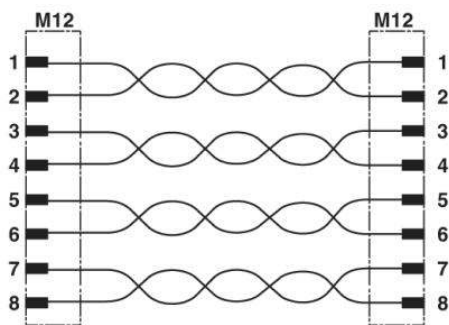
Diagrams/Drawings

Dimensioned drawing



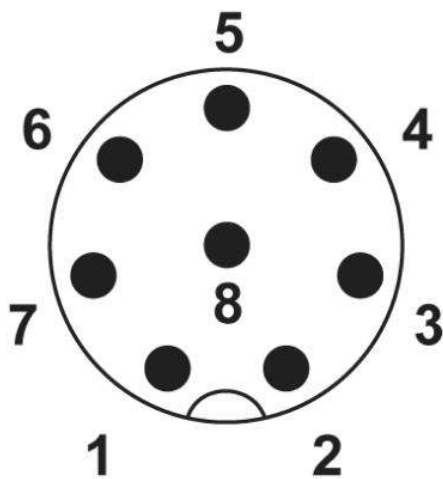
M12 x 1 male connector, straight, shielded

Circuit diagram

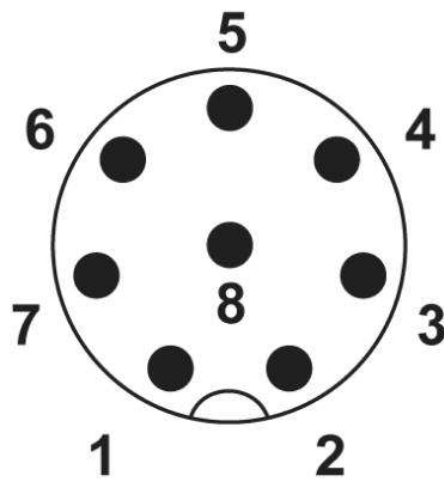


Contact assignment of the M12 plugs

Schematic diagram



Pin assignment M12 plug, 8-pos., view plug side



Pin assignment M12 plug, 8-pos., view plug side

Address

PHOENIX CONTACT Deutschland GmbH
Flachmarktstr. 8
32825 Blomberg, Germany
Phone +49 5235 3 12000
Fax +49 5235 3 41200
<http://www.phoenixcontact.de>



© 2011 Phoenix Contact
Technical modifications reserved;