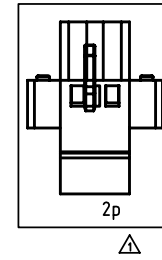
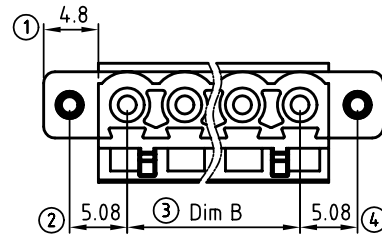


SIGN	DATE	DESCRIPTION	APPROVER
△	2010.03.31	Add the 2p mark	Jacke
<b>THIS IS CAD DRAWING, DO NOT REVISE MANUALLY!!!</b>			

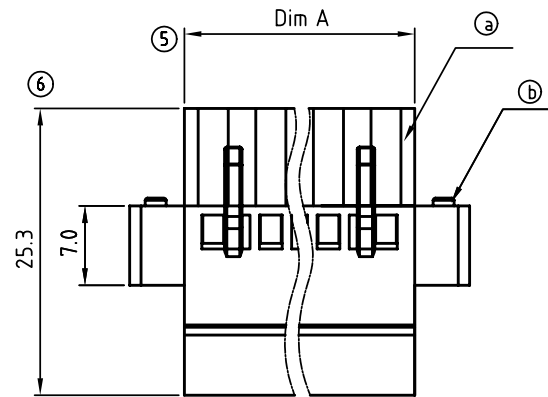
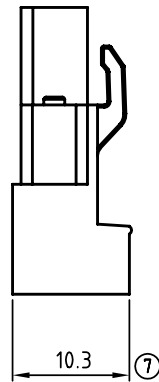


Material:

- Item a :Terminal housing:Thermoplastic (UL94 V-0)
- Item b :With flange screw: Steel Zinc plated, M2.5"/+/-"

Electrical (Match with A0 series)

- Voltage rating: 300V
- Current rating: 10A
- Wire range: 0.5-1.0mm<sup>2</sup>/1.5-2.5mm<sup>2</sup>
- Withstanding Voltage: 1.6KV



KI xx 50 x 3 xxxx G

No. OF POLES  
02 2 CONTACTS  
03 3 CONTACTS  
...  
24 24 CONTACTS

Color

- 0 Black (RAL9005)
- 2 Red (RAL3001/D)
- 3 Orange(RAL2011/P)
- 4 Yellow(RAL1018/A)
- 5 Green(RAL6018/T)
- 6 Blue (RAL5015/A)
- 8 Grey(RAL7035/D)

G: Pb<40000ppm

0000: "@ " Logo (Standard)  
000A: "ANYTEK" Mark  
Any special item by customer request. please contact sales department.

N = Number of poles  
Dim A=Nx5.08  
Dim B=(N-1)x5.08

Dim. Poles	Dim A	Dim B
2-6p	±0.20	±0.20
7-12p	±0.25	±0.25
13-16p	±0.30	±0.30
17-24p	±0.40	±0.35

**ANYTEK**

**CUSTOMER COPY**

ALL RIGHTS RESERVED. REPRODUCTION OR ISSUE TO THIRD PARTIES IN ANY FORM WHATSOEVER IS NOT PERMITTED WITHOUT WRITTEN AUTHORITY FROM THE PROPRIETOR. PROPERTY OF ANYTEK TECHNOLOGY CO., LTD

TITLE		KI 5.08 SERIES (加高有耳)				
PART NO.	KIxx50x3xxxxG			DWG NO.	8KI0104	
APPROVED	CHECKED	DESIGNED	DRAWN	CUST NO.	Tolerance	
		Jacke	Jacke		X. ±0.50	
		2010.03.31	2010.03.31		UNIT: mm	X.X ±0.30
					SCALE: 2/1	X.XX ±0.10
				SHEET: 01/01	REV.: C	
					X° ±1°	