



AMP CT

TE Internal #: 179228-2

Housing, Receptacle, Wire-to-Wire / Wire-to-Board, 2 Position, .079 in [2 mm] Centerline, Crimp, 1 Row, Natural, Wire & Cable, Power & Signal, AMP CT

[View on TE.com >](#)

Connectors > PCB Connectors > Wire-to-Board Connectors > Wire-to-Board Connector Assemblies & Housings >

AMP COMMON TERMINATION HOUSINGS



Connector Product Type: **Housing**
 Connector & Housing Type: **Receptacle**
 Connector System: **Wire-to-Board, Wire-to-Wire**
 Number of Positions: **2**
 Centerline (Pitch): **2 mm [.079 in]**

[All AMP COMMON TERMINATION HOUSINGS \(176\)](#)

Features

Product Type Features

Connector Product Type	Housing
Connector & Housing Type	Receptacle
Connector System	Wire-to-Board, Wire-to-Wire
Sealable	No
Connector & Contact Terminates To	Wire & Cable

Configuration Features

Number of Positions	2
Number of Rows	1

Electrical Characteristics

Dielectric Withstanding Voltage (Max)	2000 VAC
Insulation Resistance	1000 MΩ
Operating Voltage	125 VAC

Body Features

Primary Product Color	Natural
-----------------------	---------

Contact Features

Contact Layout	Inline
Contact Type	Socket



Contact Current Rating (Max)	4 A
------------------------------	-----

Termination Features

Termination Method to Wire & Cable	Crimp
------------------------------------	-------

Mechanical Attachment

Strain Relief	Without
---------------	---------

Panel Mount Feature	Without
---------------------	---------

PCB Mount Retention	Without
---------------------	---------

Mating Retention	Without
------------------	---------

Connector Mounting Type	Cable Mount (Free-Hanging)
-------------------------	----------------------------

Housing Features

Housing Material	Thermoplastic
------------------	---------------

Centerline (Pitch)	2 mm [.079 in]
--------------------	----------------

Dimensions

Connector Length	6 mm [.236 in]
------------------	----------------

Connector Height	6.6 mm [.26 in]
------------------	-----------------

Connector Width	4.6 mm [.181 in]
-----------------	------------------

Wire Size	30 – 22 AWG
-----------	-------------

Usage Conditions

Operating Temperature Range	-30 – 105 °C [-22 – 221 °F]
-----------------------------	-----------------------------

Operation/Application

Circuit Application	Power & Signal
---------------------	----------------

Industry Standards

Glow Wire Rating	Standard Part - Not Glow Wire
------------------	-------------------------------

Agency/Standard	CSA, UL
-----------------	---------

UL Flammability Rating	UL 94V-0
------------------------	----------

Packaging Features

Packaging Quantity	6000
--------------------	------

Packaging Method	Bag & Box
------------------	-----------

Product Compliance

For compliance documentation, visit the product page on [TE.com](https://www.te.com)>

EU RoHS Directive 2011/65/EU	Compliant
------------------------------	-----------



EU ELV Directive 2000/53/EC	Compliant
China RoHS 2 Directive MIIT Order No 32, 2016	No Restricted Materials Above Threshold
EU REACH Regulation (EC) No. 1907/2006	Current ECHA Candidate List: JUNE 2023 (235) Candidate List Declared Against: JUNE 2023 (235) Does not contain REACH SVHC
Halogen Content	Low Halogen - Br, Cl, F, I < 900 ppm per homogenous material. Also BFR/CFR/PVC Free
Solder Process Capability	Not applicable for solder process capability

Product Compliance Disclaimer

This information is provided based on reasonable inquiry of our suppliers and represents our current actual knowledge based on the information they provided. This information is subject to change. The part numbers that TE has identified as EU RoHS compliant have a maximum concentration of 0.1% by weight in homogenous materials for lead, hexavalent chromium, mercury, PBB, PBDE, DBP, BBP, DEHP, DIBP, and 0.01% for cadmium, or qualify for an exemption to these limits as defined in the Annexes of Directive 2011/65/EU (RoHS2). Finished electrical and electronic equipment products will be CE marked as required by Directive 2011/65/EU. Components may not be CE marked. Additionally, the part numbers that TE has identified as EU ELV compliant have a maximum concentration of 0.1% by weight in homogenous materials for lead, hexavalent chromium, and mercury, and 0.01% for cadmium, or qualify for an exemption to these limits as defined in the Annexes of Directive 2000/53/EC (ELV). Regarding the REACH Regulation, the information TE provides on SVHC in articles for this part number is based on the latest European Chemicals Agency (ECHA) 'Guidance on requirements for substances in articles' posted at this URL: <https://echa.europa.eu/guidance-documents/guidance-on-reach>

Compatible Parts

TE Part # CAT-AM7017-C7671 Common Termination Contacts — POWER TRIPLE LOCK	TE Part # 292133-2 CT P/HDR ASSY BOX V 2P W/O KIN	TE Part # CAT-3984552-PHITPS CT Post Header Assembly: Part. Shrouded	TE Part # CAT-AM7017-H342 AMP COMMON TERMINATION HEADERS
TE Part # CAT-3984552-BHTHVS CT Box Header SMT: Vert, Shrouded	TE Part # CAT-3983178-PHBXVD CT 2mm Post Header Asbly: Box V DIP	TE Part # CAT-3980407-RHDRRA CT 2mm Header Assembly: Right Angle	TE Part # 292250-2 CT P/HDR BOX H ASSY 2P W/KINK



TE Part # 292164-2
CT P/HDR BOX H ASSY 2P T/P NAT

TE Part # 292134-2
CT BOX HDR ASSY V 2P AU W/KINK

TE Part # 84941-2
CT MT REC ASSY 2P RED

TE Part # 292165-2
CT P/HDR BOX V 2P T/P NAT

TE Part # 292156-2
CT RELAY HDR ASSY FREE HANGING

TE Part # 292157-2
CT RELAY W/COMMONING BAR 2P NA

TE Part # 292166-2
CT P/HDR BOX V 2P T/P NAT W/O

TE Part # 292169-2
CT P/HDR V 2P T/P NAT

TE Part # 292170-2
CT P/HDR ASSY 2P V W/O KINK T

TE Part # 292204-2
CT CARD EDGE 8P ASSY

TE Part # 292271-2
MT REC ASSY AU-PL. 2P GRAY

TE Part # 292254-2
CT RELAY HDR ASSY 2P NAT

Also in the Series | AMP CT

PCB Connector Mounting(46)

PCB Headers & Receptacles(756)

Wire-to-Board Connector Assemblies & Housings(256)

Wire-to-Board Connector Contacts(8)

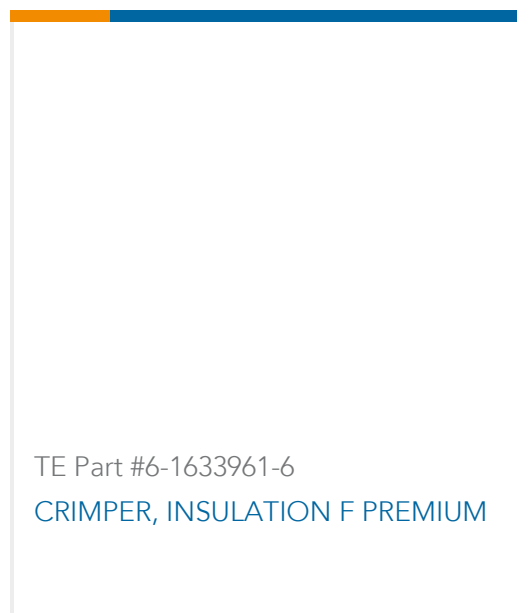
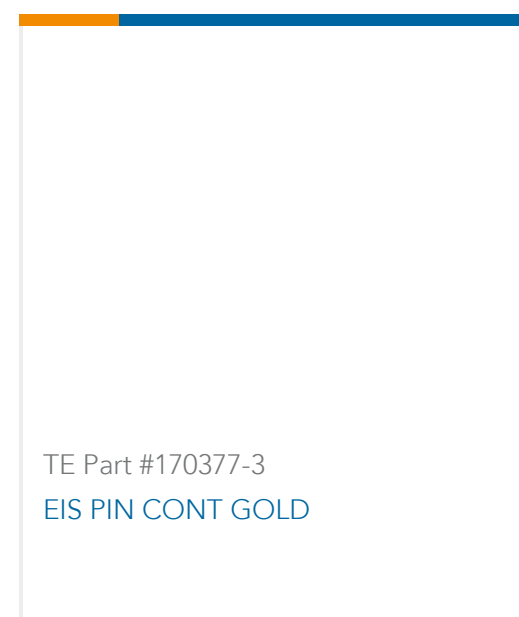
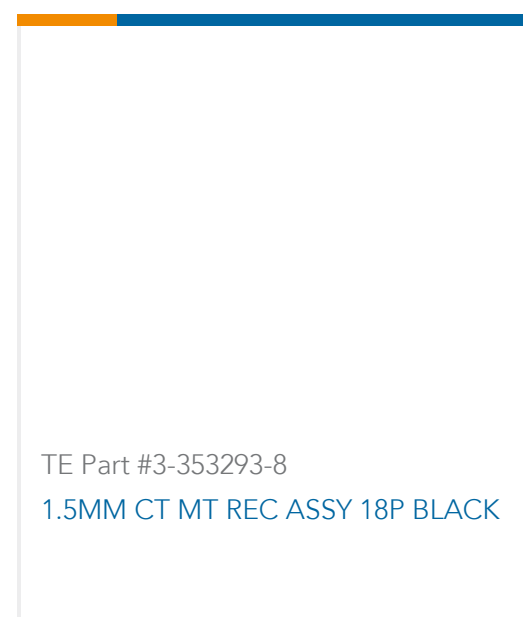
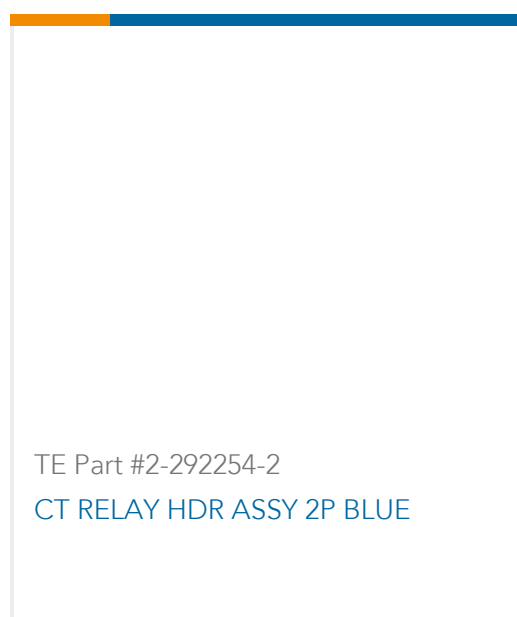
Customers Also Bought

TE Part #292133-2
CT P/HDR ASSY BOX V 2P W/O KIN

TE Part #179228-5
CT CRIMP TYPE REC HSG

TE Part #3-353293-7
1.5MM CT MT REC ASSY 17P BLACK

TE Part #7-1633588-1
CRIMPER, WIRE 'F' .050



Documents

Product Drawings

CT CRIMP TYPE REC HSG

English

CAD Files

3D PDF

3D

Customer View Model

[ENG_CVM_CVM_179228-2_N1.2d_dxf.zip](#)

English

Customer View Model

[ENG_CVM_CVM_179228-2_N1.3d_igs.zip](#)

English

Customer View Model

[ENG_CVM_CVM_179228-2_N1.3d_stp.zip](#)

English

By downloading the CAD file I accept and agree to the [Terms and Conditions](#) of use.

Datasheets & Catalog Pages

POWER_CONNECTORS_CATALOG_SEC02_CABLE_MOUNTED

English

Product Specifications

Crimping of AMP 2.0mm Pitch, CT Crimp Typell Rec Contact

English

Application Specification

English



Product Environmental Compliance

[MD_179228-2_02272019129_dmtec](#)

English

[MD_179228-2_02272019129_dmtec](#)

English

Agency Approvals

[Agency Approval Document](#)

English