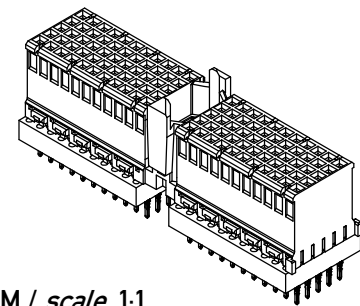
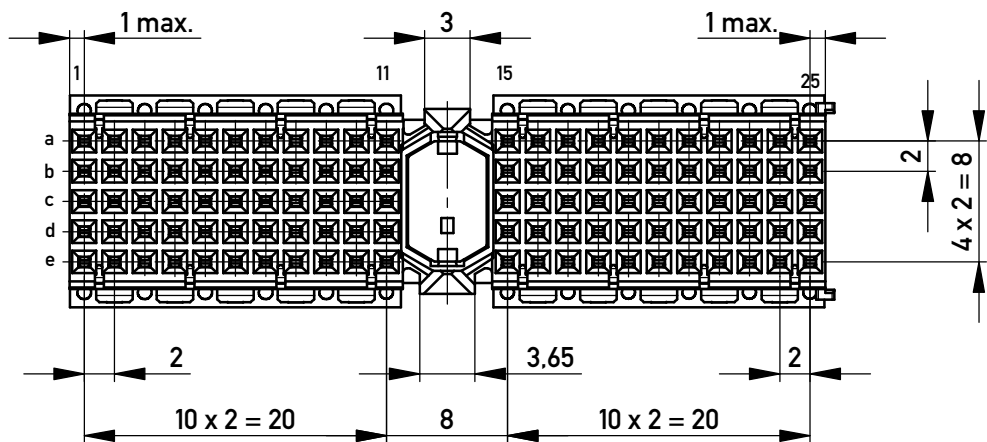
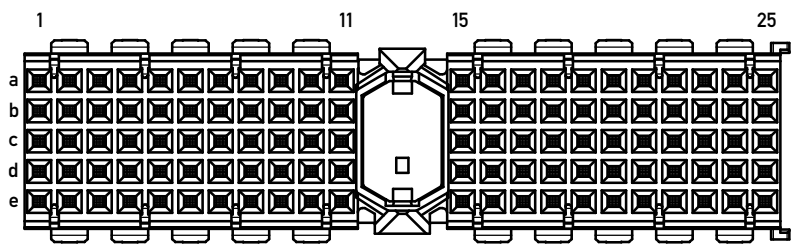


Distanzstück
distance



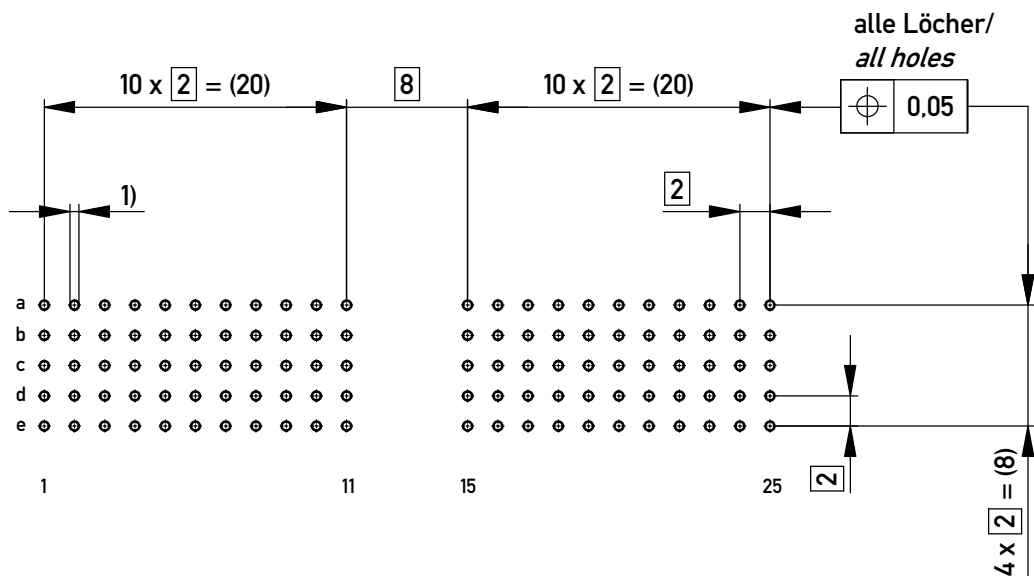
M / scale 1:1

Bestückungsplan / contact layout



■ = bestückt / assemble

Lochbild für Leiterplatte board hole pattern
(Bestückungsseite) (component mounting side)



- 1) $\phi 0,6 \pm 0,05$ Durchmesser des metallisierten Loches
 $\phi 0,6 \pm 0,05$ Diameter of finished plated-through hole

Schichtaufbau im metallisierten Loch siehe Zeichnung 164062 Nr.1
 Metal plating of plated-through hole according to 164062 No.1

Fehlende Maße und Angaben nach IEC 61076-4-101
 Missing information and dimensions per IEC 61076-4-101

Information: Distanzstück H=3,1 / distance H=3,1 Anforderungsstufe 2 / class 2 All rights reserved. Only for Information. To ensure that this is the latest version of this drawing, please contact one of the ERNI companies before using. <small>Copyright by ERNI Production GmbH & Co. KG Proprietary notice pursuant to ISO 16016 to be observed.</small>	Tolerances All Dimensions in mm	Scale 2:1	Designation ERmet-FS Federleiste A <i>ERmet-Female Straight Type A</i>
b Index	04.04.2018 Date	Class ERMA	