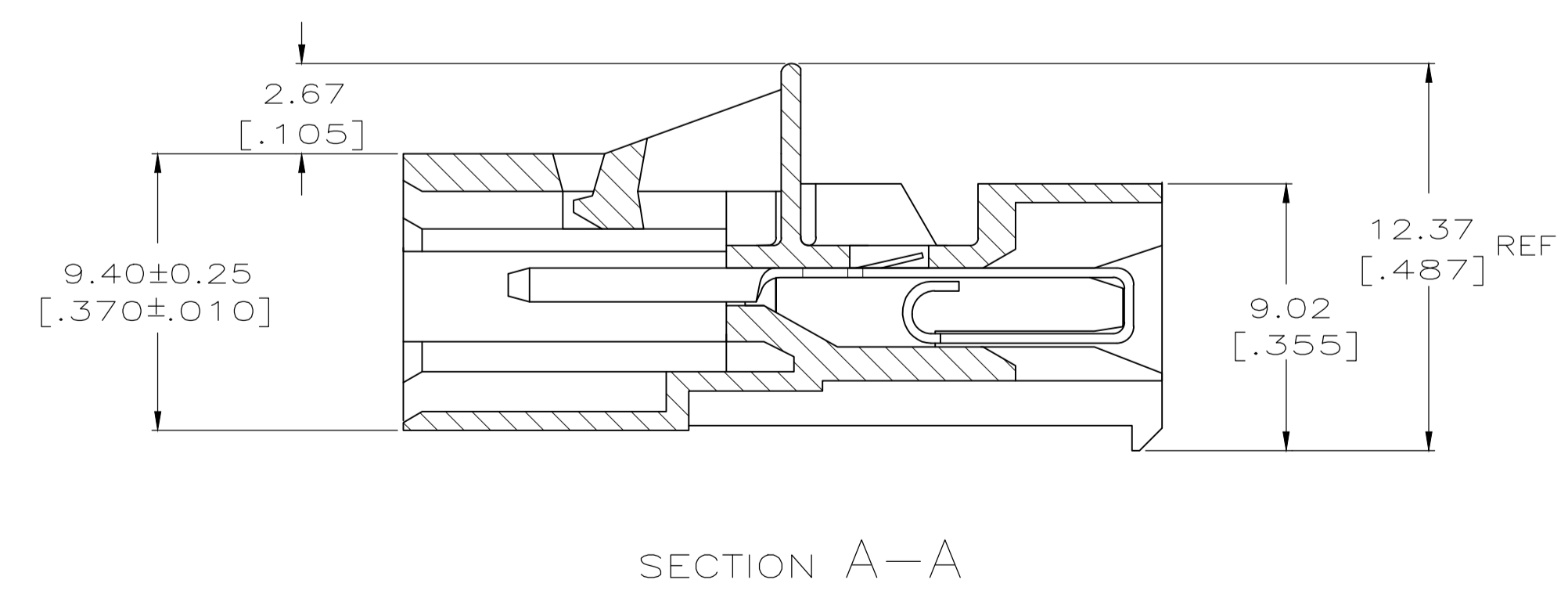
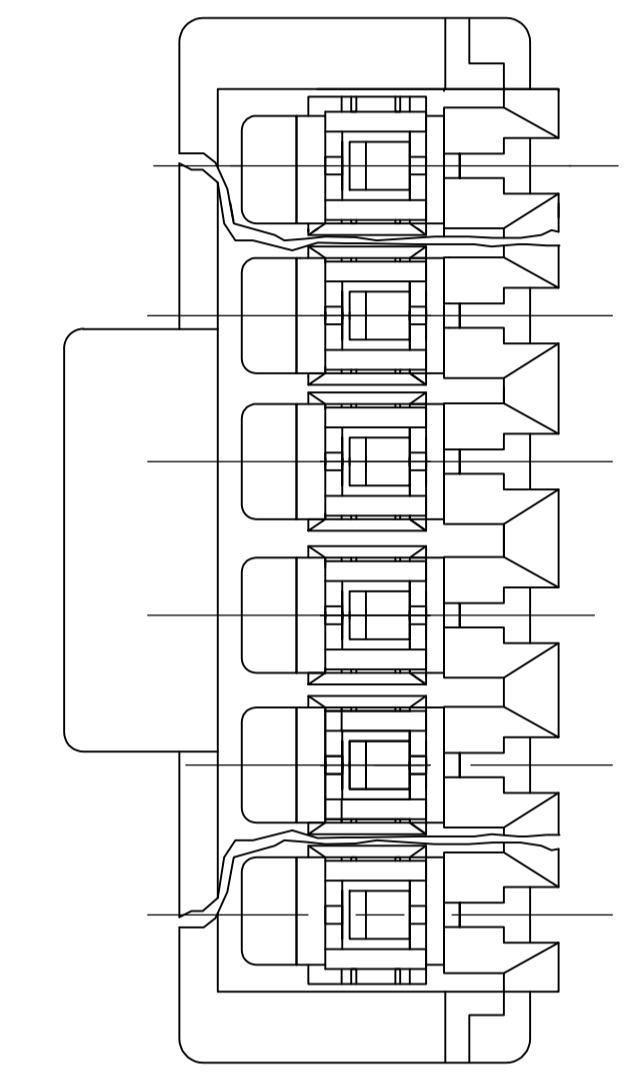
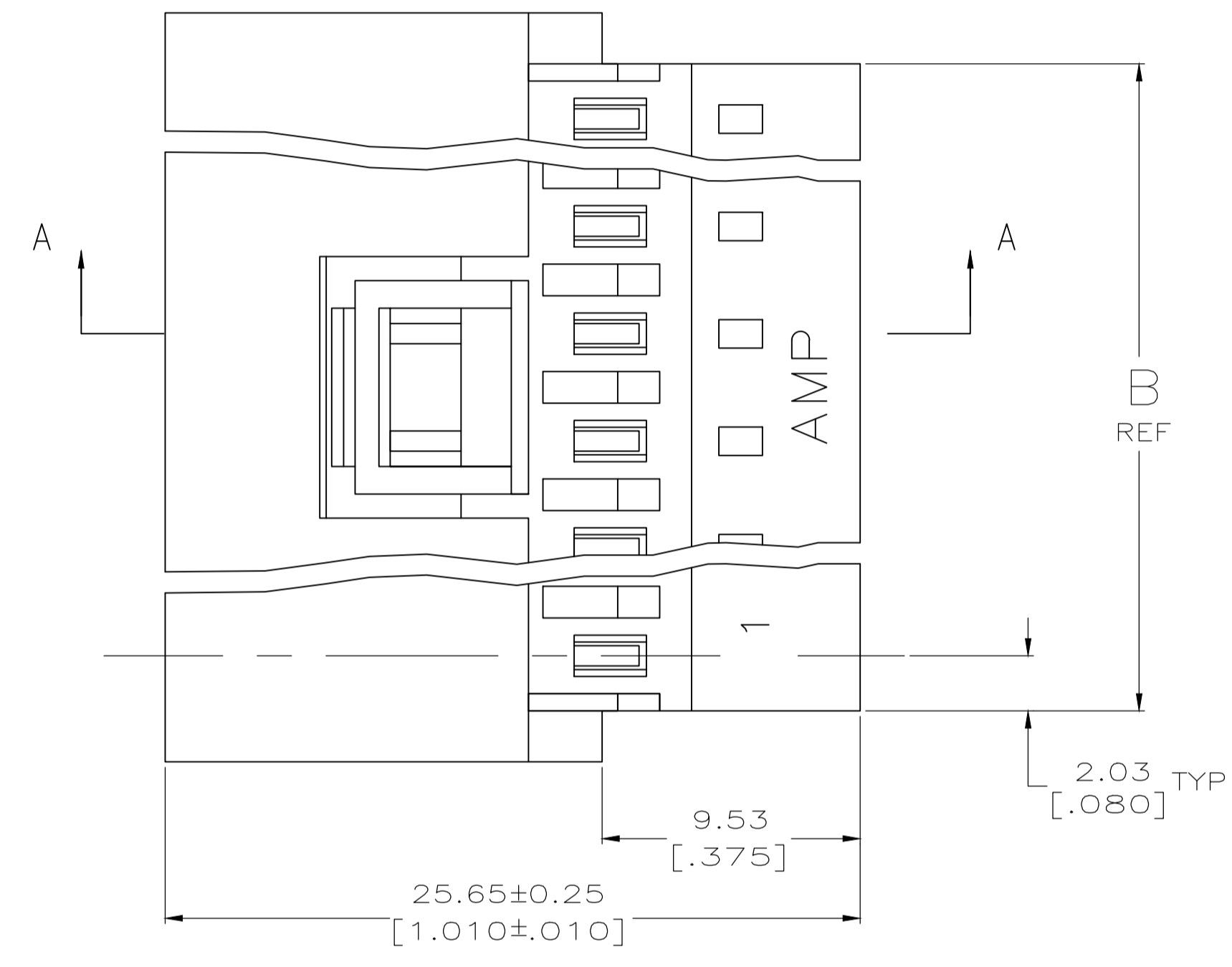
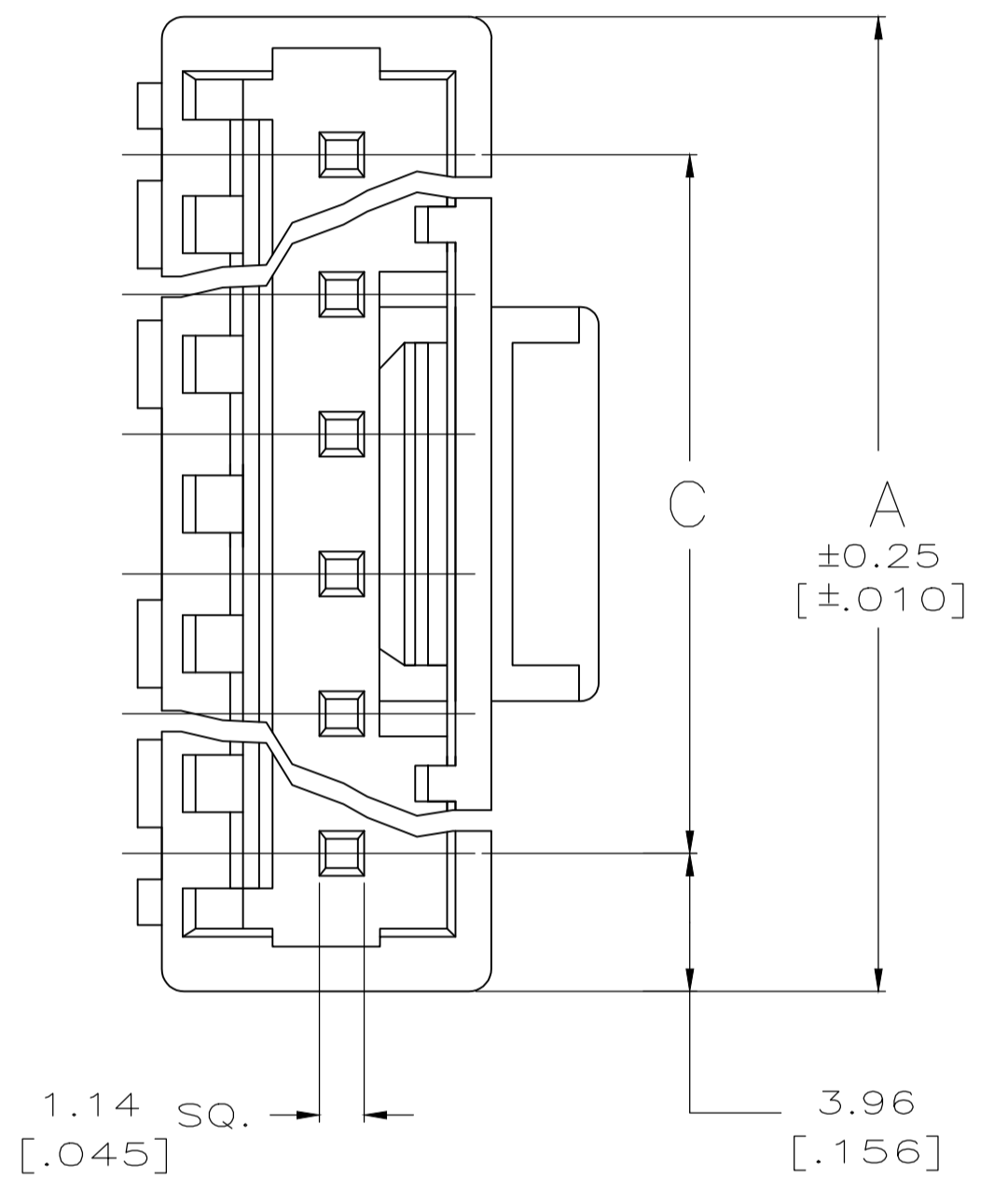


- MATERIAL: CONNECTOR- NYLON UL94V-2 (RED).
CONTACTS - 0.30 [.012] THK COPPER ALLOY
(PLATED 0.00076 [.000030] MIN GOLD OR 0.00008 [.000003] MIN GOLD FLASH OVER 0.00068 [.000027] PALLADIUM NICKEL, PER TE CONNECTIVITY'S DISCRETION, ON POST END, WITH BRIGHT TIN-LEAD 0.00203 [.000080] MIN THK ON WIRE END) OR
CONTACTS - 0.30 [.012] THK COPPER ALLOY
(PLATED 0.00076 [.000030] MIN GOLD OR 0.00008 [.000003] MIN GOLD FLASH OVER 0.00068 [.000027] PALLADIUM NICKEL, PER TE CONNECTIVITY'S DISCRETION, ON POST END, WITH MATTE TIN 0.00203 [.000080] MIN THK ON WIRE END)
- CONTACTS ACCEPT #22 AWG SOLID, FUSED STRANDED OR STRANDED (7 STRANDS) WIRE WITH 2.41 [.095] MAX INSULATION DIA.
- BOW, IN ANY DIRECTION, NOT TO EXCEED 0.15 [.006] PER IN.
- HOUSING FEATURES: CLOSED END.
- DIMENSIONS IN BRACKETS ARE IN INCHES.
- OBSOLETE PARTS: OBSOLETE CIS STREAMLINING PER D.RENAUD/D.SINISI



91.14 [3.588]	95.20 [3.748]	99.06 [3.900]	24	5-644809-4	TIN	
55.47 [2.184]	59.54 [2.344]	63.40 [2.496]	15	4-644809-5		
43.59 [1.716]	47.65 [1.876]	51.51 [2.028]	12	4-644809-2		
31.70 [1.248]	35.76 [1.408]	39.62 [1.560]	9	3-644809-9		
19.81 [.780]	23.88 [.940]	27.74 [1.092]	6	3-644809-6		
11.89 [.468]	15.95 [.628]	19.81 [.780]	4	3-644809-4		
7.92 [.312]	11.99 [.472]	15.85 [.624]	3	3-644809-3		
3.96 [.156]	8.03 [.316]	11.89 [.468]	2	3-644809-2		
91.14 [3.588]	95.20 [3.748]	99.06 [3.900]	24	2-644809-4		TIN-LEAD
55.47 [2.184]	59.54 [2.344]	63.40 [2.496]	15	1-644809-5		
43.59 [1.716]	47.65 [1.876]	51.51 [2.028]	12	1-644809-2		
31.70 [1.248]	35.76 [1.408]	39.62 [1.560]	9	644809-9		
19.81 [.780]	23.88 [.940]	27.74 [1.092]	6	644809-6		
11.89 [.468]	15.95 [.628]	19.81 [.780]	4	644809-4		
7.92 [.312]	11.99 [.472]	15.85 [.624]	3	644809-3		
3.96 [.156]	8.03 [.316]	11.89 [.468]	2	644809-2		

THIS DRAWING IS A CONTROLLED DOCUMENT.

DIMENSIONS: mm [INCHES]	TOLERANCES UNLESS OTHERWISE SPECIFIED:	DIN B. LEWIS 2-22-95	CRK R. SWING 2-22-95	APVD	NAME
0 PLC ± -	1 PLC ± -	2 PLC ± 0.13 [.005]	3 PLC ± -	4 PLC ± -	ANGLES ± -
MATERIAL SEE NOTE 1	FINISH SEE NOTE 1	WEIGHT	SIZE A1	CAGE CODE 00779	DRAWING NO. 644809
CUSTOMER DRAWING			SCALE 5:1	SHEET 1 OF 1	REV G

STE TE Connectivity
MTA-156 POSTED CONNECTOR ASSEMBLY, 22 AWG