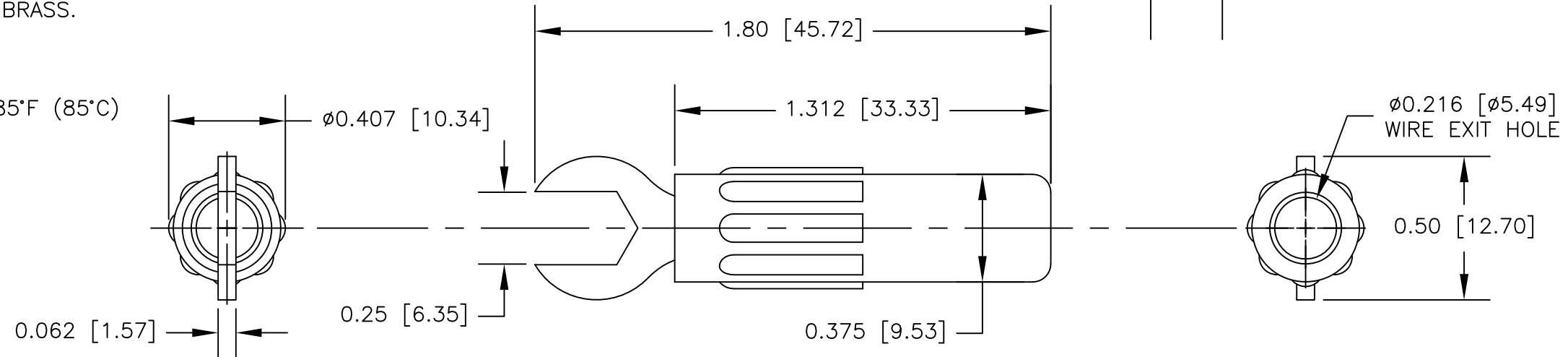


NOTES: UNLESS OTHERWISE SPECIFIED

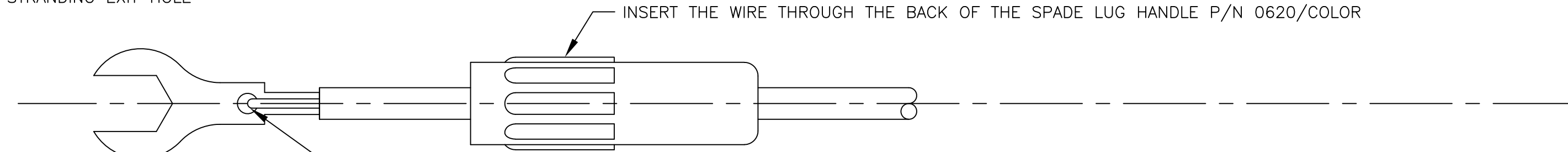
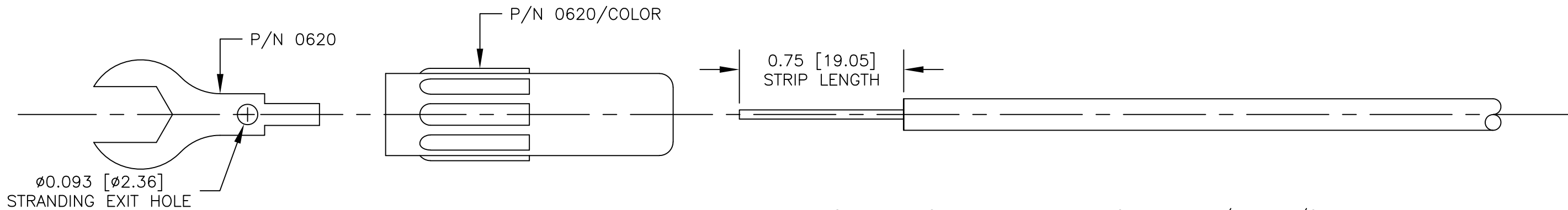
1. CONSTRUCTION:
HOUSING: MOLDED ACETAL. AVAILABLE IN BLK & RED
TERMINAL: NICKEL PLATED BRASS.

2. PERFORMANCE:
MAXIMUM VOLTAGE:
MAXIMUM TEMPERATURE: 185°F (85°C)

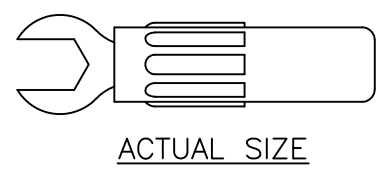
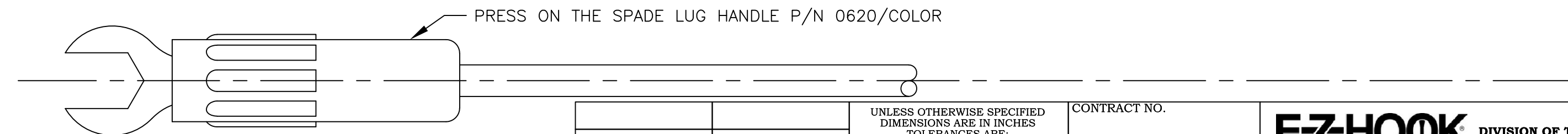
LTR	DESCRIPTION	REVISIONS	
		DATE	APPROVED
A	HANDLE REDESIGNED	1/9/18	R.L.



ASSEMBLY INSTRUCTIONS



INSERT THE WIRE STRANDING INTO THE SPADE LUG STRANDING EXIT HOLE AND FOLD IT OVER. SOLDER THE STRANDING IN PLACE.



		UNLESS OTHERWISE SPECIFIED DIMENSIONS ARE IN INCHES TOLERANCES ARE: FRACTIONS DECIMALS ANGLES ± N/A .XX ± N/A ± N/A .XXX ± N/A	CONTRACT NO.		E-Z-HOOK DIVISION OF TEKTEST INC. ARCADIA, CA 91006 U.S.A.
			APPROVALS	DATE	
		MATERIAL SEE NOTE	DRAWN S.B.W.	4/92	DESCRIPTION 0.25 [6.35] SPADE LUG
		FINISH SEE NOTE	APPROVED BY		SIZE CODE IDENT NO. DRAWING NO. REV. B 08505 9208 A
NEXT ASSY	USED ON				SCALE 2:1 SHEET 1 OF 1
APPLICATION		DO NOT SCALE DRAWING			