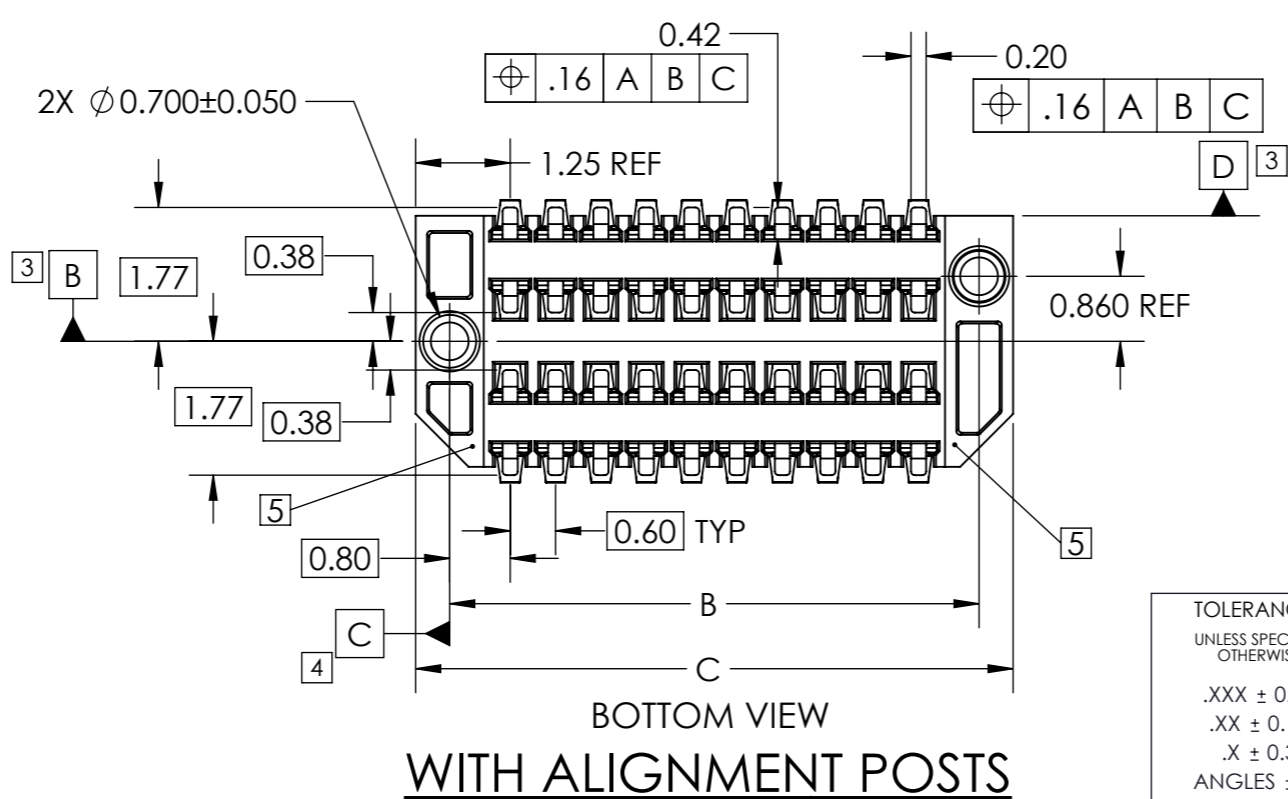
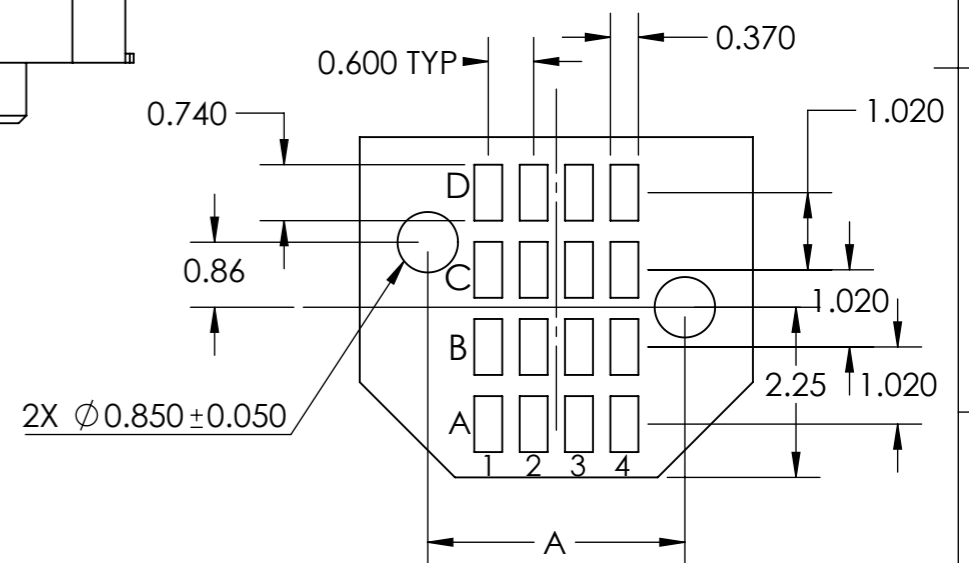
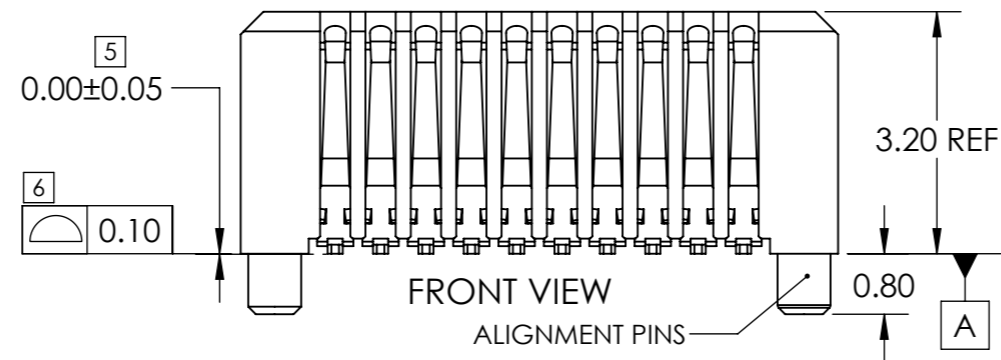
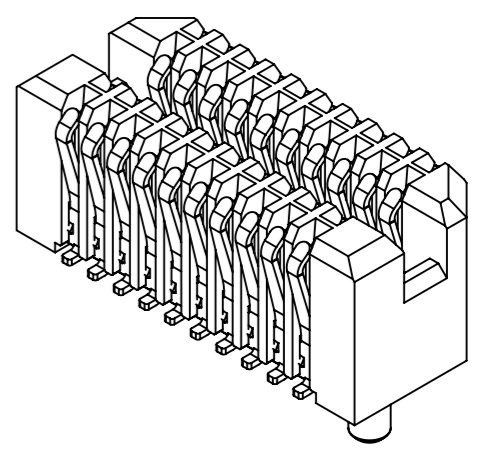
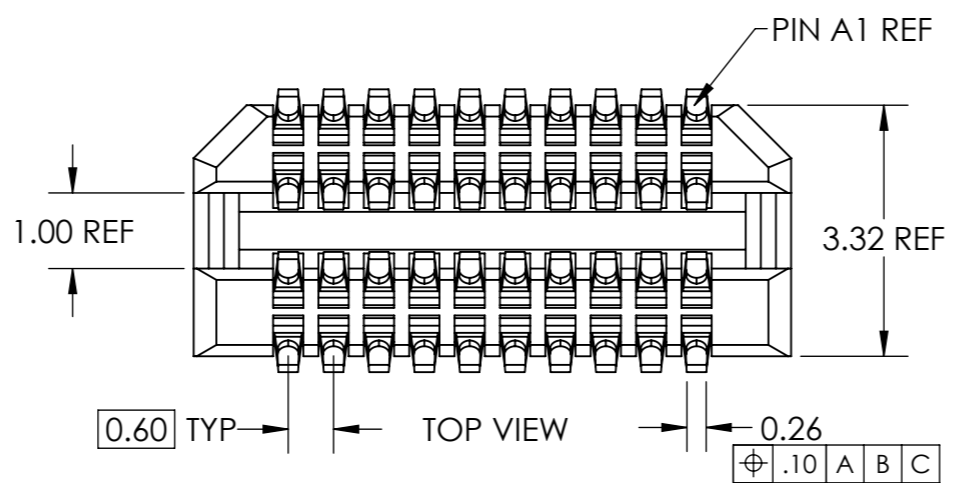


PART NUMBER
SEE TABLE

REVISIONS				
REV.	DESCRIPTION	EC #	DATE	DRAWN
J	ADDED SHEET W/O ALIGNMENT POSTS	N/A	07/05/2022	GQUIGLEY

NOTES:

- 1 MATERIAL
HOUSING: HIGH TEMPERATURE THERMOPLASTIC
CONTACT: COPPER ALLOY
CONTACT PLATING: UNDERPLATE WITH NICKEL,
HARD GOLD IN MATING AREA
PURE MATTE TIN ON CONTACT TAIL
- 2. PLEASE REFER TO PRODUCT SPECIFICATION FOR MECHANICAL AND ELECTRICAL SPECIFICATION.
- 3 DATUM B IS DEFINED AS THE PLANE INTERSECTING THE $\varnothing 0.700\text{mm}$ POST AND PARALLEL TO DATUM D
- 4 DATUM C IS DEFINED AS THE PLANE INTERSECTING THE $\varnothing 0.700\text{mm}$ POST AND PERPENDICULAR TO DATUM B.
- 5 THIS DIMENSION IS MEASURED (FOR EACH SOLDER LEAD) AS THE DEVIATION FROM A BEST-FIT PLANE CREATED FROM THE SURFACES REFERENCED AT THE ENDS OF THE PART.
- 6 THIS DIMENSION IS MEASURED (FOR EACH SOLDER LEAD) AS THE DEVIATION FROM A BEST-FIT PLANE CREATED FROM ALL THE SOLDER LEADS.
- 7. REGULATIONS
A. THIS PRODUCT MEETS THE RESTRICTION OF HAZARDOUS SUBSTANCES DIRECTIVE (RoHS) 2011 65 EU.



TOLERANCES
UNLESS SPECIFIED
OTHERWISE

.XXX ± 0.05
.XX ± 0.13
.X ± 0.3
ANGLES ± 1°

ALL DIMENSIONS AND TOLERANCES PER ASME Y14.5M
ALL DIMENSIONS ARE IN MILLIMETERS UNLESS OTHERWISE SPECIFIED

THIRD ANGLE PROJECTION

INSPECTION		DRAWN		DATE	
◇ FIRST PIECE	○ IN-PROCESS	ENGR/APV	10/28/2020	DEPT NO 45	REV J
△ SPC			DATE	SCALE 10:1	SHEET 1 OF 5

Amphenol 825 OLD TRAIL ROAD
AMPHENOL INTERCON SYSTEMS INC. ETTERS, PA 17319
717-915-1400

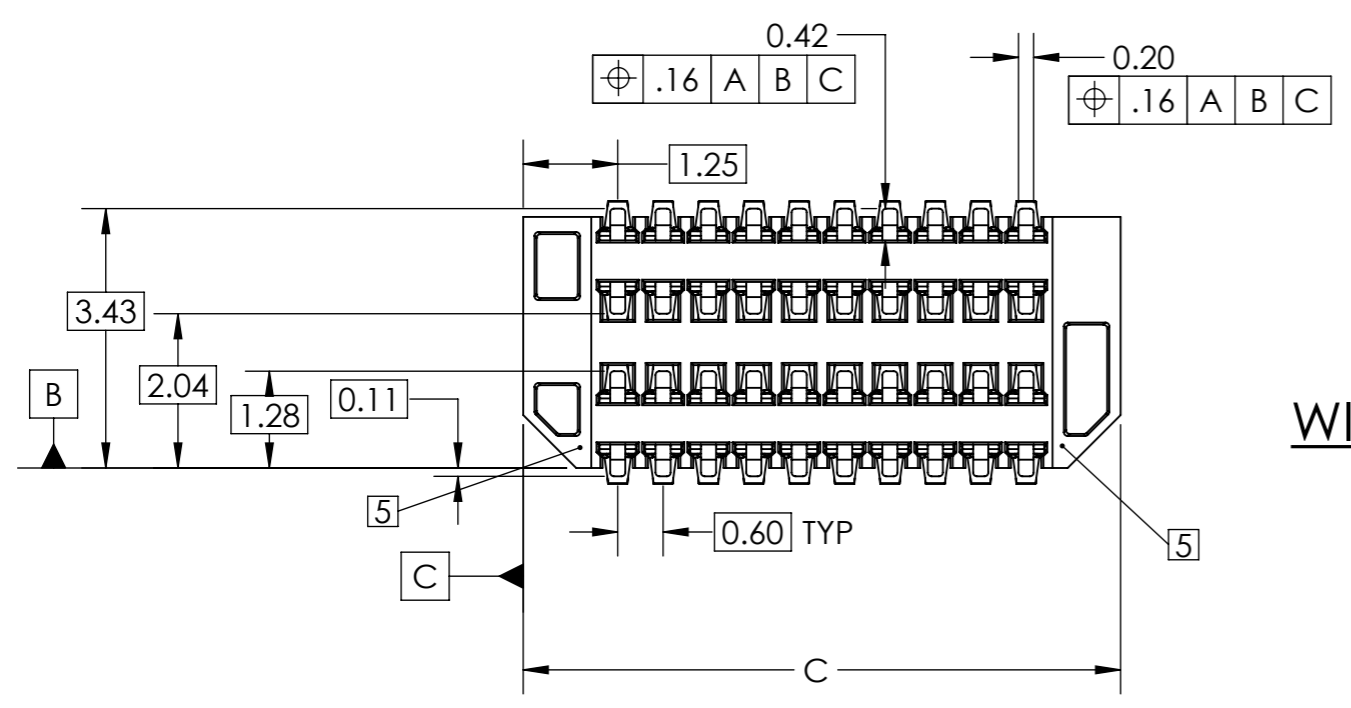
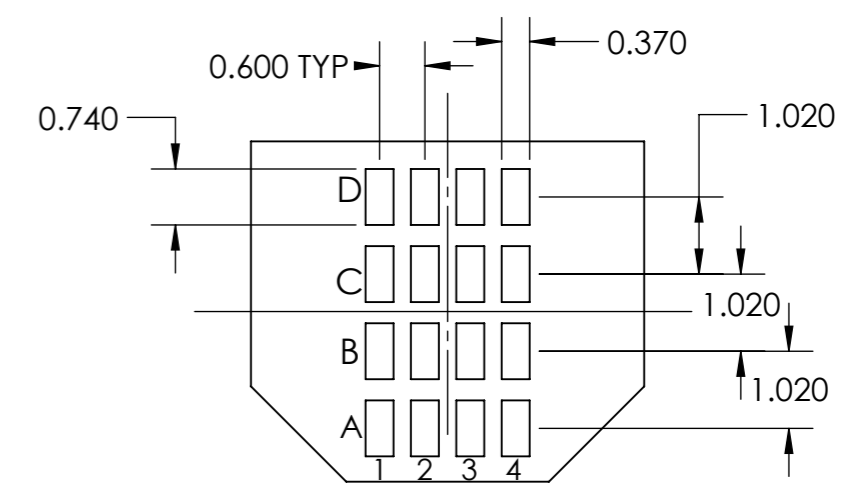
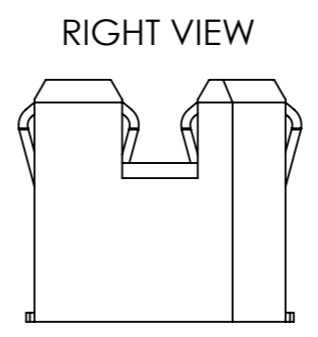
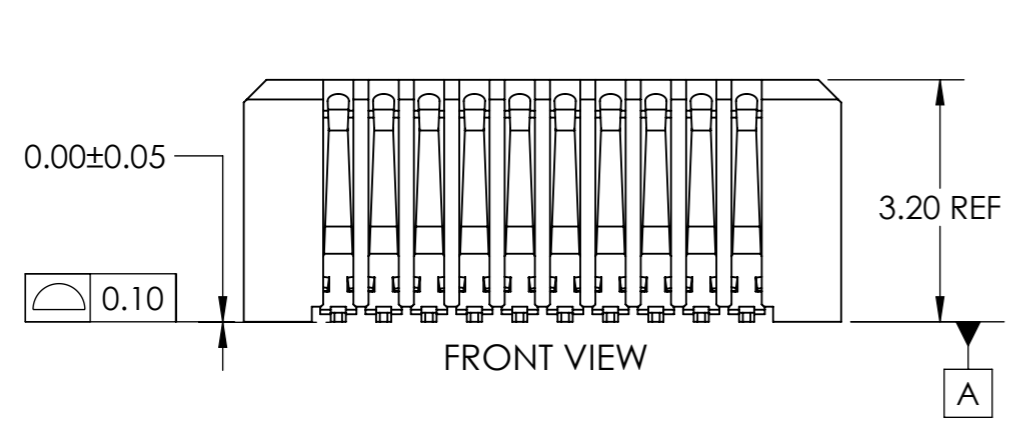
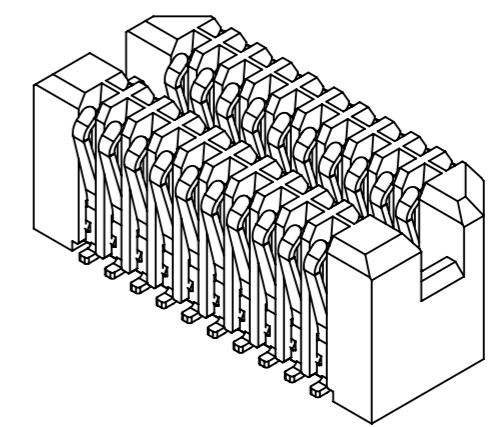
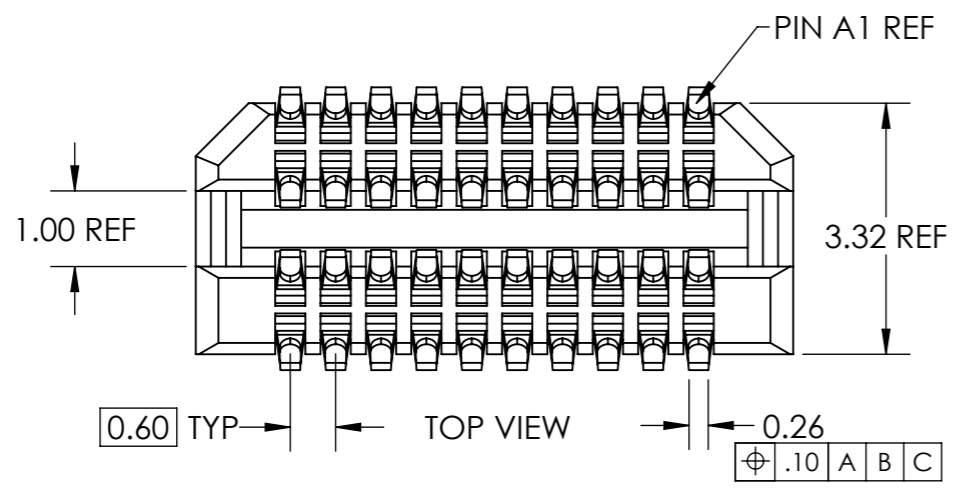
PART LYNX RECEPTACLE ASSEMBLY
0.6mm PITCH

DRAWING **11828C**
CUSTOMER

8 7 6 5 4 3 2 1

F
E
D
C
B
A

F
E
D
C
B
A



WITHOUT ALIGNMENT POSTS

**RECOMMENDED PCB PAD LAYOUT
(PARTIAL VIEW SHOWN FOR CLARITY)**

TOLERANCES
UNLESS SPECIFIED
OTHERWISE
.XXX ± 0.05
.XX ± 0.13
.X ± 0.3
ANGLES ± 1°

ALL DIMENSIONS AND TOLERANCES
PER ASME Y14.5M
ALL DIMENSIONS ARE IN
MILLIMETERS UNLESS OTHERWISE
SPECIFIED

THIRD ANGLE PROJECTION		INSPECTION		DRAWN		DATE		DEPT NO		REV	
		◇ FIRST PIECE ○ IN-PROCESS △ SPC		ENGR/APV		10/28/2020		45		J	
						DATE		SCALE		SHEET	
								10:1		2 OF 5	

Amphenol 825 OLD TRAIL ROAD
ETTERS, PA 17319
AMPHENOL INTERCON SYSTEMS INC. 717-915-1400

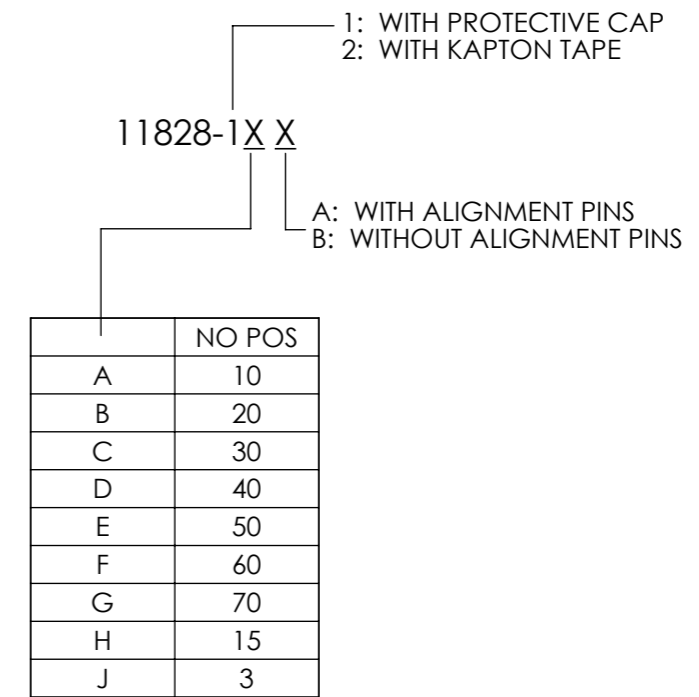
PART
LYNX RECEPTACLE ASSEMBLY
0.6mm PITCH
DRAWING
11828C
CUSTOMER

TABLE 1 - WITH ALIGNMENT PINS AND PROTECTIVE CAP					
PART NUMBER	PART DESCRIPTION	NO. OF POSITIONS	DIM B	DIM C	
11828-1AA	RECEPTACLE ASSEMBLY, 10 POSITION, W/ ALIGNMENT PINS & CAP	10	7.00	7.9	
11828-1BA	RECEPTACLE ASSEMBLY, 20 POSITION, W/ ALIGNMENT PINS & CAP	20	13.00	13.9	
11828-1CA	RECEPTACLE ASSEMBLY, 30 POSITION, W/ ALIGNMENT PINS & CAP	30	19.00	19.9	
11828-1DA	RECEPTACLE ASSEMBLY, 40 POSITION, W/ ALIGNMENT PINS & CAP	40	25.00	25.9	
11828-1EA	RECEPTACLE ASSEMBLY, 50 POSITION, W/ ALIGNMENT PINS & CAP	50	31.00	31.9	
11828-1FA	RECEPTACLE ASSEMBLY, 60 POSITION, W/ ALIGNMENT PINS & CAP	60	37.00	37.9	
11828-1GA	RECEPTACLE ASSEMBLY, 70 POSITION, W/ ALIGNMENT PINS & CAP	70	43.00	43.9	
11828-1HA	RECEPTACLE ASSEMBLY, 15 POSITION, W/ ALIGNMENT PINS & CAP	15	10.00	10.9	
11828-1JA	RECEPTACLE ASSEMBLY, 3 POSITION, W/ ALIGNMENT PINS & CAP	3	2.80	3.7	

TABLE 2 - WITHOUT ALIGNMENT PINS AND WITH PROTECTIVE CAP					
PART NUMBER	PART DESCRIPTION	NO. OF POSITIONS	DIM B	DIM C	
11828-1AB	RECEPTACLE ASSEMBLY, 10 POSITION, W/O ALIGNMENT PINS & WITH CAP	10	7.00	7.9	
11828-1BB	RECEPTACLE ASSEMBLY, 20 POSITION, W/O ALIGNMENT PINS & WITH CAP	20	13.00	13.9	
11828-1CB	RECEPTACLE ASSEMBLY, 30 POSITION, W/O ALIGNMENT PINS & WITH CAP	30	19.00	19.9	
11828-1DB	RECEPTACLE ASSEMBLY, 40 POSITION, W/O ALIGNMENT PINS & WITH CAP	40	25.00	25.9	
11828-1EB	RECEPTACLE ASSEMBLY, 50 POSITION, W/O ALIGNMENT PINS & WITH CAP	50	31.00	31.9	
11828-1FB	RECEPTACLE ASSEMBLY, 60 POSITION, W/O ALIGNMENT PINS & WITH CAP	60	37.00	37.9	
11828-1GB	RECEPTACLE ASSEMBLY, 70 POSITION, W/O ALIGNMENT PINS & WITH CAP	70	43.00	43.9	
11828-1HB	RECEPTACLE ASSEMBLY, 15 POSITION, W/O ALIGNMENT PINS & WITH CAP	15	10.00	10.9	
11828-1JB	RECEPTACLE ASSEMBLY, 3 POSITION, W/O ALIGNMENT PINS & WITH CAP	3	2.80	3.7	

TABLE 3 - WITH ALIGNMENT PINS AND KAPTON TAPE					
PART NUMBER	PART DESCRIPTION	NO. OF POSITIONS	DIM B	DIM C	
11828-2AA	RECEPTACLE ASSEMBLY, 10 POSITION, W/ ALIGNMENT PINS & TAPE	10	7.00	7.9	
11828-2BA	RECEPTACLE ASSEMBLY, 20 POSITION, W/ ALIGNMENT PINS & TAPE	20	13.00	13.9	
11828-2CA	RECEPTACLE ASSEMBLY, 30 POSITION, W/ ALIGNMENT PINS & TAPE	30	19.00	19.9	
11828-2DA	RECEPTACLE ASSEMBLY, 40 POSITION, W/ ALIGNMENT PINS & TAPE	40	25.00	25.9	
11828-2EA	RECEPTACLE ASSEMBLY, 50 POSITION, W/ ALIGNMENT PINS & TAPE	50	31.00	31.9	
11828-2FA	RECEPTACLE ASSEMBLY, 60 POSITION, W/ ALIGNMENT PINS & TAPE	60	37.00	37.9	
11828-2GA	RECEPTACLE ASSEMBLY, 70 POSITION, W/ ALIGNMENT PINS & TAPE	70	43.00	43.9	
11828-2HA	RECEPTACLE ASSEMBLY, 15 POSITION, W/ ALIGNMENT PINS & TAPE	15	10.00	10.9	
11828-2JA	RECEPTACLE ASSEMBLY, 3 POSITION, W/ ALIGNMENT PINS & TAPE	3	2.80	3.7	

TABLE 4 - WITHOUT ALIGNMENT PINS AND WITH KAPTON TAPE					
PART NUMBER	PART DESCRIPTION	NO. OF POSITIONS	DIM B	DIM C	
11828-2AB	RECEPTACLE ASSEMBLY, 10 POSITION, W/O ALIGNMENT PINS WITH TAPE	10	7.00	7.9	
11828-2BB	RECEPTACLE ASSEMBLY, 20 POSITION, W/O ALIGNMENT PINS WITH TAPE	20	13.00	13.9	
11828-2CB	RECEPTACLE ASSEMBLY, 30 POSITION, W/O ALIGNMENT PINS WITH TAPE	30	19.00	19.9	
11828-2DB	RECEPTACLE ASSEMBLY, 40 POSITION, W/O ALIGNMENT PINS WITH TAPE	40	25.00	25.9	
11828-2EB	RECEPTACLE ASSEMBLY, 50 POSITION, W/O ALIGNMENT PINS WITH TAPE	50	31.00	31.9	
11828-2FB	RECEPTACLE ASSEMBLY, 60 POSITION, W/O ALIGNMENT PINS WITH TAPE	60	37.00	37.9	
11828-2GB	RECEPTACLE ASSEMBLY, 70 POSITION, W/O ALIGNMENT PINS WITH TAPE	70	43.00	43.9	
11828-2HB	RECEPTACLE ASSEMBLY, 15 POSITION, W/O ALIGNMENT PINS WITH TAPE	15	10.00	10.9	
11828-2JB	RECEPTACLE ASSEMBLY, 3 POSITION, W/O ALIGNMENT PINS WITH TAPE	3	2.80	3.7	



EXAMPLE SHOWN: 10 POSITION, WITH ALIGNMENT PINS = 11828-1AA

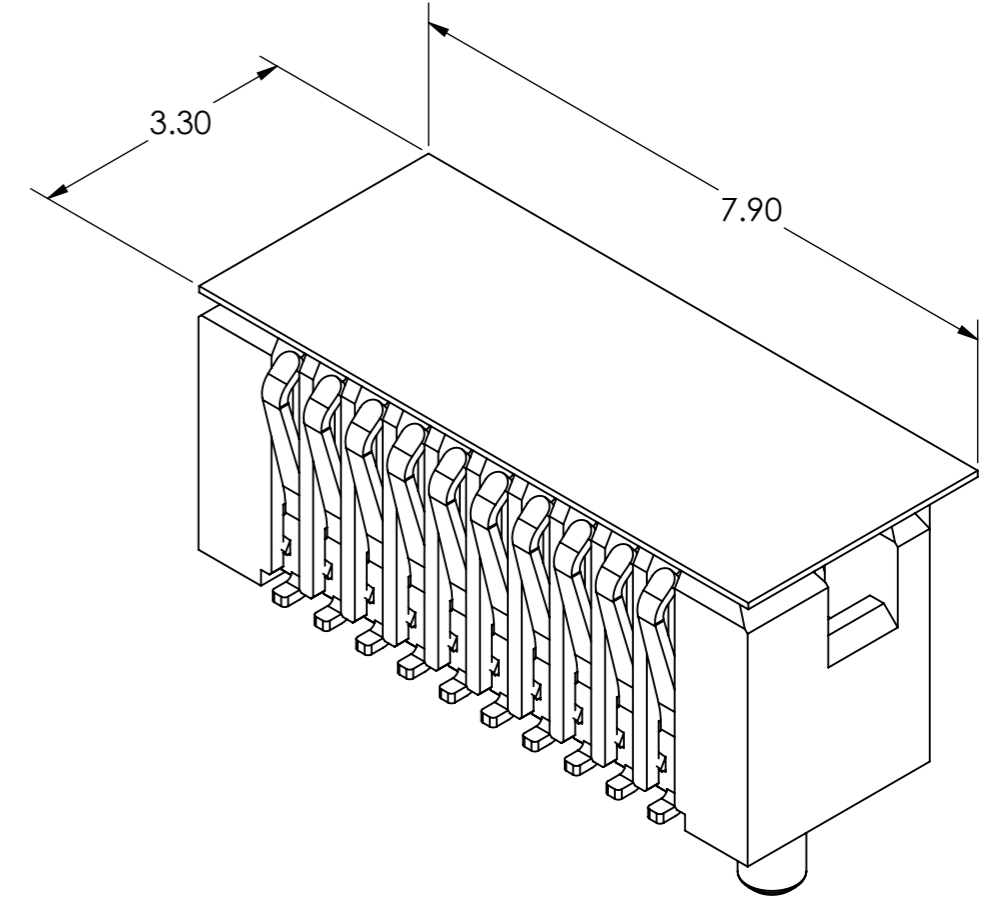
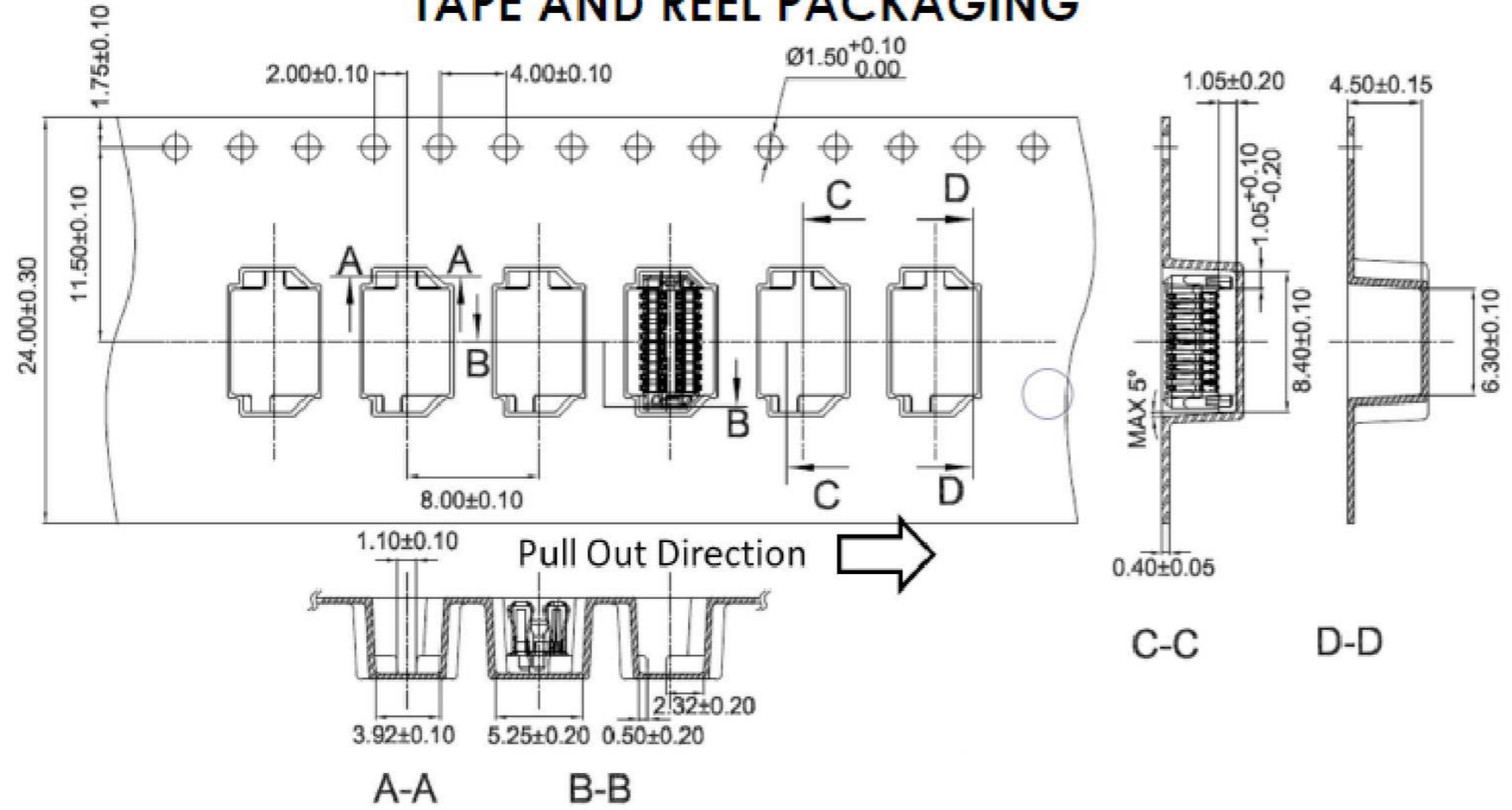
Amphenol 825 OLD TRAIL ROAD
 ETTERS, PA 17319
 AMPHENOL INTERCON SYSTEMS INC. 717-915-1400

TOLERANCES UNLESS SPECIFIED OTHERWISE .XXX ± 0.05 .XX ± 0.13 X ± 0.3 ANGLES ± 1°	ALL DIMENSIONS AND TOLERANCES PER ASME Y14.5M ALL DIMENSIONS ARE IN MILLIMETERS UNLESS OTHERWISE SPECIFIED	PART LYNX RECEPTACLE ASSEMBLY 0.6mm PITCH	DRAWING 11828C CUSTOMER
	THIRD ANGLE PROJECTION 	INSPECTION ◇ FIRST PIECE ○ IN-PROCESS △ SPC	DRAWN ENGR/APV

THIS DOCUMENT CONTAINS CONFIDENTIAL AND PROPRIETARY INFORMATION OF AMPHENOL INTERCON SYSTEMS AND MAY NOT BE DISCLOSED, REPRODUCED OR OTHERWISE USED WITHOUT WRITTEN PERMISSION

RECEPTACLE CONNECTOR W/KAPTON TAPE

TAPE AND REEL PACKAGING



*5MM RECEPTACLE 10 POSITION TAPE AND REEL SHOWN

POS	TAPE WIDTH
3	24.00 +/- 0.30 MM
10	24.00 +/- 0.30 MM
15	32.00 +/- 0.30 MM
20	32.00 +/- 0.30 MM
30	32.00 +/- 0.30 MM
40	44.00 +/- 0.30 MM
50	56.00 +/- 0.30 MM
60	56.00 +/- 0.30 MM
70	56.00 +/- 0.30 MM

KAPTON TAPE			
POS	LENGTH	WIDTH	THICKNESS
3	3.70 MM	3.3 MM	0.08 MM
10	7.90 MM	3.3 MM	0.08 MM
15	10.90MM	3.3 MM	0.08 MM
20	13.90 MM	3.3 MM	0.08 MM
30	19.90 MM	3.3 MM	0.08 MM
40	25.90 MM	3.3 MM	0.08 MM
50	31.90 MM	3.3 MM	0.08 MM
60	37.90 MM	3.3 MM	0.08 MM
70	43.90 MM	3.3 MM	0.08 MM

WITH ALIGNMENT POSTS

TOLERANCES UNLESS SPECIFIED OTHERWISE .XXX ± 0.05 .XX ± 0.13 X ± 0.3 ANGLES ± 1°	ALL DIMENSIONS AND TOLERANCES PER ASME Y14.5M ALL DIMENSIONS ARE IN MILLIMETERS UNLESS OTHERWISE SPECIFIED	PART LYNX RECEPTACLE ASSEMBLY 0.6mm PITCH		DRAWING 11828C CUSTOMER	
		THIRD ANGLE PROJECTION 	INSPECTION ◇ FIRST PIECE ○ IN-PROCESS △ SPC	DRAWN ENGR/APV	DATE 10/28/2020
				SCALE 10:1	SHEET 4 OF 5

Amphenol 825 OLD TRAIL ROAD
 ETTERS, PA 17319
 AMPHENOL INTERCON SYSTEMS INC. 717-915-1400

8 7 6 5 4 3 2 1

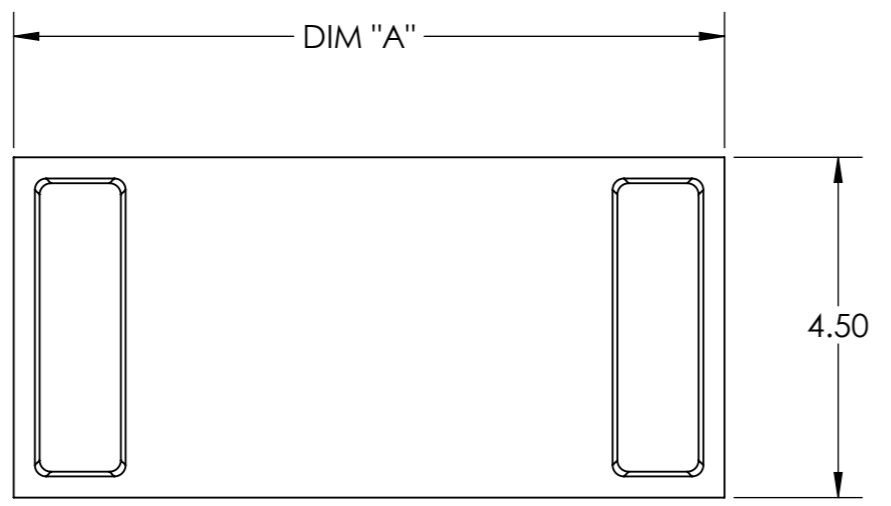
F

F

RECEPTACLE CONNECTOR W/PROTECTIVE CAP

E

E



D

D

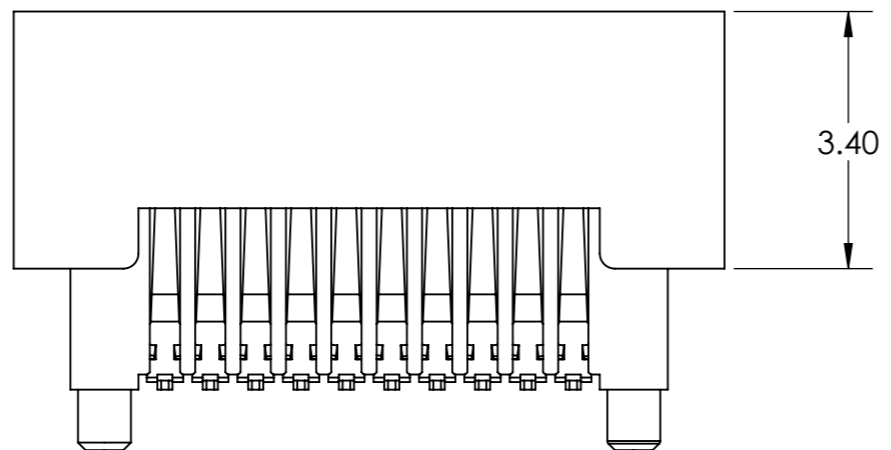
C

C

POS	DIM A
3	5.20
10	9.40
15	12.40
20	15.40
30	21.40
40	27.40
50	33.40
60	39.40
70	45.40

B

B



A

A

WITH ALIGNMENT POSTS

Amphenol 825 OLD TRAIL ROAD
 ETTERS, PA 17319
 AMPHENOL INTERCON SYSTEMS INC. 717-915-1400

TOLERANCES UNLESS SPECIFIED OTHERWISE .XXX ± 0.05 .XX ± 0.13 .X ± 0.3 ANGLES ± 1°	ALL DIMENSIONS AND TOLERANCES PER ASME Y14.5M ALL DIMENSIONS ARE IN MILLIMETERS UNLESS OTHERWISE SPECIFIED		PART LYNX RECEPTACLE ASSEMBLY 0.6mm PITCH		DRAWING 11828C CUSTOMER	
	THIRD ANGLE PROJECTION 	INSPECTION ◇ FIRST PIECE ○ IN-PROCESS △ SPC	DRAWN ENGR/APV	DATE 10/28/2020	DEPT NO 45	REV J

THIS DOCUMENT CONTAINS CONFIDENTIAL AND PROPRIETARY INFORMATION OF AMPHENOL INTERCON SYSTEMS AND MAY NOT BE DISCLOSED, REPRODUCED OR OTHERWISE USED WITHOUT WRITTEN PERMISSION

6 5 4