

1-5227161-6 ✓ ACTIVE

TE Internal #: 1-5227161-6

BNC RF Interface, Jack, 50 Ω , Bayonet, 4 GHz Operating Frequency, Cable-to-Board, 1 Position, Printed Circuit Board, Panel Mount

[View on TE.com >](#)



Connectors > RF Connectors > Coax Connectors > BNC RF Connector: Male (Jack), Right Angle

RF Interface: **BNC**

RF Connector Style: **Jack**

RF Connector Mated Outer Diameter (Approximate): **14.53 mm [.572 in]**

Impedance: **50 Ω**

RF Connector Coupling Mechanism: **Bayonet**

[All BNC RF Connector: Male \(Jack\), Right Angle \(42\)](#)

Features

Product Type Features

Connector Shape	Circular
Connector Product Type	Connector Kit
RF Interface	BNC
RF Connector Style	Jack
Connector System	Cable-to-Board
Sealable	No
Connector & Contact Terminates To	Printed Circuit Board

Configuration Features

PCB Mount Orientation	Right Angle
Number of Positions	1
Number of Coaxial Contacts	1

Electrical Characteristics

EMI & RFI Protection & Suppression Type	PCB Ground
Impedance	50 Ω

Body Features

Body Material	Polyester, PBT
---------------	----------------

Contact Features

RF Connector Center Contact Underplating Material	Nickel
	30 μ in



RF Connector Center Contact Plating Material	Gold
--	------

RF Connector Center Contact Material	Phosphor Bronze
--------------------------------------	-----------------

Termination Features

Termination Post & Tail Length	4.11 mm[.162 in]
--------------------------------	------------------

Termination Method to Printed Circuit Board	Through Hole - Solder
---	-----------------------

Mechanical Attachment

Panel Attachment Style	Rear Mount
------------------------	------------

PCB Mount Retention	With
---------------------	------

Panel Mount Feature Type	Lockwasher and Nut
--------------------------	--------------------

RF Connector Coupling Mechanism	Bayonet
---------------------------------	---------

Connector Mounting Type	Panel Mount
-------------------------	-------------

RF Contact Captivation Method	Solder
-------------------------------	--------

Detent	With
--------	------

Housing Features

Housing Color	Black
---------------	-------

Dimensions

Mounting Post Length	3.48 mm[.137 in]
----------------------	------------------

Profile Height from PCB	15.88 mm[.625 in]
-------------------------	-------------------

RF Connector Mated Outer Diameter (Approximate)	14.53 mm[.572 in]
---	-------------------

Usage Conditions

Insulation Option	Uninsulated
-------------------	-------------

Operating Temperature Range	-55 – 85 °C[-67 – 185 °F]
-----------------------------	---------------------------

Operation/Application

Operating Frequency	4 GHz
---------------------	-------

Packaging Features

Packaging Method	Package
------------------	---------

Other

Lockwasher Material	Phosphor Bronze
---------------------	-----------------

Coupling Nut Base Material	Brass
----------------------------	-------

Additional Features	Hardware Included
---------------------	-------------------

Grade	Commercial
-------	------------

Dielectric Material	Polymethylpentene
---------------------	-------------------



Product Compliance

[For compliance documentation, visit the product page on TE.com>](#)

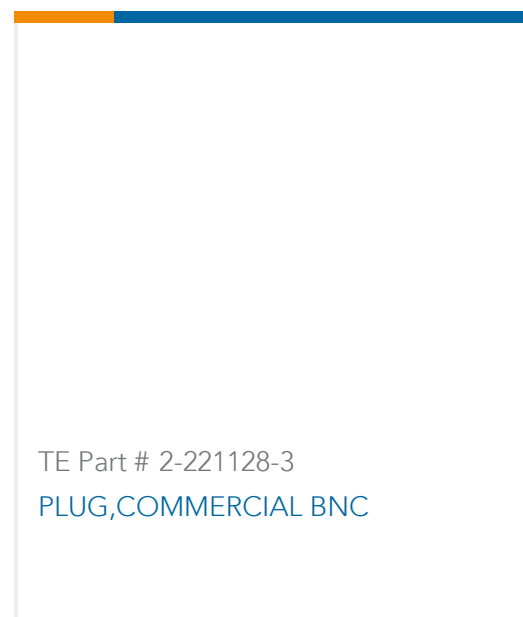
EU RoHS Directive 2011/65/EU	Compliant with Exemptions
EU ELV Directive 2000/53/EC	Compliant with Exemptions
China RoHS 2 Directive MIIT Order No 32, 2016	Restricted Materials Above Threshold
EU REACH Regulation (EC) No. 1907/2006	Current ECHA Candidate List: JUNE 2023 (235) Candidate List Declared Against: JUNE 2023 (235) SVHC > Threshold: Pb (3.7% in Component Part) Article Safe Usage Statements: Do not eat, drink or smoke when using this product. Wash thoroughly after handling. Recycle if possible and dispose of the article by following all applicable governmental regulations relevant to your geographic location.
Halogen Content	Low Halogen - Br, Cl, F, I < 900 ppm per homogenous material. Also BFR/CFR/PVC Free
Solder Process Capability	Wave solder capable to 265°C

Product Compliance Disclaimer

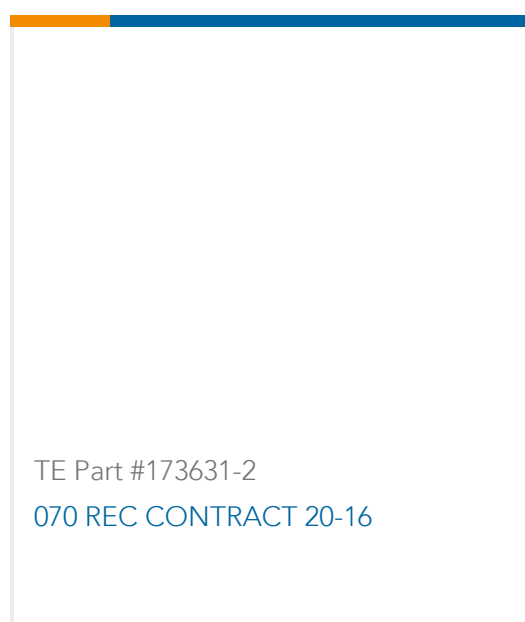
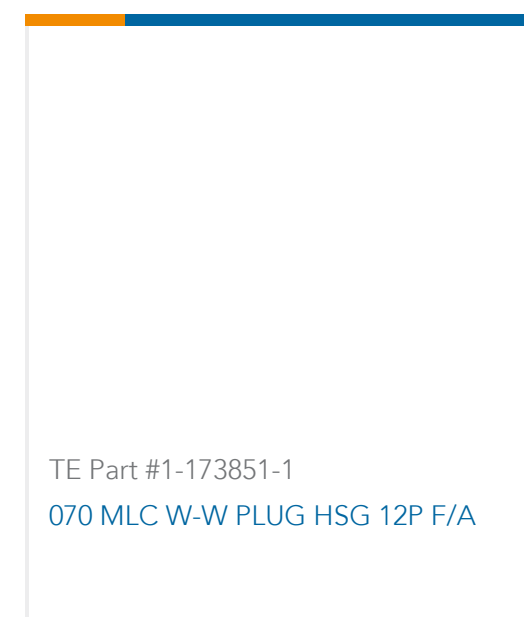
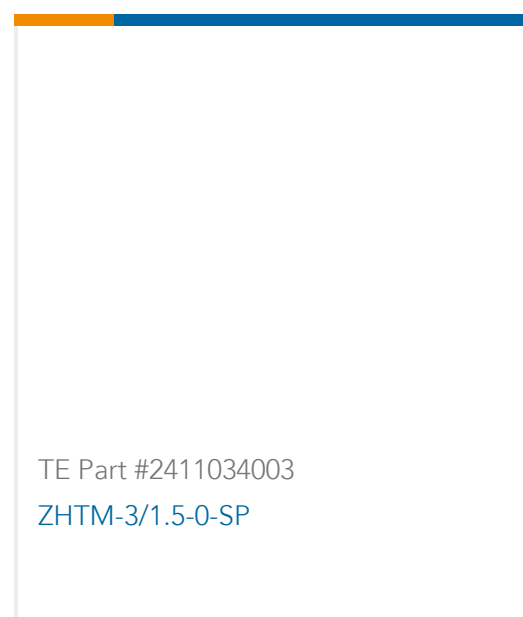
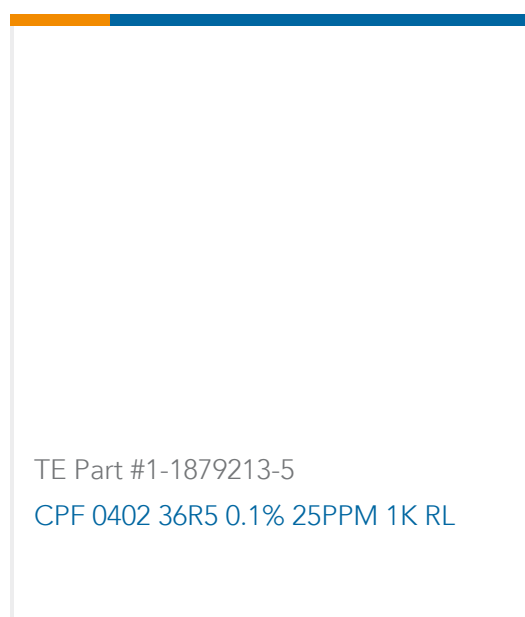
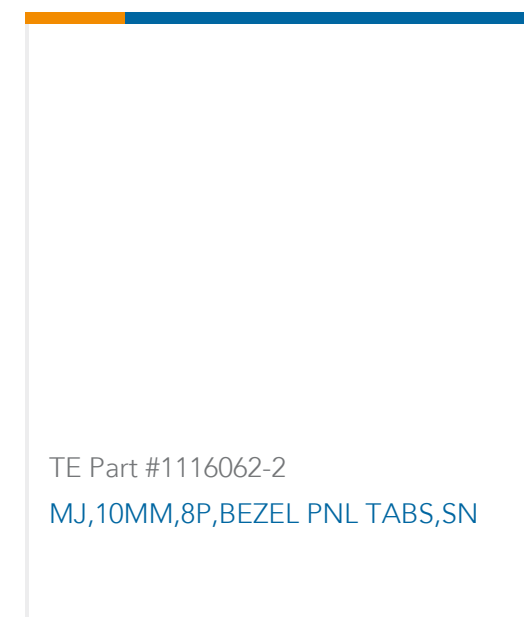
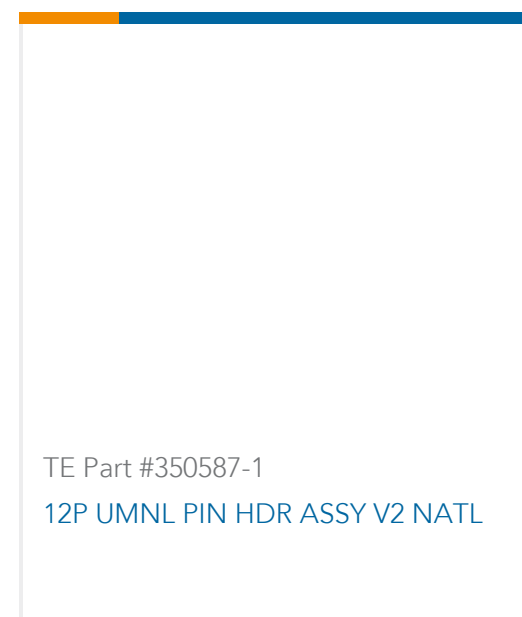
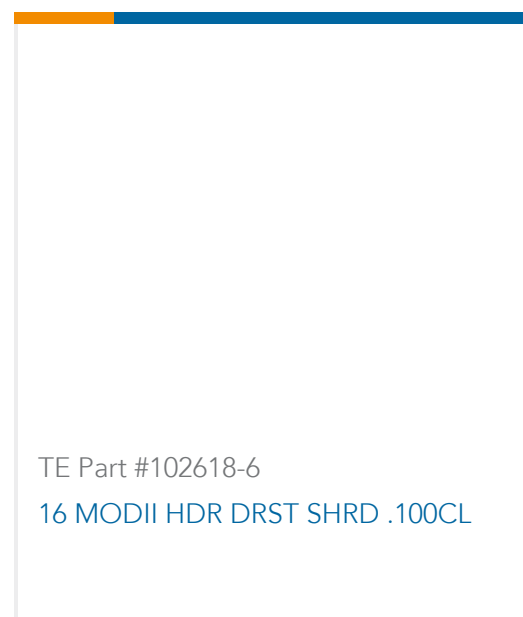
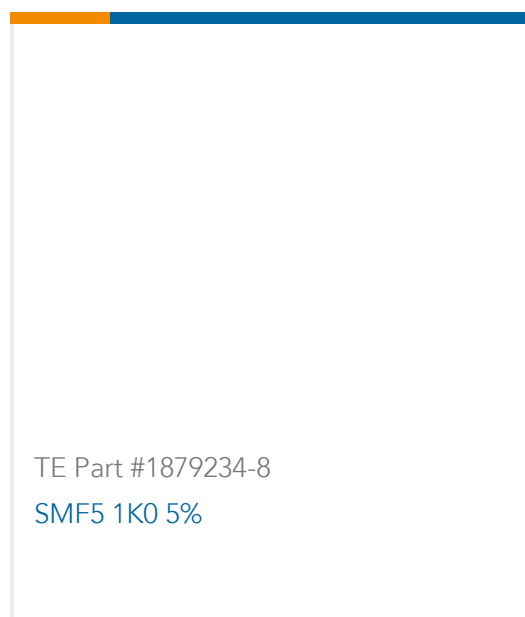
This information is provided based on reasonable inquiry of our suppliers and represents our current actual knowledge based on the information they provided. This information is subject to change. The part numbers that TE has identified as EU RoHS compliant have a maximum concentration of 0.1% by weight in homogenous materials for lead, hexavalent chromium, mercury, PBB, PBDE, DBP, BBP, DEHP, DIBP, and 0.01% for cadmium, or qualify for an exemption to these limits as defined in the Annexes of Directive 2011/65/EU (RoHS2). Finished electrical and electronic equipment products will be CE marked as required by Directive 2011/65/EU. Components may not be CE marked. Additionally, the part numbers that TE has identified as EU ELV compliant have a maximum concentration of 0.1% by weight in homogenous materials for lead, hexavalent chromium, and mercury, and 0.01% for cadmium, or qualify for an exemption to these limits as defined in the Annexes of Directive 2000/53/EC (ELV). Regarding the REACH Regulation, the information TE provides on SVHC in articles for this part number is based on the latest European Chemicals Agency (ECHA) 'Guidance on requirements for substances in articles' posted at this URL: <https://echa.europa.eu/guidance-documents/guidance-on-reach>

Compatible Parts

TE Part # 5414265-3 PLUG, TWIST ON, COML BNC	TE Part # 5413959-3 BNC HEX RT ANG PLUG 50 OHM	TE Part # 1-221128-0 PLUG,COMMERCIAL BNC	TE Part # 2-5221128-3 PLUG,COMMERCIAL BNC
---	---	---	--



Customers Also Bought



Documents

CAD Files

[3D PDF](#)

[3D](#)

Customer View Model

[ENG_CVM_CVM_1-5227161-6_B.2d_dxf.zip](#)

English

Customer View Model

[ENG_CVM_CVM_1-5227161-6_B.3d_igs.zip](#)

English



Customer View Model

[ENG_CVM_CVM_1-5227161-6_B.3d_stp.zip](#)

English

By downloading the CAD file I accept and agree to the [Terms and Conditions](#) of use.

Product Specifications

[Product Specification](#)

English

[Product Specification](#)

English

Instruction Sheets

[Instruction Sheet \(U.S.\)](#)

English