図面番号(DRAWING NO.) SJ120500

版数 VER.	年月日 DATE	CN NO.	変更内容 DESCRIPTION	製図 DR.	担当 CHK.	査閲 APPD.	承認 APPD.
2	24.Oct.2019	031832	CHANGE SPECIFICATION No.	———	M.WATANABE	K.HASEBE	Y.WATANABE
3	28.Oct.2020	036875	CHANGE JAHL NO.	S.YAMAGUCHI	M.SHIMOMURA	Y.YAMADA	Y.WATANABE
4	21.Oct.2022	047311	ADD R0.9 TO THE LOCK LEVER	K.FURUHASHI	M.SHIMOMURA	Y.YAMADA	Y.WATANABE

WISDOM承認 2022/11/02

TABLE1: TERMINAL MATERIALS AND PLATING LIST(端子材料・メッキ設定コード表)

CODE	PART TITLE	SJ No.	MATERIALS	PLATING	APPLICABLE WIRE
S	M34S75C4F1	038527	HIGH CONDUCTIVITY COPPER ALLOY 高導電性銅合金	TIN PLATING スズめっき	CHFUS 0.22sq. AVSS 0.3sq. CHFUS 0.35sq. ALL CAVITIES CAN BE APPLIED. 全キャビティ対応
M	M34S75C4F2	038528			CHFUS 0.5sq. AVSS 0.5sq. CAVS 0.5sq. CHFS 0.75sq. CHFUS 0.75sq. ALL CAVITIES CAN BE APPLIED. 全キャビティ対応
C	M34S75C4F3	038747			CAN SD 0.35sq. FOUR BOTH ENDS CAVITIES CAN BE APPLIED. 両端4箇所のキャビティ対応
L	M34S75C4F4	038893			AVSS 0.85sq. CAVS 0.85sq. FOUR BOTH ENDS CAVITIES CAN BE APPLIED. 両端4箇所のキャビティ対応
X	M34S75C4F5	109336			CHFUS 0.13sq. ALL CAVITIES CAN BE APPLIED. 全キャビティ対応



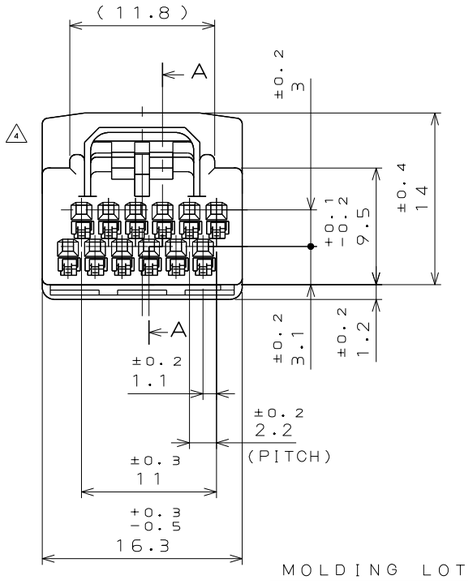

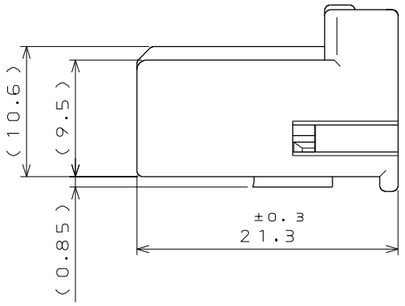

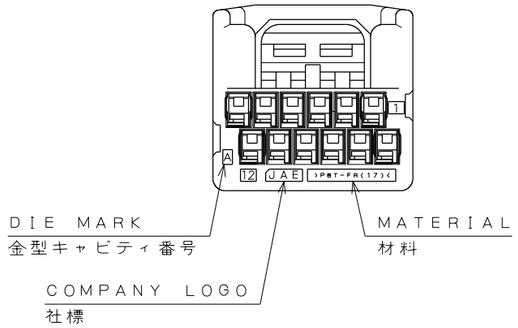

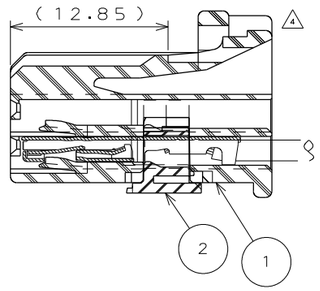

SECT. A-A
(SCALE 2:1)

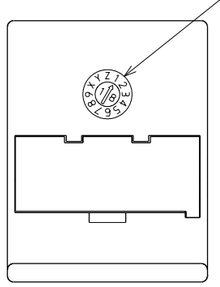

NOTE1.THIS ITEM'S MOLDING MATERIAL IS UL94 V-0 FLAMMABILITY STANDARD.

注1.本製品の成形材は、燃焼性UL94 V-0です。

符号 NO.	名称 DESCRIPTION	個数 QTY.	材料 MATERIAL	仕上 FINISH	備考 REMARKS
2	RETAINER	1	PBT (NOTE1)	———	COLOR:DARK GRAY
1	HOUSING	1	PBT (NOTE1)	———	COLOR:BLACK

仕様書(SPECIFICATION) JACS-11205 JAHL-11205

第1版(ORIGINAL DATE) 10.May.2018

製図 DR. ———

担当 CHK. A.HOUJOU

査閲 APPD. K.MIYAMOTO

承認 APPD. Y.WATANABE

一般公差(GENERAL TOLERANCE)

寸法(DIMENSION): . ± / .X ± / .XX ± / .XXX ±

角度(ANGLES): X° ± / X°X' ±

単位(UNIT):mm

尺度(SCALE) 2:1

シリーズ(SERIES) MX84

名称(TITLE) MX84B012SF1

質量(MASS) 2.9g

日本航空電子工業株式会社 JAPAN AVIATION ELECTRONICS INDUSTRY, LTD.

図面番号(DRAWING NO.) SJ120500

版数(VER.) 4

SIZE A3

JAE-CONNECTOR.COM Reference Only

JAE CONNECTOR DIV. PROPRIETARY.
COPYRIGHT (C) 2018. JAPAN AVIATION ELECTRONICS INDUSTRY, LTD.

DCF-C-212H(12.08)