

1

2

3

4

5

6

7

A

A

B

B

C

C

D

D

E

E

F

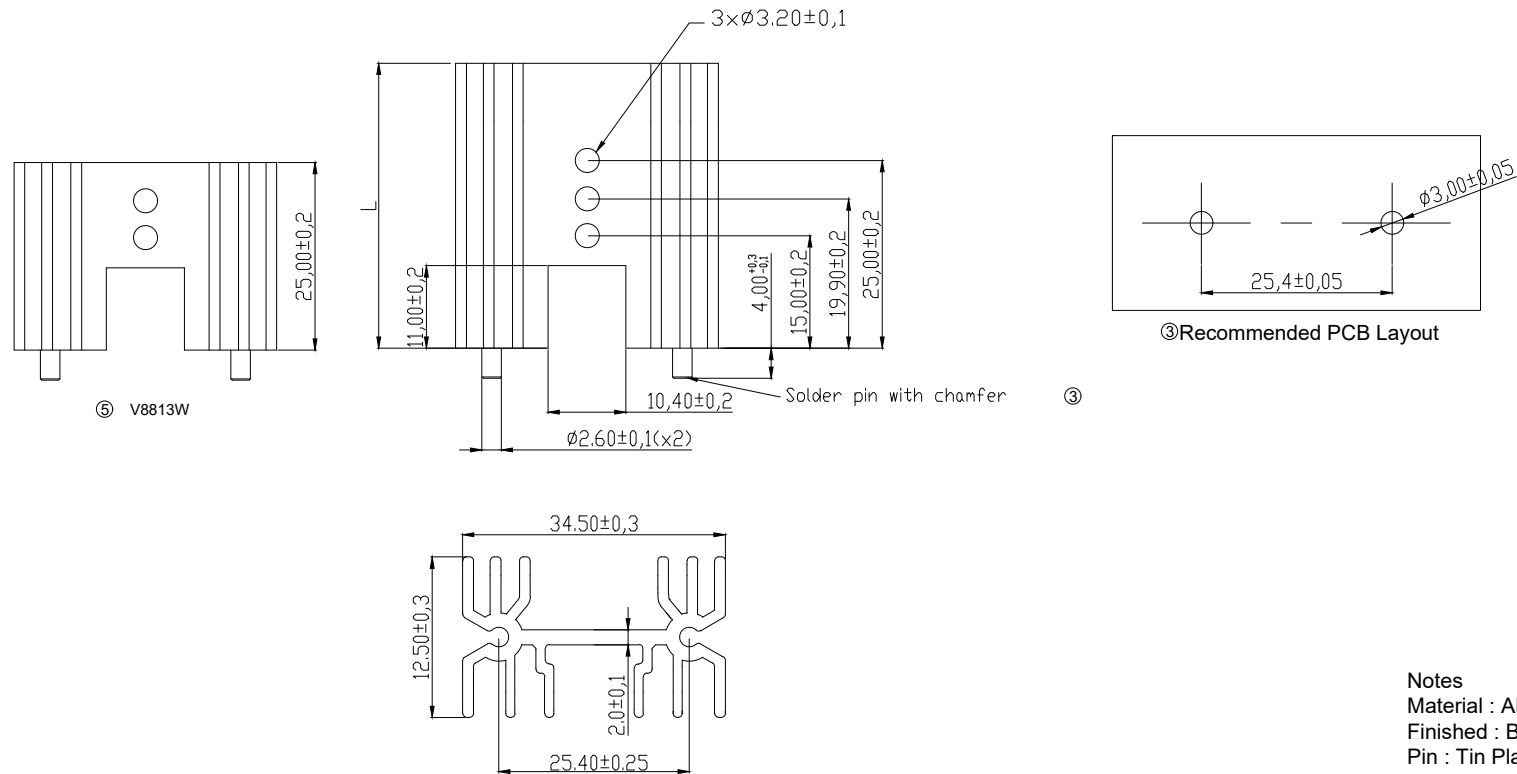
F

G

G

H

H



Notes
 Material : AL 6063
 Finished : Black Anodized
 Pin : Tin Plated

Option	L	④ Thermal resistance(K/W)
V8813W	25	11.4
V8813X	38	10.2
V8813Y	50	8.8

RoHS compliant

Unit:mm

Scale	Free	⑥	Add the thermal resistance curve at page 2	06.01.2023	Segal	Date	Name
TOLERANCE		⑤	Add drawing for V8813W	26.03.2019	Amy	Drawn	Segal
		④	Update thermal resistance	22.05.2018	Amy	Approved	Segal
Unit	±0.20	③	Add PCB layout information	24.02.2014	Amy		
DIM	TOL	②	Modify drawing layout	08.03.2010	Dean		
X.°	±X°	①	Drawn	11.08.2009	Dean		
X.X°	±X°	①	Drawn	11.08.2009	Dean		
Angle	TOL	Id.	Modification	Date	Name		

Description: Extrusion heat sink
L25.4xH12.5mm

ASSMANN WSW-No.

V8813x

Drawing-No.

ASS 0870 HS

rev06

Customer-No.

SHEET
1/2

1

2

3

4

5

6

7

1

2

3

4

5

6

7

A

B

C

D

E

F

A

B

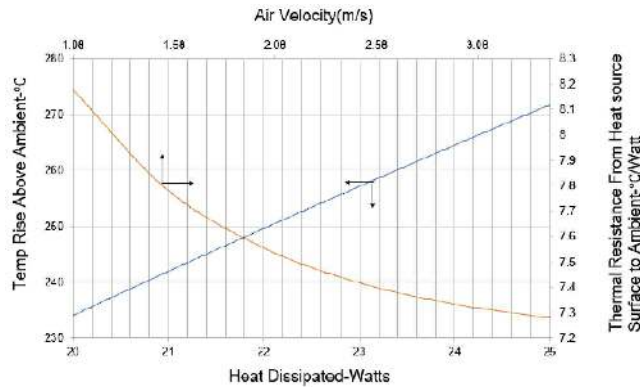
C

D

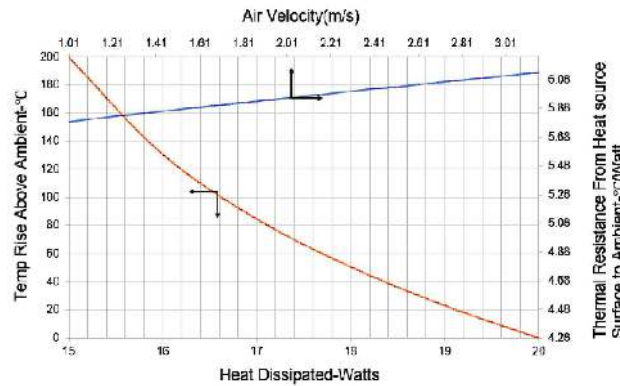
E

F

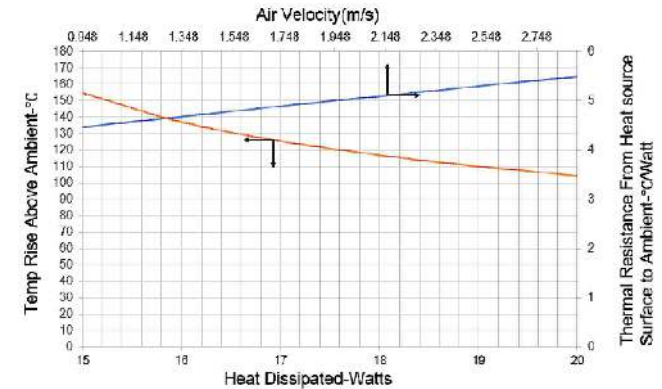
V8813W



V8813X



V8813Y



G

H

G

H

RoHS compliant

Unit:mm

Scale	Free	⑥	Add the thermal resistance curve at page 2	06.01.2023	Segal		Date	Name
TOLERANCE		⑤	Add drawing for V8813W	26.03.2019	Amy	Drawn	11.08.2009	Segal
		④	Update thermal resistance	22.05.2018	Amy	Approved	06.01.2023	Segal
Unit	±0.20	③	Add PCB layout information	24.02.2014	Amy			
DIM	TOL	②	Modify drawing layout	08.03.2010	Dean			
X.°	±X°	①	Drawn	11.08.2009	Dean			
X.X°	±X°	①	Drawn	11.08.2009	Dean			
Angle	TOL	Id.	Modification	Date	Name			

Description: Extrusion heat sink L25.4xH12.5mm

ASSMANN WSW-No. V8813x

Drawing-No. ASS 0870 HS rev06

Customer-No. SHEET 2/2

1

2

3

4

5

6

7