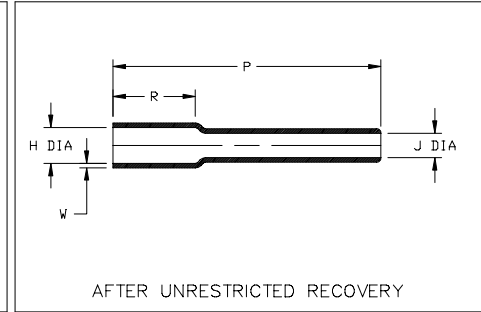
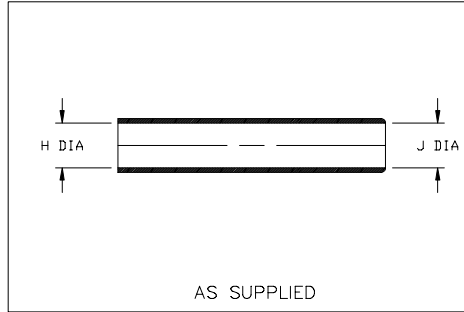


Thermofit[®] Molded Parts
 Specification Control Drawing
 Limited Distribution

Part Number : 203A021-X-04
 Description : Boot, Coax Strain Relief

NOTES

- All dimensions are in $\frac{\text{inches}}{\text{[millimeters]}}$
- Dimensions appearing in table are as follows:
 a - As Supplied
 b - After Unrestricted Recovery
- Coating is optional. As supplied dimensions appearing in table are for uncoated parts. When coating is added, entry diameters will be reduced by .06 max.



PART NUMBER	H		J		P	R	W
	Min	Max	Min	Max	±10%	±10%	±20%
	a	b	a	b	b	b	b
203A021-X-04	.50 [12,7]	.32 [8,1]	.50 [12,7]	.13 [3,3]	2.40 [61,0]	.75 [19,1]	.04 [1,02]

Raychem

RAYCHEM CORPORATION
 300 CONSTITUTION DRIVE
 MENLO PARK, CALIFORNIA 94025

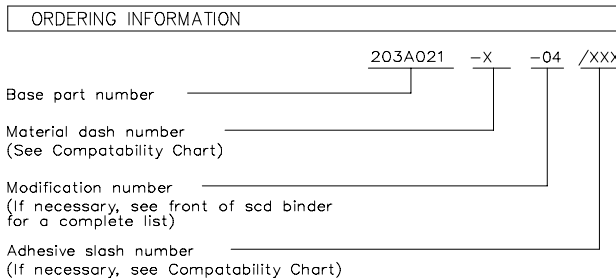
Revision : A
 Date : 6/18/97

Part Number : 203A021-X-04
 Description : Boot, Coax Strain Relief

Thermofit[®] Molded Parts
 Specification Control Drawing
 Limited Distribution

Part Number : 203A021-X-04
 Description : Boot, Coax Strain Relief

MATERIAL DASH NO.	MATERIAL DESCRIPTION	RT SPEC	COATING SLASH NO.	COATING S NO.	COATING DESCRIPTION
-25	Elastomer, Fluid Resistant	RT-1325	N/A		



THIS DRAWING IS SUBJECT TO CHANGE WITHOUT NOTICE; CONSULT YOUR
 NEAREST FIELD REPRESENTATIVE FOR CURRENT REVISION

If this document is printed it becomes uncontrolled.
 Check for the latest revision.

Raychem
 RAYCHEM CORPORATION
 300 CONSTITUTION DRIVE
 MENLO PARK, CALIFORNIA 94025

Revision : A
 Date : 6/18/97

Part Number : 203A021-X-04
 Description : Boot, Coax Strain Relief
 CAD FILE MP97117