ASS'Y PROC. A

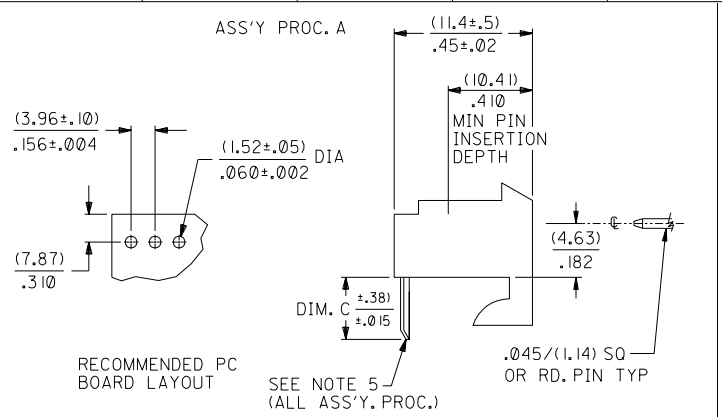

RECOMMENDED PC BOARD LAYOUT

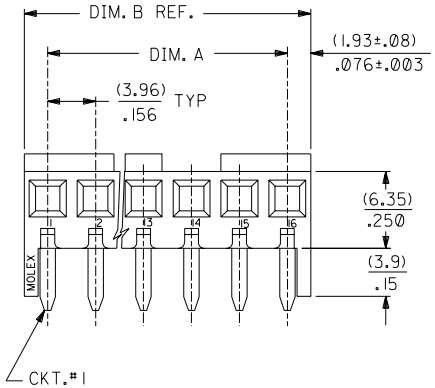

NOTES:

1. TERMINALS MUST CONFORM TO SOLDERABILITY SPEC. ES-152.
2. PARTS CONFORM TO PRODUCT SPEC 08-50.
3. HOUSING MATERIAL: NYLON, UL LISTED
4. "*" PRECEDING ENG. NO. IN CHARTS DESIGNATES STANDARD PRODUCT.
5. TERMINAL TAIL CENTERLINES ARE TO BE WITHIN (.30)/.012 OF EACH OTHER.
6. FOR KINKED PIN INFORMATION SEE SMES-42329-***.

ASS'Y PROC. B

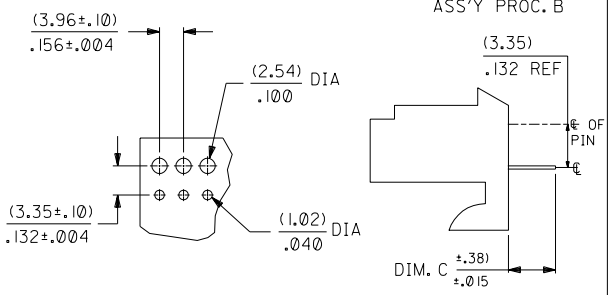

RECOMMENDED PC BOARD LAYOUT

ASS'Y PROC. C

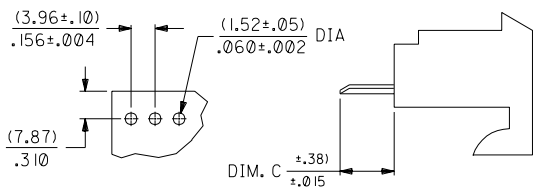

RECOMMENDED PC BOARD LAYOUT

ASS'Y. PROC. D
SEE NOTE 6

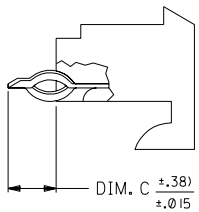

FOR PC BOARD LAYOUT
SEE ASS'Y PROCEDURE "C"

A - 2145 - * * N * * * - *

VOID LOCATION

ASS'Y. PROCEDURE

A=RIGHT ANGLE
B=BOTTOM ENTRY
C=TOP ENTRY
D=TOP ENTRY WITH KINKED TAIL
E=BOTTOM ENTRY WITH HOOKS CUT OFF
F=TOP ENTRY WITH HOOKS CUT OFF

HOUSING NO.

A=2145-N-AN
94V-2 NATURAL WITH RAMPS AND HOOKS

B=2145-NBK-AN
94V-2 DYED BLACK WITH RAMPS AND HOOKS

C=2145-A-AN
94V-0 NATURAL WITH RAMPS AND HOOKS

G=2145-N-CN
94V-2 NATURAL WITH HOOKS ONLY

H=2145-NGN-AN
94V-2 DYED GREEN WITH RAMPS AND HOOKS

J=2145-NYW-AN
94V-2 DYED YELLOW WITH RAMPS AND HOOKS

K=2145-NRD-AN
94V-2 DYED RED WITH RAMPS AND HOOKS

L=2145-N-AN-5
94V-2 NATURAL W/ RAMPS AND HOOKS MOLDED IN VOIDS

TERMINAL NO.

A=2144-AA-A1AA(*)B	(BRASS)	
B=2144-BA-A1AA(*)B	(PHOS BRONZE)	
C=2144-AA-A2AA(*)B	(BRASS)	
D=2144-BA-A2AA(*)B	(PHOS BRONZE)	
E=6298-A(*)	(PHOS BRONZE)	LOW FORCE
H=2188-(*)	(BRASS)	
J=2188-1(*)	(BRASS)	
K=4244-(*)	(BRASS)	
L=6298-(*)	(PHOS BRONZE)	
M=2144-BA-B1AA(*)B	(PHOS BRONZE)	LOW FORCE
N=4244-A(*)	(PHOS BRONZE)	

NO. OF CKTS.

PLATING

(102) 200 M.I. MIN TIN OVER 100 M.I. MIN COPPER
(587) SELECT GOLD 15 M.I. MIN
SELECT TIN-LEAD 75 M.I. MIN. OVER 50 M.I. MIN NICKEL

PACKAGING CODE

BLANK=BULK PACK
A=TUBE PACK PER PK-40873-0026

NO. OF CKTS.	DIM. A	DIM. B	KINK PIN LOCATION (ASSY. PROC. D ONLY)
2	(3.96 ± .13) .156 ± .005	(7.82) .308	N/A
3	(7.92 ± .13) .312 ± .005	(11.79) .464	N/A
4	(11.89 ± .13) .468 ± .005	(15.75) .620	1, 2 3, 4
5	(15.85 ± .13) .624 ± .005	(19.71) .776	2, 3 4, 5
6	(19.81 ± .13) .780 ± .005	(23.67) .932	2, 3 4, 5
7	(23.77 ± .25) .936 ± .010	(27.64) 1.088	2, 3 5, 6
8	(27.74 ± .25) 1.092 ± .010	(31.60) 1.244	2, 3 6, 7
9	(31.70 ± .25) 1.248 ± .010	(35.56) 1.400	2, 3 7, 8
10	(35.66 ± .25) 1.404 ± .010	(39.52) 1.556	2, 3 8, 9
11	(39.62 ± .25) 1.560 ± .010	(43.48) 1.712	2, 3 9, 10
12	(43.59 ± .25) 1.716 ± .010	(47.45) 1.868	2, 3 10, 11
13	(47.55 ± .25) 1.872 ± .010	(51.41) 2.024	2, 3 11, 12
14	(51.51 ± .36) 2.028 ± .014	(55.37) 2.180	2, 3 12, 13
15	(55.47 ± .36) 2.184 ± .014	(59.33) 2.336	2, 3 13, 14
16	(59.44 ± .36) 2.340 ± .014	(63.30) 2.492	2, 3 14, 15

20	U	2145
19	T	
18	U7	
17	M	
16	T6	
15	T	
14	T2	
13	U6	
12	U5	
11	R3	
10	U	
9	T	
8	T	
7	U3	
6	U	
5	U	
4	U	
3	U	
2	U	
1	U7	
MFG.	SH.	REV.

ASS'Y PROC. E & F

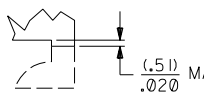

(FOR PC BOARD LAYOUTS SEE ASS'Y PROCEDURES "B" & "C" RESPECTIVELY)

LTR.	REVISIONS	LTR.	REVISIONS
		U7	REL AANN102 UCP2003-0130 7/22/2002 SAMIEC
		U6	REL FANA503 UCR2001-0247 9-18-00 SAMIEC

DIMENSIONS SHOWN (METRIC) INCH
UNLESS OTHERWISE SPECIFIED TOLERANCES: ANGULAR ± 1/2°

	INCH	METRIC
3 PLACE	± .010	---
2 PLACE	± .014	± 0.25
1 PLACE	---	± 0.36

DRAFT WHERE APPLICABLE MUST REMAIN WITHIN DIMENSIONS

DRWG. BY PEREZ-ARGUETA | CHK'D. BY PATEL
APP'D. BY LENZ | SCALE :

▽ = 0 ▼ = 0 REVISE ONLY ON CAD SYSTEM

TITLE
HOUSING ASS'Y, P.C. TAIL
(3.96)/.156 ℄
2145 SERIES DRAWING

molex MOLEX INCORPORATED
LISLE, ILL. 60532 U.S.A.

SHEET NO. 1 OF 20 | DATE 7 /9 /87

PART NO. SEE CHART | DRWG. NO. SDA-2145

FILE NAME S2145X1

THIS DRAWING CONTAINS INFORMATION THAT IS PROPRIETARY TO MOLEX INC. AND SHOULD NOT BE USED WITHOUT WRITTEN PERMISSION.

DIV. C | SIZE C

2145

ENG. NO.	HOUSING NO.	TERMINAL NO.	DIM. C	EDP NO SHT/COL
A-2145-AANB(P913)-*	2145-N-AN	2144-BA-A1AA(P913)B	(3.68) / .145	18 / 1
A-2145-AANN(102)-*	2145-N-AN	4244-A(102)	(3.68) / .145	18 / 2
A-2145-ALNA(102)-5	2145-N-AN-5	2144-AA-A1AA(102)B	(3.68) / .145	18 / 3
A-2145-CGNA(P913)-*	2145-N-CN	2144-AA-A1AA(P913)B	(3.05) / .120	18 / 4
A-2145-BGNH(P913)-*	2145-N-CN	2188-(P913)	(4.06) / .160	19 / 1
A-2145-AANM(P913)-*	2145-N-AN	2144-BA-B1AA(P913)B	(3.68) / .145	19 / 2
A-2145-BANE(P913)-*	2145-N-AN	6298-A(P913)	(4.06) / .160	19 / 3
A-2145-CANM(P913)-*	2145-N-AN	2144-BA-B1AA(P913)B	(3.05) / .120	19 / 4
A-2145-BANJ(P913)-*	2145-N-AN	2188-1(P913)	(3.20) / .126	20 / 1
A-2145-CANB(P913)-*	2145-N-AN	2144-BA-A1AA-(P913)	(3.05) / .120	20 / 2

LTR.	REVISIONS	LTR.	REVISIONS
	SEE SHEET 1	M2	SEE SHEET 1
	SEE SHEET 1	M	SEE SHEET 1
	SEE SHEET 1	L	SEE SHEET 1
U	SEE SHEET 1	J3	SEE SHEET 1
T5	SEE SHEET 1	J2	SEE SHEET 1
T	SEE SHEET 1	J1	SEE SHEET 1
M5	SEE SHEET 1	A	SEE SHEET 1

DIMENSIONS SHOWN (METRIC) INCH

UNLESS OTHERWISE SPECIFIED TOLERANCES: ANGULAR ± 1/2°

	INCH	METRIC
3 PLACE	±	
2 PLACE	±	±
1 PLACE		±

DRAFT WHERE APPLICABLE MUST REMAIN WITHIN DIMENSIONS

DRWG. BY PEREZ-ARGUETA | CHK'D. BY PATEL
APP'D. BY LENZ | SCALE :

▽ = 0 ▼ = 0 **REVISE ONLY ON CAD SYSTEM**

TITLE HOUSING ASS'Y, P.C. TAIL (3.96)/.156 ℄ 2145 SERIES DRAWING

MOLEX INCORPORATED LISLE, ILL. 60532 U.S.A.

SHEET NO. 6 | DATE 7 /9 /87

PART NO. SEE CHART | DRWG. NO. SDA-2145

FILE NAME S2145X6

THIS DRAWING CONTAINS INFORMATION THAT IS PROPRIETARY TO MOLEX INC. AND SHOULD NOT BE USED WITHOUT WRITTEN PERMISSION.

DIV. KK | SIZE C

2145

A-2145-BGNH(P913)-*			A-2145-AANM(P913)-*			A-2145-BANE(P913)-*			A-2145-CANM(P913)-*		
PART NO.	ENG. NO (SUFFIX ONLY)	VOID CKT.	PART NO.	ENG. NO (SUFFIX ONLY)	VOID CKT.	PART NO.	ENG. NO (SUFFIX ONLY)	VOID CKT.	PART NO.	ENG. NO (SUFFIX ONLY)	VOID CKT.
	-BG2H(P913)			-AA2M(P913)			-BA2E(P913)			-CA2M(P913)	
	-BG3H(P913)			-AA3M(P913)			-BA3E(P913)			-CA3M(P913)	
	-BG4H(P913)			-AA4M(P913)			-BA4E(P913)			-CA4M(P913)	
09-52-2056	-BG5H(P913)			-AA5M(P913)			-BA5E(P913)			-CA5M(P913)	
	-BG6H(P913)			-AA6M(P913)			-BA6E(P913)			-CA6M(P913)	
	-BG7H(P913)			-AA7M(P913)			-BA7E(P913)			-CA7M(P913)	
	-BG8H(P913)			-AA8M(P913)			-BA8E(P913)			-CA8M(P913)	
	-BG9H(P913)			-AA9M(P913)			-BA9E(P913)			-CA9M(P913)	
	-BG10H(P913)			-AA10M(P913)			-BA10E(P913)			-CA10M(P913)	
	-BG11H(P913)			-AA11M(P913)			-BA11E(P913)			-CA11M(P913)	
	-BG12H(P913)			-AA12M(P913)			-BA12E(P913)			-CA12M(P913)	
	-BG13H(P913)			-AA13M(P913)			-BA13E(P913)			-CA13M(P913)	
	-BG14H(P913)			-AA14M(P913)			-BA14E(P913)			-CA14M(P913)	
	-BG15H(P913)			-AA15M(P913)			-BA15E(P913)			-CA15M(P913)	
	-BG16H(P913)			-AA16M(P913)			-BA16E(P913)			-CA16M(P913)	

COLUMN NO. 1	CON'T. IN COLUMN NO. _ SHEET NO. __	COLUMN NO. 2	CON'T. IN COLUMN NO. _ SHEET NO. __	COLUMN NO. 3	CON'T. IN COLUMN NO. _ SHEET NO. __	COLUMN NO. 4	CON'T. IN COLUMN NO. _ SHEET NO. __

LTR.	REVISIONS	LTR.	REVISIONS
____	SEE SHEET 1	____	SEE SHEET 1
____	SEE SHEET 1	____	SEE SHEET 1
____	SEE SHEET 1	____	SEE SHEET 1
____	SEE SHEET 1	____	SEE SHEET 1
____	SEE SHEET 1	____	SEE SHEET 1
____	SEE SHEET 1	I___	SEE SHEET 1
____	SEE SHEET 1	M5__	SEE SHEET 1

DIMENSIONS SHOWN (METRIC) INCH

UNLESS OTHERWISE SPECIFIED TOLERANCES: ANGULAR ± 1/2°

	INCH	METRIC
3 PLACE	±	
2 PLACE	±	±
1 PLACE		±

DRAFT WHERE APPLICABLE MUST REMAIN WITHIN DIMENSIONS

DRWG. BY JJS
CHK'D BY PATEL
APP'D. BY LENZ
SCALE __:__

▽ = Ø ▼ = Ø **REVISE ONLY ON CAD SYSTEM**

TITLE
HOUSING ASSY, P.C. TAIL
(3.96)/.156 ℄
2145 SERIES DRAWING

MOLEX INCORPORATED
LISLE, ILL. 60532 U.S.A.

SHEET NO. 19
DATE 12/1/89

PART NO. SEE CHART
DRWG. NO. SDA-2145

FILE NAME S2145X19

THIS DRAWING CONTAINS INFORMATION THAT IS PROPRIETARY TO MOLEX INC. AND SHOULD NOT BE USED WITHOUT WRITTEN PERMISSION.

DIV. KK
SIZE C