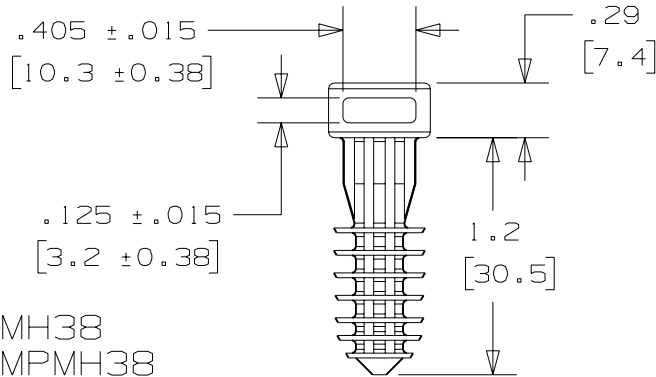
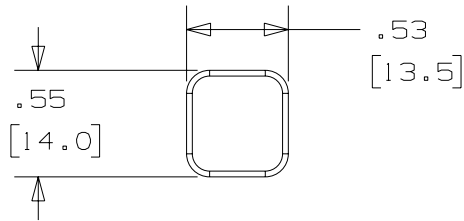
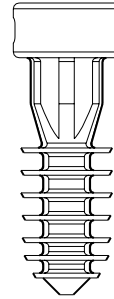


THIS COPY IS PROVIDED ON A RESTRICTED BASIS AND IS NOT TO BE USED IN ANY WAY DETRIMENTAL TO THE INTERESTS OF PANDUIT CORP.

PANDUIT PART NO. *	USE WITH CABLE TIE	HOLE SIZE inch / (mm)	WEIGHT lbs / 100 (g) / pcs
MPMS19-	M, I, S, SG100M, SG1501, SG200S, SG250S, SG300S, SG370S	0.187 dia x 1.25 deep (5.0 dia x 31.8 deep)	0.18 (83)
SGMPMS19-			
MPMH38-	M, I, S, LH, H, SG100M, SG1501, SG200S, SG250S, SG300S, SG370S, SG350LH, SG450H	0.375 dia x 1.50 deep (10.0 dia x 38.1 deep)	0.464 (210.6)
SGMPMH38-			



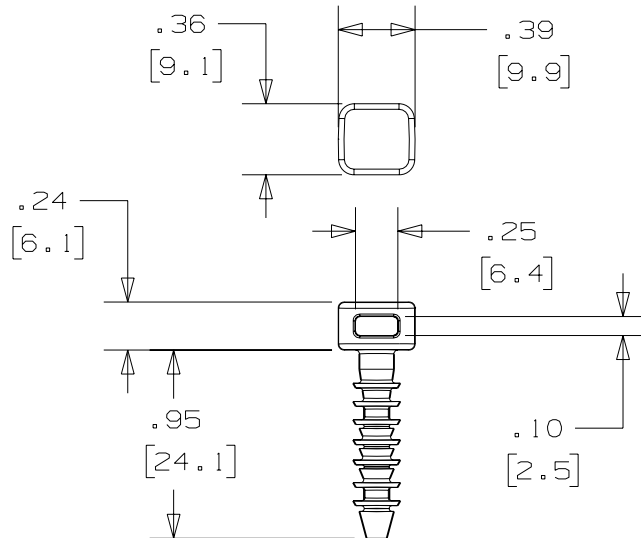
MPMH38
SGMPMH38



NOTES:

- SEE CURRENT PRICE SHEET FOR PART NUMBER SUFFIX DESIGNATION FOR PACKAGE SIZE.
- MATERIAL: WEATHER RESISTANT NYLON 6/6
COLOR: BLACK

MPMS19
SGMPMS19



DIMENSIONS IN BRACKETS ARE METRIC [mm]

CAD FILENAME/LAYERS

G002391G_PB_MPM_01

PANDUIT

CORP. TINLEY PARK, ILLINOIS

MASONRY PUSH MOUNT
(MPMS19-, SGMPMS19-, MPMH38-, SGMPMH38-)

UNLESS OTHERWISE SPECIFIED,
DIMENSIONAL TOLERANCES ARE:
(.X) ±0.05 (1.3) (.XXX) ±0.010 (0.25)
(.XX) ±0.02 (0.5) ANGLES ± 5°

UNLESS OTHERWISE SPECIFIED,
ALL DIMENSIONS ARE GIVEN
IN INCHES, THIRD ANGLE PROJECTION.

DRAWN BY JAD

MAT'L:

SCALE NONE

DATE 9/24/03

SEE NOTE 2

DRAWING NO.

G002391G

DWG
A
SIZE

1	6-20-06	TMSA		ADDED PART NUMBER SGMPMH38 & SGMPMS19 REVISED DIMENSIONS FOR SGMPMS19, SGMPMH38	GB02391G	1			
REV	DATE	BY	CHK	DESCRIPTION	ECN	R	CUST	SUP	