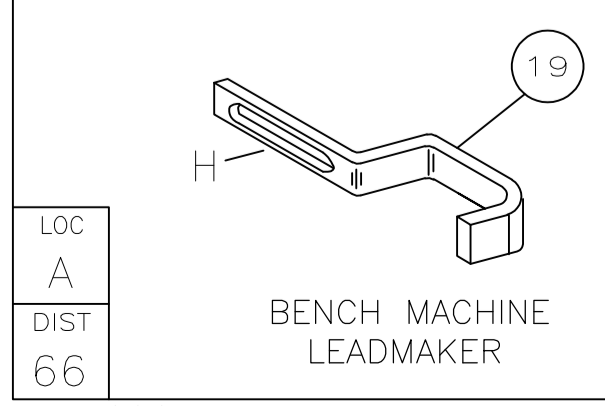
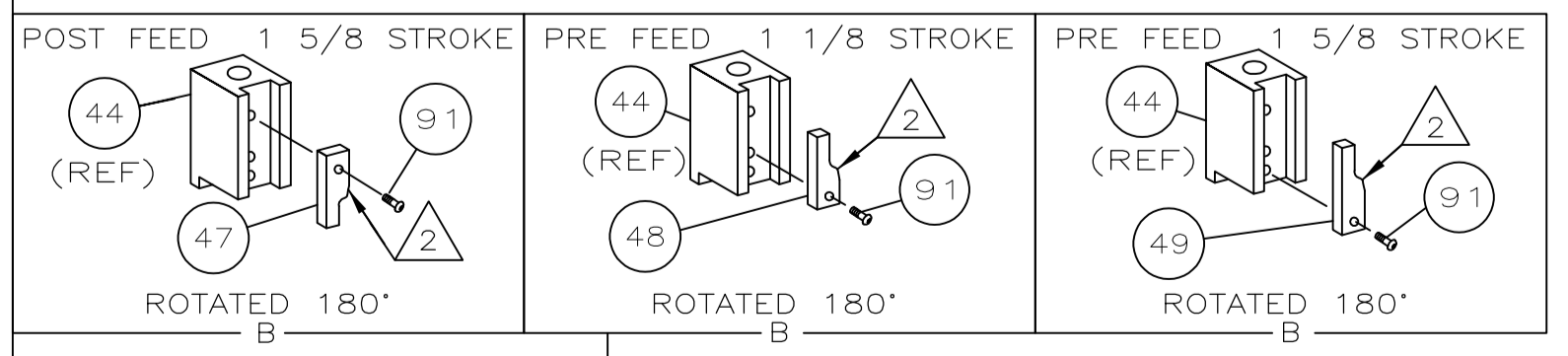
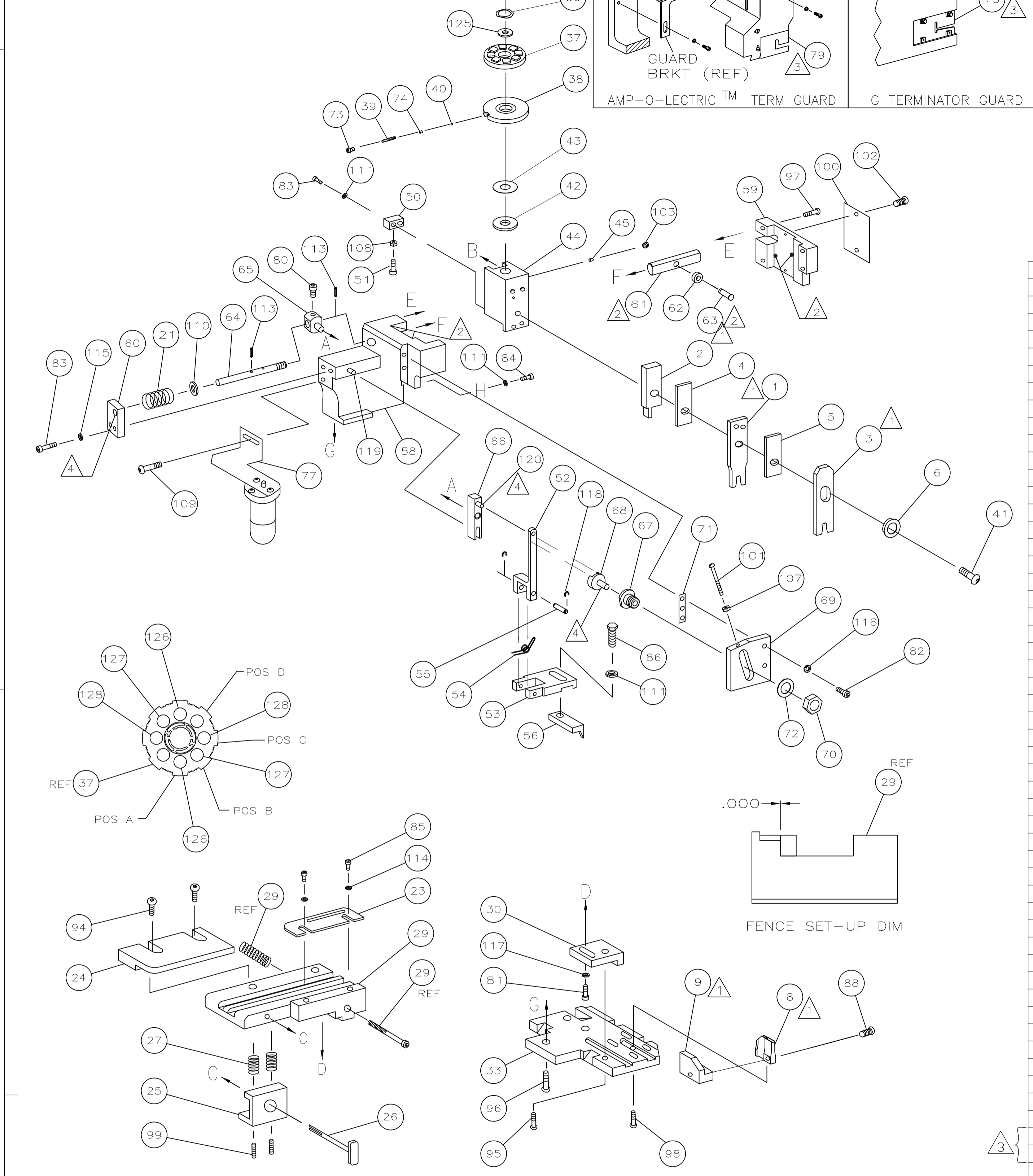


DIMENSIONING AND TOLERANCING PER ASME Y14.5M (ISO STANDARDS). THIS DRAWING IS A CONTROLLED DOCUMENT.

PART NUMBER	REV	FIRST USED
1385479-1	C	122500-1
1385479-2	C	565435-5
1385479-3	C	354500-1



LOC A  
DIST 66

- 1 RECOMMENDED SPARE PARTS.
- 2 GREASE LIGHTLY.
- 3 GUARD MUST BE IN PLACE WHEN OPERATING APPLICATOR IN A BENCH MACHINE.
- 4 LUBRICATE DAILY USING NO. 20 MACHINE OIL.
- 5. ITEMS WITH QTY OF REF SPECIFIED (EXCEPT ITEMS 78 AND 79) ARE USED ON ITEM 46.

TERMINAL NAME: Ø.093 PIN & SOCKET			
AMP TERM PN	MFR TERM PN	MOLEX TERMINAL	
SOCKET		CRIMP HEIGHT	
1572149-1	02-09-1142	A	.034 ±.002 [0.86 ±0.05mm]
1572149-2	02-09-5146	B	.033 ±.002 [0.84 ±0.05mm]
PIN		WIRE SIZE	
1572239-1	02-09-2141	C	.031 ±.002 [0.79 ±0.05mm]
1572239-2	02-09-6144	D	.030 ±.002 [0.76 ±0.05mm]
		CRIMP	SIZE
		WIRE	.055 [1.40mm]
		INSUL	.070 [1.78mm]
		FEED	APPL INSTRUCTION
WIRE STRIP LENGTH	TERM APPL SPEC	FEED	APPL INSTRUCTION
.266-.297	NONE	.498	408-8040
		SET UP GAGE	LAYOUT
		458637-1	L2714

QTY	REF	REF	REF	REF	DESCRIPTION	ITEM NO
2	2	2	-	4-354779-0	PIN, WIRE DISC (.3190)D	129
2	2	2	-	3-354779-8	PIN, WIRE DISC (.3180)C	128
2	2	2	-	3-354779-0	PIN, WIRE DISC (.3140)B	127
2	2	2	-	2-354779-8	PIN, WIRE DISC (.3130)A	126
1	1	1	-	986950-1	WASHER, FLAT PRECISION	125
1	1	1	-	217238-1	GENERAL INSTRUCTION PACKAGE	124
1	1	1	-	4088040	SF APPL INST 408-8040	123
						122
						121
REF	REF	REF	-	1-21030-1	PIN,DOWEL(Ø.187x.50)LEVER	120
REF	REF	REF	-	1-21030-6	PIN,DOWEL(Ø.187x1.25)HOUSING	119
REF	REF	REF	-	21045-3	RING,RET "C"(Ø.187)FD FING PIN	118
3	3	3	-	21024-5	WASHER, LOCK(#10)ADJ BLOCK	117
REF	REF	REF	-	21024-5	WASHER,LOCK(#10)ADJ PLATE	116
REF	REF	REF	-	21024-5	WASHER,LOCK(#10)FEED GDE ROD	115
2	2	2	-	21024-2	WASHER,LOCK(#4)FRONT STP GUIDE	114
REF	REF	REF	-	5-21028-1	PIN,SLT SPR(Ø.125x.50)ADJ ROD	113
						112
4	4	4	-	21024-4	WASHER,LOCK(#8)STRIPPER	111
REF	REF	REF	-	21899-4	WASHER,FLAT(Ø5/16)SCREW ADJ	110
-	1	-	-	2-21002-6	SCR,BHC(10-32x.38)LUBE ASSY	109
						108
REF	REF	REF	-	21068-5	NUT,HEX(6-32)FEED ADJ	107
						106
						105
						104
1	1	1	-	21009-2	SCR,SKT SET(1/4-20x.25 LW)RAM	103
2	2	2	-	21017-2	SCR,DRIVE(#2x.19)ID PLATE	102
REF	REF	REF	-	6-23715-5	SCR,PAN HD(6-32x1.50)FEED ADJ	101
1	1	1	-	461264-1	PLATE, IDENTIFICATION	100
2	2	2	-	5-21006-6	SCR,SET(10-32x.75)DRAG	99
1	1	1	-	22733-8	SCR,BHC(8-32x.38 LW)ANVIL	98
REF	REF	REF	-	2-21002-9	SCR,BHC(10-32x.75)CAP	97
REF	REF	REF	-	2-22733-8	SCR,BHC(1/4-20x.62)HOUSING	96
REF	REF	REF	-	2-21002-7	SCR,BHC(10-32x.50)SG ADJ BLOCK	95
2	2	2	-	2-21002-2	SCR,BHC(8-32x.50)TERM H DWN	94
						93
						92
1	1	1	-	1-21002-7	SCR,BHC(6-32x.38)CAM	91
						90
						89
1	1	-	-	3-21000-0	SCR,SHC(8-32x.88)SHEAR	88
REF	REF	REF	-	3-21000-7	SCR, SHC(10-32x.75)FEED ROD	87
1	1	1	-	2-22603-1	SCR,HEX HD(8-32x.38)FEED FINGER	86
2	2	2	-	1-21000-4	SCR,SHC(4-40x.38)FR ST GUIDE	85
1	1	1	-	2-21000-7	SCR,SHC(8-32x.50)STRIPPER	84
2	2	2	-	2-21000-7	SCR,SHC(8-32x.50)HOLDDOWN	83
REF	REF	REF	-	3-21000-6	SCR,SHC(10-32x.62)FD ADJ BLK	82
1	1	1	-	3-21000-4	SCR,SHC(10-32x.38)SG ADJ BL	81
REF	REF	REF	-	3-21000-4	SCR,SHC(10-32x.38)PIVOT BLK	80
-	REF	-	-	455749-1	GUARD, WINDOW	79
REF	-	-	-	679532-1	INSERT, GUARD	78
-	1	-	-	1-465184-0	LUBRICATOR ASSY	77
						76
						75
1	1	1	-	690603-1	SPRING, ASSIST	74
1	1	1	-	23030-1	SCR,SHC(6-32x.25 SL)INS DISC	73
REF	REF	REF	-	458109-1	WASHER, SPECIAL	72
REF	REF	REF	-	690517-1	SPACER	71

QTY	REF	REF	REF	REF	PART NO	DESCRIPTION	ITEM NO
-3	-2	-1	U/M				

P LTR				REVISION RECORD				DATE				DWN				APVD			
C	ECR-12-007035	4-2012	MY	GB															

-1	LEADMAKER	MECH POST FEED
-2	BENCH MODEL K	MECH PRE FEED
-3	BENCH MODEL G	MECH PRE FEED

QTY	REF	REF	REF	REF	PART NO	DESCRIPTION	ITEM NO
					22594-8	NUT,HEX(1/2-20)	70
					240628-1	PLATE, ADJUSTMENT	69
					240626-1	SHAFT, PIVOT	68
					240633-1	BUSHING	67
					455680-1	LEVER, INTERMEDIATE	66
					240629-1	BLOCK, PIVOT	65
					240632-2	SCREW, ADJ FEED ROD	64
					240659-3	PIN, CAM ROLLER	63
					240658-1	ROLLER, CAM	62
					454398-2	ROD, FEED	61
					454178-1	GUIDE, FEED ROD	60
					454220-1	CAP, RAM	59
					454485-1	HOUSING	58
							57
1	1	1	-	1-694433-7	PAWL, FEED	56	
REF	REF	REF	-	240624-1	PIN, FEED FINGER	55	
REF	REF	REF	-	691499-1	SPRING, FEED FINGER	54	
REF	REF	REF	-	690541-1	HOLDER, FEED FINGER	53	
REF	REF	REF	-	455679-1	LEVER, TERMINAL FEED ARM	52	
1	1	1	-	811242-2	BUMPER, HOLDDOWN	51	
1	1	1	-	690753-1	SPACER, TONKER	50	
1	-	-	-	690602-6	CAM, PRE-FEED 1 5/8 ST	49	
-	1	-	-	690602-5	CAM, PRE-FEED 1 1/8 ST	48	
-	-	1	-	690501-4	CAM, POST-FEED 1 5/8 ST	47	
1	1	1	-	459456-1	APPLICATOR, BASIC (SUBASSY)	46	
1	1	1	-	690191-1	PLUG, NYLON	45	
1	1	1	-	455673-8	RAM	44	
1	1	1	-	690125-1	WASHER, LAMINATED	43	
1	1	1	-	690124-1	WASHER, RAM	42	
1	1	1	-	690686-2	BOLT, CRIMPER(5/16x1.00)	41	
1	1	1	-	23241-6	BALL, STEEL	40	
1	1	1	-	690170-1	SPRING, COMPRESSION	39	
1	1	1	-	690142-1	DISC, INSULATION	38	
1	1	1	-	354777-1	WIRE DISC, PLASTIC	37	
1	1	1	-	22480-5	WASHER, SPRING	36	
1	1	1	-	690212-1	POST, RAM	35	
						34	
REF	REF	REF	-	455675-1	PLATE, BASE	33	
						32	
						31	
REF	REF	REF	-	455689-1	BLOCK, STRIP GUIDE ADJ	30	
1	1	1	-	1-318756-1	PLATE, STRIP GUIDE	29	
						28	
2	2	2	-	8-22281-7	SPRING, DRAG	27	
1	1	1	-	690546-1	LEVER, DRAG RELEASE	26	
1	1	1	-	3-690754-7	DRAG, TERMINAL	25	
1	1	1	-	1320860-4	GUIDE, STRIP (REAR)	24	
1	1	1	-	1-690712-4	GUIDE, STRIP (FRONT)	23	
						22	
REF	REF	REF	-	4-22284-9	SPRING, FEED RETURN	21	
						20	
1	1	1	-	1-458230-5	STRIPPER	19	
						18	
						17	
						16	
						15	
						14	
						13	
						12	
						11	
						10	
1	1	1	-	2-853714-0	PLATE, REAR SHEAR	9	
1	1	1	-	1633053-1	ANVIL	8	
						7	
1	1	1	-	238009-4	SPACER, BLOCK CRIMPER	6	
1	1	1	-	455888-4	SPACER, CRIMPER	5	
1	1	1	-	455888-2	SPACER, CRIMPER	4	
1	1	1	-	4-683454-1	CRIMPER, INSULATION	3	
1	1	1	-	1-853720-4	BLADE, SLUG	2	
1	1	1	-	1-456402-8	CRIMPER, WIRE	1	

QTY	REF	REF	REF	REF	PART NO	DESCRIPTION	ITEM NO
-3	-2	-1	U/M				

P LTR				REVISION RECORD				DATE				DWN				APVD			
C	ECR-12-007035	4-2012	MY	GB															

DIMENSIONS: INCHES  
 TOLERANCES UNLESS OTHERWISE SPECIFIED:  
 0 PLC ±.000  
 1 PLC ±.005  
 2 PLC ±.010  
 3 PLC ±.020  
 4 PLC ±.030

ANGLE: 45°  
 SURFACE TEXTURE: ✓

DWG: B.HIGMAN  
 CHK: B.HIGMAN  
 APVD: T.BENCHOFF  
 NAME: BENCHOFF

23SEP10Z MATERIAL: HEAT TREAT:

**STE** TE Connectivity

SCALE: A1 SIZE: 1385479 SHEET: 1 of 1 REV: C

SIDE FEED HDM APPLICATOR

CUSTOMER ACCESSIBLE PRODUCTION DRAWING