
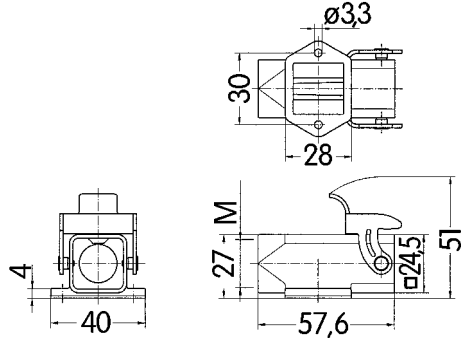


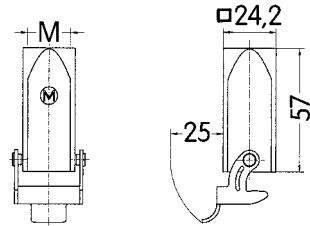

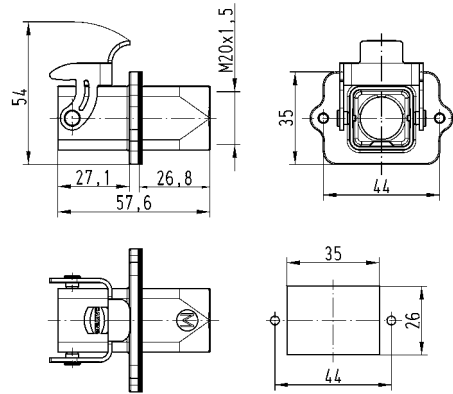


Housings

Identification	Cable entry	Cable diameter (mm)	Part number	Drawing (dimensions in mm)
<p>Han A®, Surface mounted housing, Open bottom, Top entry, IP44, IP65 / IP67 with seal screw 09 20 000 9918</p> 	1x M20		19 20 003 1250	 <p>Panel cut out 22 x 22 mm</p>
<p>Han A®, Surface mounted housing, Bottom closed, Top entry, IP44, IP65 / IP67 with seal screw 09 20 000 9918</p> 	1x M20		19 20 003 1252	
<p>Han A®, Cable to cable housing, Top entry, IP44, IP65 / IP67 with seal screw 09 20 000 9918</p> 	1x M20 1x M25		19 20 003 1750 19 20 003 1755	
<p>Han A®, Panel feed through housing, Top entry, IP44, IP65 / IP67 with seal screw 09 20 000 9918</p> 	1x M20		19 20 003 1120	 <p>Panel cut out</p>