

Printed-circuit board connector - FRONT-GMSTB 2,5/ 3-STF-7,62 - 1805990

Please be informed that the data shown in this PDF Document is generated from our Online Catalog. Please find the complete data in the user's documentation. Our General Terms of Use for Downloads are valid (<http://download.phoenixcontact.com>)

Plug component, Nominal current: 12 A, Rated voltage (III/2): 630 V, Number of positions: 3, Pitch: 7.62 mm, Connection method: Screw connection, Color: green, Contact surface: Tin




The figure shows a 10-position version of the product

Why buy this product

- Plug-in direction parallel to the conductor axis
- Plugs for 630 V applications (III/2)
- FRONT-GMSTB 2,5 plug with front screw connection



Key commercial data

Packing unit	1
Minimum order quantity	50
Catalog page	Page 307 (CC-2011)
GTIN	 4 017918 046682
Custom tariff number	85366990
Country of origin	GERMANY

Technical data

Dimensions / positions

Pitch	7.62 mm
Dimension a	15.24 mm
Number of positions	3
Screw thread	M3
Tightening torque, min	0.5 Nm
Tightening torque max	0.6 Nm

Technical data

Range of articles	FRONT-GMSTB 2,5/..-STF
Insulating material group	I
Rated surge voltage (III/3)	6 kV

Printed-circuit board connector - FRONT-GMSTB 2,5/ 3-STF-7,62 - 1805990

Technical data

Technical data

Rated surge voltage (III/2)	6 kV
Rated surge voltage (II/2)	6 kV
Rated voltage (III/2)	630 V
Rated voltage (II/2)	1000 V
Connection in acc. with standard	EN-VDE
Nominal current I _N	12 A
Nominal voltage U _N	400 V
Nominal cross section	2.5 mm ²
Maximum load current	12 A
Insulating material	PA
Inflammability class according to UL 94	V0
Internal cylindrical gage	A3
Stripping length	7 mm
Nominal voltage, UL/CUL Use Group B	250 V
Nominal current, UL/CUL Use Group B	12 A
Nominal voltage, UL/CUL Use Group D	300 V
Nominal current, UL/CUL Use Group D	10 A

Connection data

Conductor cross section solid min.	0.2 mm ²
Conductor cross section solid max.	2.5 mm ²
Conductor cross section stranded min.	0.2 mm ²
Conductor cross section stranded max.	2.5 mm ²
Conductor cross section stranded, with ferrule without plastic sleeve min.	0.25 mm ²
Conductor cross section stranded, with ferrule without plastic sleeve max.	2.5 mm ²
Conductor cross section stranded, with ferrule with plastic sleeve min.	0.25 mm ²
Conductor cross section stranded, with ferrule with plastic sleeve max.	2.5 mm ²
Conductor cross section AWG/kcmil min.	24
Conductor cross section AWG/kcmil max	12
2 conductors with same cross section, solid min.	0.2 mm ²
2 conductors with same cross section, solid max.	1.5 mm ²
2 conductors with same cross section, stranded min.	0.2 mm ²
2 conductors with same cross section, stranded max.	1.5 mm ²
2 conductors with same cross section, stranded, ferrules without plastic sleeve, min.	0.25 mm ²
2 conductors with same cross section, stranded, ferrules without plastic sleeve, max.	1 mm ²
2 conductors with same cross section, stranded, TWIN ferrules with plastic sleeve, min.	0.5 mm ²

Printed-circuit board connector - FRONT-GMSTB 2,5/ 3-STF-7,62 - 1805990

Technical data

Connection data

2 conductors with same cross section, stranded, TWIN ferrules with plastic sleeve, max.	1 mm ²
Minimum AWG according to UL/CUL	30
Maximum AWG according to UL/CUL	12

Classifications

eclass

eCl@ss 4.0	272607xx
eCl@ss 4.1	27260701
eCl@ss 5.0	27260701
eCl@ss 5.1	27260701
eCl@ss 6.0	27260704
eCl@ss 7.0	27440402

etim

ETIM 3.0	EC001121
ETIM 4.0	EC002638
ETIM 5.0	EC002638

unspsc

UNSPSC 6.01	30211810
UNSPSC 7.0901	39121409
UNSPSC 11	39121409
UNSPSC 12.01	39121409
UNSPSC 13.2	39121409

Approvals

Approvals

Approvals

CSA / UL Recognized / VDE report with production monitoring / cUL Recognized / GOST / IECEE CB Scheme / cULus Recognized

Ex Approvals

Approvals submitted

Approval details

Printed-circuit board connector - FRONT-GMSTB 2,5/ 3-STF-7,62 - 1805990

Approvals

CSA

	B	D
mm ² /AWG/kcmil	22-12	22-12
Nominal current I _N	10 A	10 A
Nominal voltage U _N	300 V	300 V

UL Recognized

	B	D
mm ² /AWG/kcmil	30-12	30-12
Nominal current I _N	12 A	10 A
Nominal voltage U _N	250 V	300 V

VDE report with production monitoring

mm ² /AWG/kcmil	0.34-2.5
Nominal current I _N	12 A
Nominal voltage U _N	400 V

cUL Recognized

	B	D
mm ² /AWG/kcmil	30-12	30-12
Nominal current I _N	12 A	10 A
Nominal voltage U _N	250 V	300 V


GOST

IECEE CB Scheme

mm ² /AWG/kcmil	0.34-2.5
Nominal current I _N	12 A
Nominal voltage U _N	400 V

Printed-circuit board connector - FRONT-GMSTB 2,5/ 3-STF-7,62 - 1805990

Approvals

cULus Recognized 

Accessories

Accessories

Assembly

Accessories - FRONT-MSTB-EW - 1763058



Removal aid, for FRONT-MSTB, facilitates extraction of several plugs mounted behind each other

Marking

Marker cards - SK 7,62/3,8:FORTL.ZAHLEN - 0804549



Marker cards, Card, white, Labeled, Horizontal: Consecutive numbers 1 - 10, 11 - 20, etc. up to 91 - 100, Mounting type: Adhesive, For terminal block width: 7.62 mm

Plug/Adapter

Coding profile - CP-MSTB - 1734634



Keying profile, is inserted into the slot on the plug or inverted header, red insulating material

Tools

Screwdriver - SZS 0,6X3,5 - 1205053



Actuation tool, for ST terminal blocks, insulated, also suitable for use as a bladed screwdriver, size: 0.6 x 3.5 x 100 mm, 2-component grip, with non-slip grip

Printed-circuit board connector - FRONT-GMSTB 2,5/ 3-STF-7,62 - 1805990

Accessories

Insertion bridge - EBP 2- 5 - 1733169



Insertion bridge, fully insulated, for plug connectors with 5.0 or 5.08 mm pitch, no. of positions: 2

Additional products

Base strip - GMSTBV 2,5/ 3-GF-7,62 - 1829167



Header, Nominal current: 12 A, Rated voltage (III/2): 630 V, Number of positions: 3, Pitch: 7.62 mm, Color: green, Contact surface: Tin, Assembly: Soldering

Base strip - GMSTB 2,5/ 3-GF-7,62 - 1806232



Header, Nominal current: 12 A, Rated voltage (III/2): 630 V, Number of positions: 3, Pitch: 7.62 mm, Color: green, Contact surface: Tin, Assembly: Soldering

Printed-circuit board connector - GIC 2,5/ 3-STGF-7,62 - 1849891

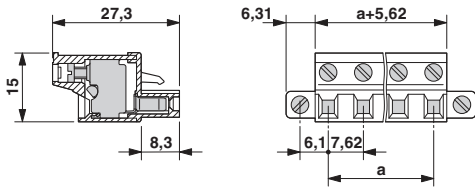


Plug component, Nominal current: 12 A, Rated voltage (III/2): 630 V, Number of positions: 3, Pitch: 7.62 mm, Connection method: Screw connection, Color: green, Contact surface: Tin

Drawings

Printed-circuit board connector - FRONT-GMSTB 2,5/ 3-STF-7,62 - 1805990

Dimensioned drawing



© Phoenix Contact 2012 - all rights reserved
<http://www.phoenixcontact.com>