

1

2

3

4

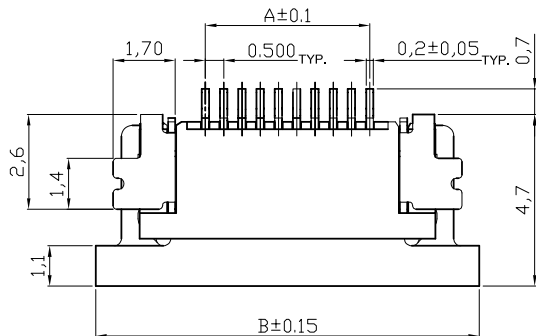
5

6

7

A

A



A=0,50 x NO. OF SPACES  
 B=A+6.0  
 C=A+1.1  
 \* Available in 4 through 55 circuits

NOTES:

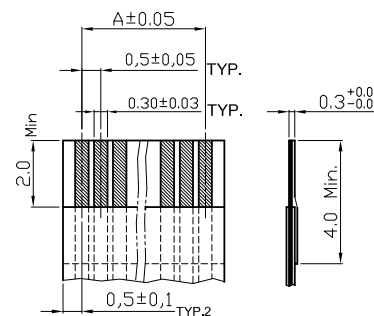
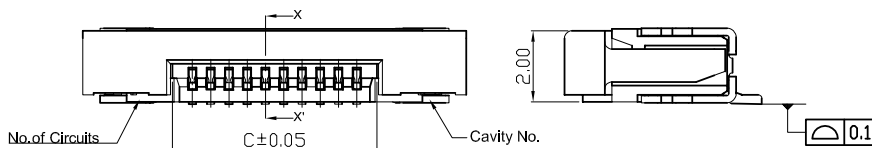
- ⑥⑥ 1.Body: Nylon 6T Halogen-free UL94V-0  
Color Nature(Ivory)
- ⑥② 2.Slider: Nylon 6T Halogen-free UL94V-0  
Color Black
- 3.Contact : Copper alloy with Tin plated
- 4.Fixed tab : Copper alloy with Tin plated
- 5.Plating: 3.05um(120μ")Min. Tin  
over 0.76um(30μ")Nickel
- 6.Contact style: Downside contact
- 7.Color: Nature
- ⑤ 8.Operating temperature:-40°C~105°C
- ⑧ 9.Reflow solder temperature: +250~260°C max. 20sec.
- 9.Packing : R=Tape & Reel  
T=Tube Packing

B

B

C

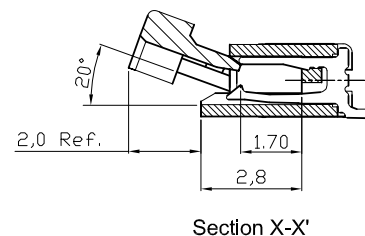
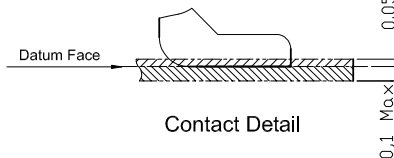
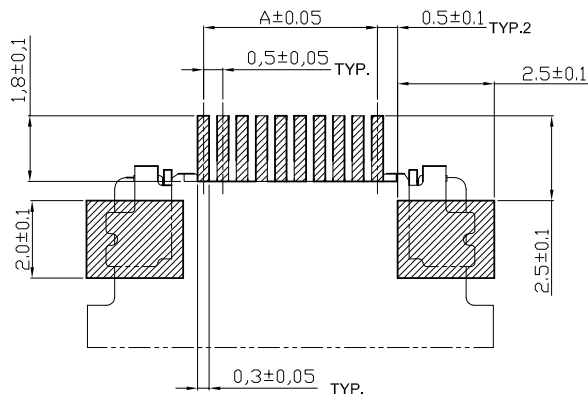
C



Accommodated FFC/FPC

D

D



E

E

F

F

Sold Pad Pattern

⑧ Halogen-Free  
 RoHS compliant  
 Unit: mm



File No.: E198287

Scale	Free	⑧	Add reflow solder temperature	05.06.2017	Amy		Date	Name	Customer-No.	
TOLERANCE		⑧	Change insulator material to Halogen-free	30.03.2017	Amy	Drawn	30.04.2007	Hellwig	ASSMANN WSW-No. AFFC20-xx-050-SHB-x	
.X	±0.15	⑦	Add UL No.	13.06.2016	Amy	Approved	05.06.2017	Amy		
.XX	±0.10	⑥	Update drawing	03.08.2015	Joanna				Drawing-No.	
.XXX	±0.05	⑤	Add operating temperature	14.07.2015	Joanna				ASS 2215 CO	rev09
DIM	TOL	④	Change reel material	13.08.2014	Joanna				Replace	SHEET
X.°	±1°	Id.	Modification	Date	Name					
X.X°	±X°									
Angle	TOL									

H

H

1

2

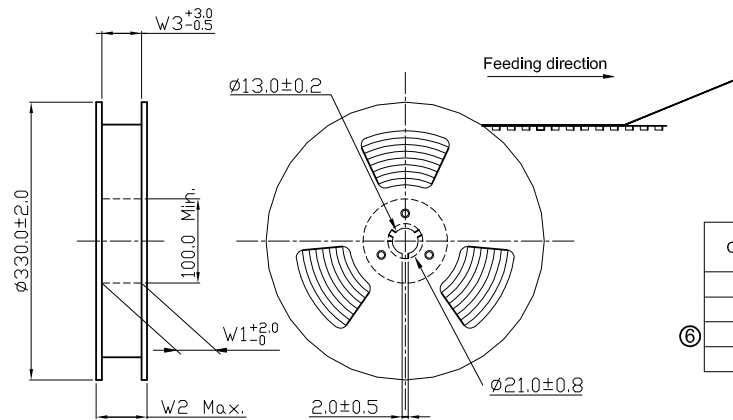
3

4

5

6

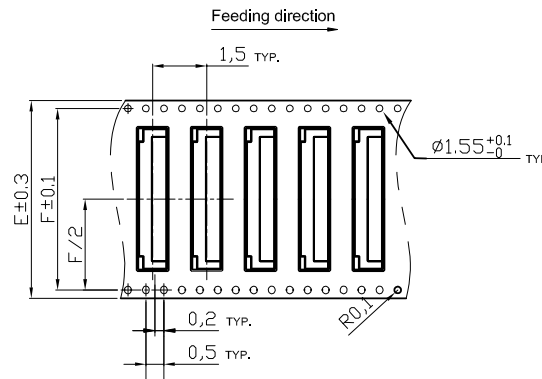
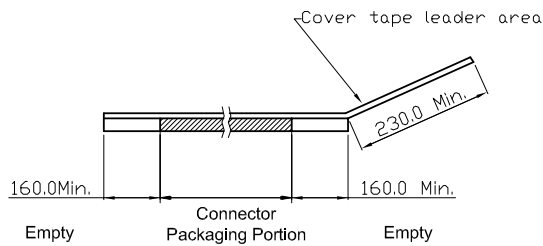
7



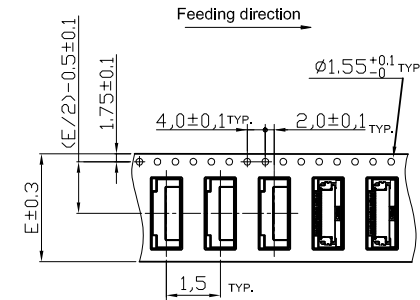
**NOTES:**

- ④ 1.Reel Material:Corrugated paper
- 2.Carrier Material : Clear, Conductive Polystyrene Alloy
- 3.Cover Tape Material: Polyester
- 4.Cover Tape Peel Strength: 0.1N-1.3N
- 5.Carrier camber is within 1mm in 100mm
- 6.All dimensions meet EIA-481-2&EIA-481-3 requirements
- 7.Quantity:2000 PCS/Reel

Circuits	Dimension					Packing (Reel/Caton)
	E	F	W1	W2	W3	
4-21	24.0	-	24.5	30.5	24.5	9
22-31	32.0	28.40	32.5	38.5	32.5	7
32-50	44.0	40.40	44.5	50.5	44.5	5
51-55	56.0	52.40	56.5	62.5	56.5	4



WIDTH:32,44,56 mm Carrier



WIDTH:24 mm Carrier

**RoHS compliant**  
Unit: mm



⑦ File No.: E198287

Scale	Free	⑧	Add reflow solder temperature	05.06.2017	Amy		Date	Name	Customer-No.	
TOLERANCE		⑧	Change insulator material to Halogen-free	30.03.2017	Amy	Drawn	30.04.2007	Hellwig	ASSMANN WSW-No. AFFC20-xx-050-SHB-x	
.X	±X	⑦	Add UL No.	13.06.2016	Amy	Approved	05.06.2017	Amy		
.XX	±X	⑥	Update drawing	03.08.2015	Joanna					
.XXX	±X	⑤	Add operating temperature	14.07.2015	Joanna				Drawing-No.	
DIM	TOL	④	Change reel material	13.08.2014	Joanna				ASS 2215 CO	rev09
X.°	±1°	Id.	Modification	Date	Name				Replace	SHEET 2 / 2
X.X°	±X°									
Angle	TOL									