



Connectors > Terminal Blocks & Strips > PCB Terminal Blocks

Terminal Block Connector Type: **Header**Connector System: **Wire-to-Board**Number of Positions: **4**Centerline (Pitch): **5 mm [.197 in]**Number of Rows: **1**

Features

Product Type Features

| | |
|-----------------------------------|-----------------------|
| Wire Protection | With |
| Terminal Block Connector Type | Header |
| Connector System | Wire-to-Board |
| Connector & Contact Terminates To | Printed Circuit Board |

Configuration Features

| | |
|------------------------|----------------|
| Wire Entry Location | Side |
| Stacking Configuration | Side Stackable |
| Number of Positions | 4 |
| Number of Rows | 1 |
| Wire Entry Angle | 90° |

Electrical Characteristics

| | |
|-------------------|---------|
| Operating Voltage | 300 VAC |
|-------------------|---------|

Body Features

| | |
|-----------------------|-------|
| Primary Product Color | Green |
|-----------------------|-------|



| | |
|---------------------|----------|
| Product Orientation | Vertical |
|---------------------|----------|

Contact Features

| | |
|--------------------------------------|--------|
| Contact Mating Area Plating Material | Tin |
| Contact Base Material | Brass |
| Contact Current Rating (Max) | 17.5 A |

Termination Features

| | |
|---|-----------------------|
| Termination Post & Tail Length | 3.5 mm[.138 in] |
| Termination Method to Printed Circuit Board | Through Hole - Solder |

Mechanical Attachment

| | |
|-------------------------|-------------|
| Screw Plating Material | Nickel |
| Screw Material | Brass |
| Thread Size | M3 |
| Connector Mounting Type | Board Mount |

Housing Features

| | |
|--------------------|---------------|
| Housing Material | PA 66 |
| Centerline (Pitch) | 5 mm[.197 in] |

Dimensions

| | |
|-----------|-------------------------|
| Wire Size | .05 – 3 mm ² |
|-----------|-------------------------|

Usage Conditions

| | |
|-----------------------------|----------------------------|
| Operating Temperature Range | -40 – 110 °C[-40 – 230 °F] |
|-----------------------------|----------------------------|

Operation/Application

| | |
|---------------------|----------------|
| Circuit Application | Power & Signal |
|---------------------|----------------|

Product Compliance

[For compliance documentation, visit the product page on TE.com>](#)

| | |
|---|--|
| EU RoHS Directive 2011/65/EU | Compliant with Exemptions |
| EU ELV Directive 2000/53/EC | Compliant with Exemptions |
| China RoHS 2 Directive MIIT Order No 32, 2016 | Restricted Materials Above Threshold |
| EU REACH Regulation (EC) No. 1907/2006 | Current ECHA Candidate List: JUNE 2023 (235) Candidate List Declared Against: JAN 2023 (233) SVHC > Threshold: |



Pb (2% in Component part)

Article Safe Usage Statements:

Do not eat, drink or smoke when using this product. Wash thoroughly after handling. Recycle if possible and dispose of the article by following all applicable governmental regulations relevant to your geographic location.

Halogen Content

Not Yet Reviewed for halogen content

Solder Process Capability

Wave solder capable to 265°C

Product Compliance Disclaimer

This information is provided based on reasonable inquiry of our suppliers and represents our current actual knowledge based on the information they provided. This information is subject to change. The part numbers that TE has identified as EU RoHS compliant have a maximum concentration of 0.1% by weight in homogenous materials for lead, hexavalent chromium, mercury, PBB, PBDE, DBP, BBP, DEHP, DIBP, and 0.01% for cadmium, or qualify for an exemption to these limits as defined in the Annexes of Directive 2011/65/EU (RoHS2). Finished electrical and electronic equipment products will be CE marked as required by Directive 2011/65/EU. Components may not be CE marked. Additionally, the part numbers that TE has identified as EU ELV compliant have a maximum concentration of 0.1% by weight in homogenous materials for lead, hexavalent chromium, and mercury, and 0.01% for cadmium, or qualify for an exemption to these limits as defined in the Annexes of Directive 2000/53/EC (ELV). Regarding the REACH Regulation, the information TE provides on SVHC in articles for this part number is based on the latest European Chemicals Agency (ECHA) 'Guidance on requirements for substances in articles' posted at this URL: <https://echa.europa.eu/guidance-documents/guidance-on-reach>

Compatible Parts



TE Part # 282841-4
TERMI-BLOK PCB MOUNT 4P. 5



TE Part # 796682-4
TERMI-BLOK PCB MOUNT 90 4P.

Customers Also Bought



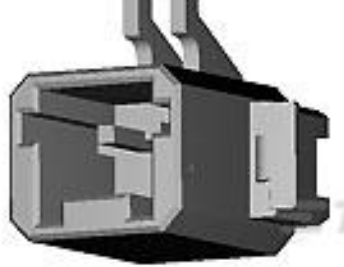
TE Part #8-1609095-9
2FB3=F8361



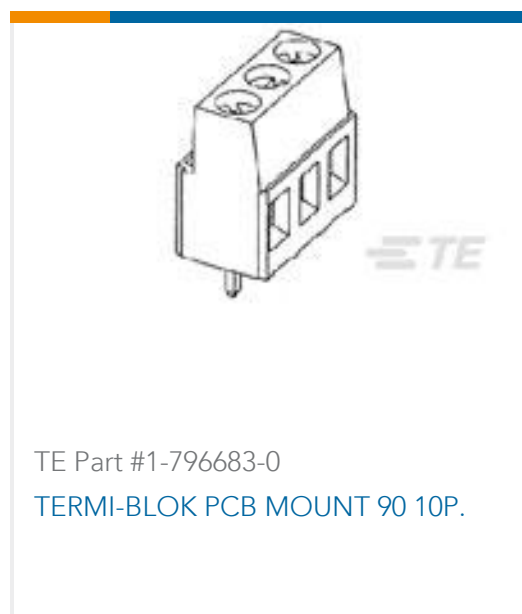
TE Part #2-1445055-3
MICRO MNL HDR ASSY S/ROW LF




TE Part #350763-4
09P UMNL HDR ASSY PC



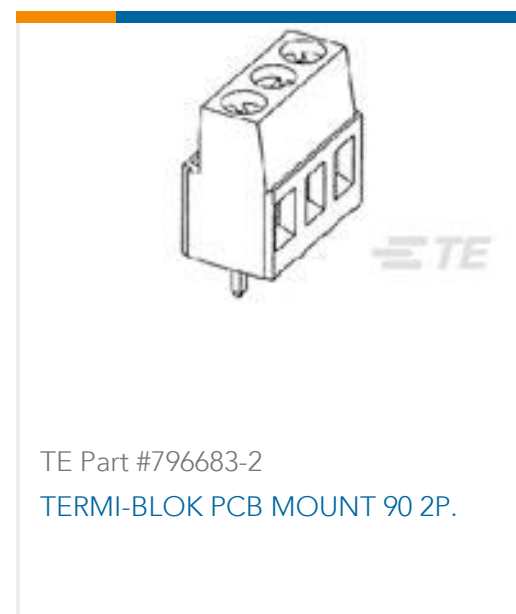
TE Part #2106091-1
2 pos Inverted Thru Board SMT Header



TE Part #1-796683-0
TERMI-BLOK PCB MOUNT 90 10P.



TE Part #1977477-2
Module Dual Barrier, .325 CL, 2 Pos.



TE Part #796683-2
TERMI-BLOK PCB MOUNT 90 2P.



TE Part #1-2176341-4
CRGCQ 0805 120R 1%



TE Part #1532180-3
M83513/03-B03N, MCKS-N1-B-15P6G9-18.0

Documents

Product Drawings

[TERMI-BLOK PCB MOUNT 90 4P.](#)

English

CAD Files

[3D PDF](#)

3D

Customer View Model

[ENG_CVM_CVM_796683-4_B.2d_dxf.zip](#)

English

Customer View Model

[ENG_CVM_CVM_796683-4_B.3d_igs.zip](#)

English

Customer View Model

[ENG_CVM_CVM_796683-4_B.3d_stp.zip](#)

English

By downloading the CAD file I accept and agree to the [Terms and Conditions](#) of use.

Datasheets & Catalog Pages

[Eurostyle Terminal Blocks Focus Product Stock List](#)

English

[BUCHANAN TERMINAL BLOCKS CATALOG - EUROSTYLE TERMINAL BLOCKS](#)

English

[1-1773458-1_EURO_STYLE_TERMINAL_BLOCKS_QRG](#)

English

Product Specifications



Application Specification

English

Agency Approvals

UL

English