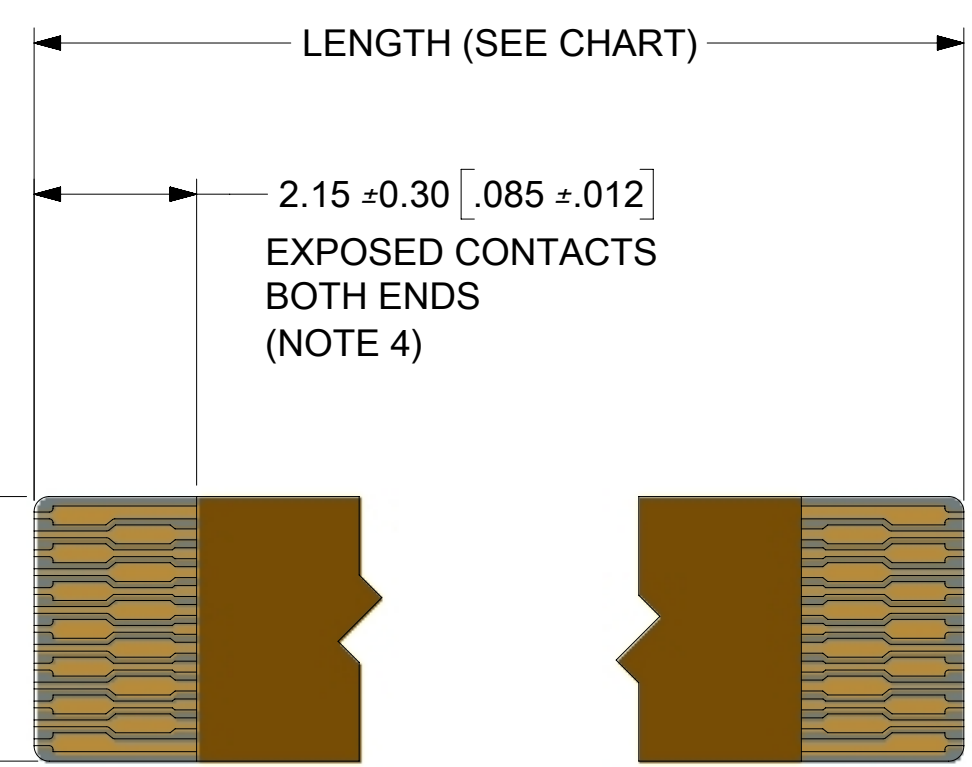
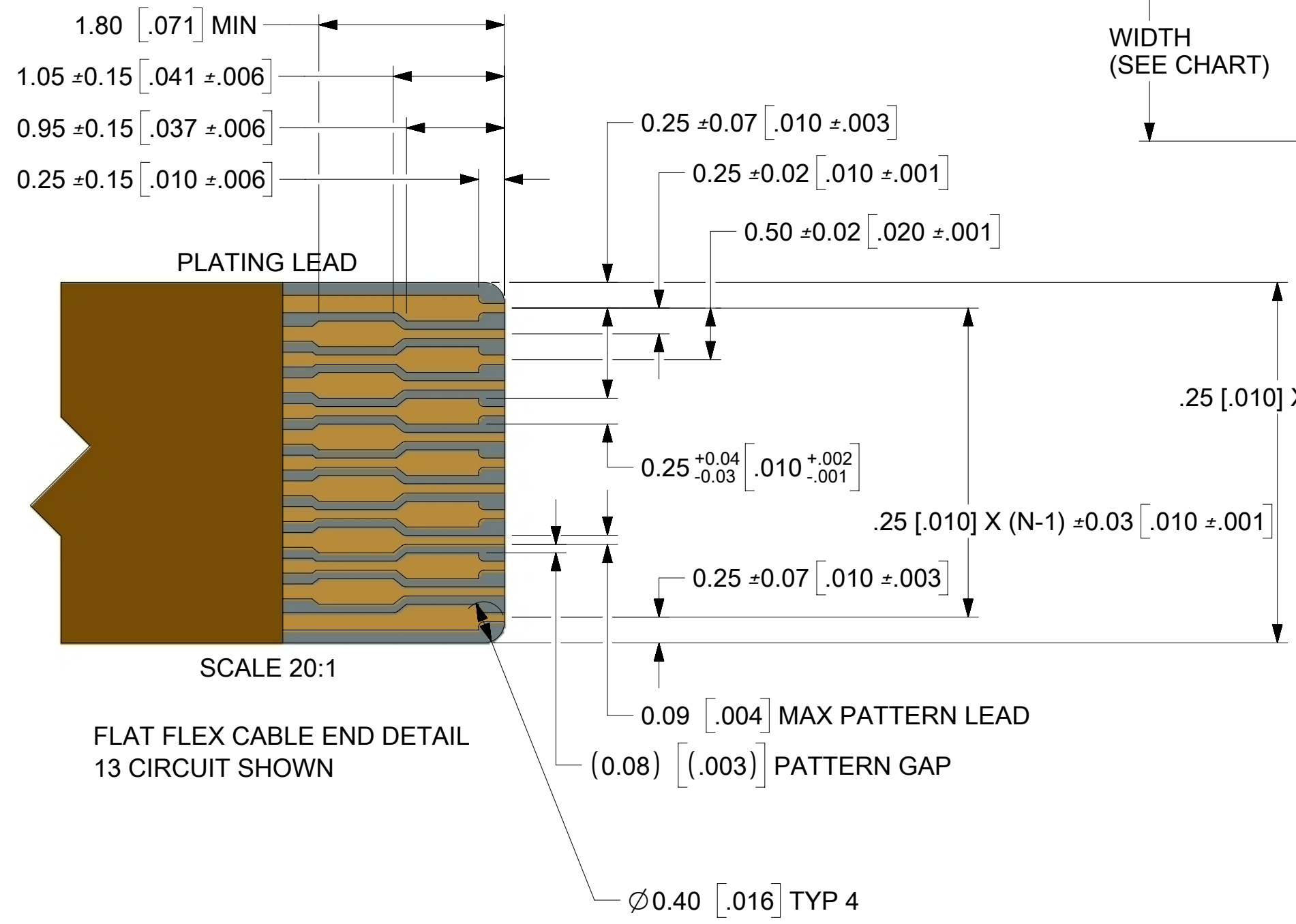
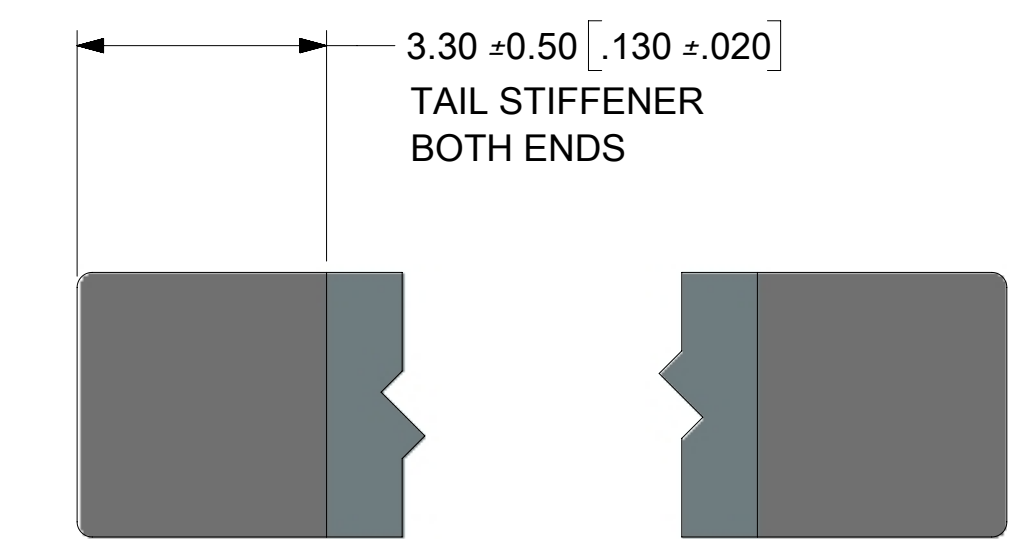
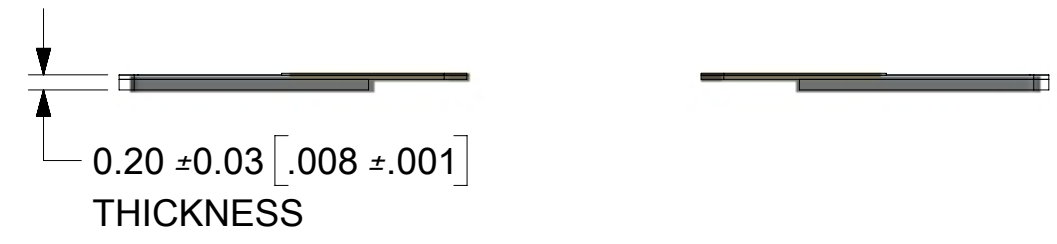


PART NUMBER	NUMBER OF CIRCUITS [N]	LENGTH ±.25 [.01]	WIDTH ±.050 [.002]
15014-0213	13	50.8 [2.00]	3.5 [.138]
15014-0217	17	50.8 [2.00]	4.5 [.177]
15014-0221	21	50.8 [2.00]	5.5 [.217]
15014-0225	25	50.8 [2.00]	6.5 [.256]
15014-0229	29	50.8 [2.00]	7.5 [.295]
15014-0231	31	50.8 [2.00]	8 [.315]
15014-0233	33	50.8 [2.00]	8.5 [.335]
15014-0237	37	50.8 [2.00]	9.5 [.374]
15014-0239	39	50.8 [2.00]	10 [.394]
15014-0241	41	50.8 [2.00]	10.5 [.413]
15014-0243	43	50.8 [2.00]	11 [.433]
15014-0245	45	50.8 [2.00]	11.5 [.453]
15014-0251	51	50.8 [2.00]	13 [.512]
15014-0253	53	50.8 [2.00]	13.5 [.531]
15014-0261	61	50.8 [2.00]	15.5 [.610]
15014-0413	13	101.6 [4.00]	3.5 [.138]
15014-0417	17	101.6 [4.00]	4.5 [.177]
15014-0421	21	101.6 [4.00]	5.5 [.217]
15014-0425	25	101.6 [4.00]	6.5 [.256]
15014-0429	29	101.6 [4.00]	7.5 [.295]
15014-0431	31	101.6 [4.00]	8 [.315]
15014-0433	33	101.6 [4.00]	8.5 [.335]
15014-0437	37	101.6 [4.00]	9.5 [.374]
15014-0439	39	101.6 [4.00]	10 [.394]
15014-0441	41	101.6 [4.00]	10.5 [.413]
15014-0443	43	101.6 [4.00]	11 [.433]
15014-0445	45	101.6 [4.00]	11.5 [.453]
15014-0451	51	101.6 [4.00]	13 [.512]
15014-0453	53	101.6 [4.00]	13.5 [.531]
15014-0461	61	101.6 [4.00]	15.5 [.610]
15014-0613	13	152.4 [6.00]	3.5 [.138]
15014-0617	17	152.4 [6.00]	4.5 [.177]
15014-0621	21	152.4 [6.00]	5.5 [.217]
15014-0625	25	152.4 [6.00]	6.5 [.256]
15014-0629	29	152.4 [6.00]	7.5 [.295]
15014-0631	31	152.4 [6.00]	8 [.315]
15014-0633	33	152.4 [6.00]	8.5 [.335]
15014-0637	37	152.4 [6.00]	9.5 [.374]
15014-0639	39	152.4 [6.00]	10 [.394]
15014-0641	41	152.4 [6.00]	10.5 [.413]
15014-0643	43	152.4 [6.00]	11 [.433]
15014-0645	45	152.4 [6.00]	11.5 [.453]
15014-0651	51	152.4 [6.00]	13 [.512]
15014-0653	53	152.4 [6.00]	13.5 [.531]
15014-0661	61	152.4 [6.00]	15.5 [.610]

- NOTES:
1. SUBSTRATE AND COVERLAY MATERIAL IS 0.025 [.001] POLYIMIDE
2. CONDUCTOR IS 1/2 OZ 0.018 [.0007] COPPER
3. PLATING IS 2 MICRO INCHES MINIMUM OF HARD GOLD OVER 100 MICRO INCHES MINIMUM OF NICKEL
4. TAIL ENDS ARE 0.20 [.008] THICK
5. MATES WITH 502078, 503300, 503320



FRONT VIEW
SCALE 10:1



BACK VIEW
SCALE 10:1

FLAT FLEX CABLE END DETAIL
13 CIRCUIT SHOWN

SCALE 20:1

15014 - ---
--- NUMBER OF CIRCUITS [N]
--- LENGTH (TWO DIGIT VALUE REPRESENTS INCHES)
--- SERIES NUMBER

PART NUMBER CONSTRUCTION

SYMBOLS		THIS DRAWING CONTAINS INFORMATION THAT IS PROPRIETARY TO MOLEX ELECTRONIC TECHNOLOGIES, LLC AND SHOULD NOT BE USED WITHOUT WRITTEN PERMISSION	
▽ = 0	MM/INCH	SCALE	20:1
▽ = 0	GENERAL TOLERANCES (UNLESS SPECIFIED)		
▽ = 0	ANGULAR TOL	±	°
▽ = 0	4 PLACES	±	
▽ = 0	3 PLACES	±	0.01
▽ = 0	2 PLACES	±	0.03
▽ = 0	1 PLACE	±	
▽ = 0	0 PLACES	±	
▽ = 0	DRAFT WHERE APPLICABLE MUST REMAIN WITHIN DIMENSIONS		
▽ = 0	THIRD ANGLE PROJECTION	DRAWING	C-SIZE
▽ = 0	SERIES	15014	
CURRENT REV DESC:		EC NO: 629012	
		DRWN: SOLSON 2019/12/11	
		CHK'D: JSMITH11 2019/12/19	
		APPR: JSMITH11 2019/12/19	
INITIAL REVISION:		DRWN: SOLSON 2019/12/11	
		APPR: JSMITH11 2019/12/19	
DOCUMENT NUMBER		DOC TYPE	DOC PART
150140001		PSD	000
MATERIAL NUMBER		CUSTOMER	SHEET NUMBER
15014		MOLEX	1 OF 1