PART NUMBER	REV	FIRST USED	TERMINATOR	FEED TYPE	DESCRIPTION
1426114-1	B	-	LEADMAKER	MECH POST FEED	CUTS CARRIER
1426114-2	B	-	BENCH	MECH PRE FEED	CUTS CARRIER
1426114-6	B	-	LEADMAKER	MECH POST FEED	CONTINUOUS CARRIER
7-1426114-1	B	-	LEADMAKER	MECH POST FEED	-1 AND SPARE PARTS
7-1426114-2	B	-	BENCH	MECH PRE FEED	-2 AND SPARE PARTS
7-1426114-6	B	-	LEADMAKER	MECH POST FEED	-6 AND SPARE PARTS
7-1426114-7	A	-	-	-	SPARE PARTS KIT

CRIMP DATA ITT CANNON TERMINAL

TERMINAL NAME: D SUBMINIATURE

CRIMP	SIZE	TYPE	RANGE
WIRE	0.56 [.022 IN]	F	26 - 30 AWG
INSUL	-	-	-

WIRE STRIP LENGTH 2.40-2.80 [.095-.110 IN]

APPL INSTRUCTION 408-8322

TERMINAL - - FEED

APPL SPEC 114-3118 △4 - 5.00 [.197 IN]

TERMINALS APPLIED

AMP PN	MFR PN	-	-	-
286904-1	MDS-S-RL	-	-	-
-	-	-	-	-
-	-	-	-	-
-	-	-	-	-
-	-	-	-	-
-	-	-	-	-
-	-	-	-	-

WIRE SIZE mm² AWG	CRIMP HEIGHT	PIN PN & LENGTH [IN]
26 AWG	0.52 ±0.02 [.020 ±.0008 IN]	354779-6 [.3020]
28 AWG	0.47 ±0.01 [.018 ±.0004 IN]	1-354779-0 [.3040]
30 AWG	0.42 ±0.02 [.016 ±.0008 IN]	1-354779-4 [.3060]
-	-	-
-	-	-
-	-	-
-	-	-
-	-	-
-	-	-
-	-	-
-	-	-
-	-	-
-	-	-
-	-	-
-	-	-

1. RECOMMENDED SPARE PARTS.
2. GREASE RAM, CAM, CAM FOLLOWER AND FEED ROD LIGHTLY.
3. LUBRICATE DAILY PER THE APPLICATOR INSTRUCTION SHEET SUPPLIED WITH THE APPLICATOR.

△4 PULL OFF FORCES 26AWG = 22N MIN
28AWG = 14N MIN

△5 EXCHANGE TRACK, RAIL,FRONT PART NO. 1320931-1 FOR PART NO. 1333241-1 (ITEM 70).

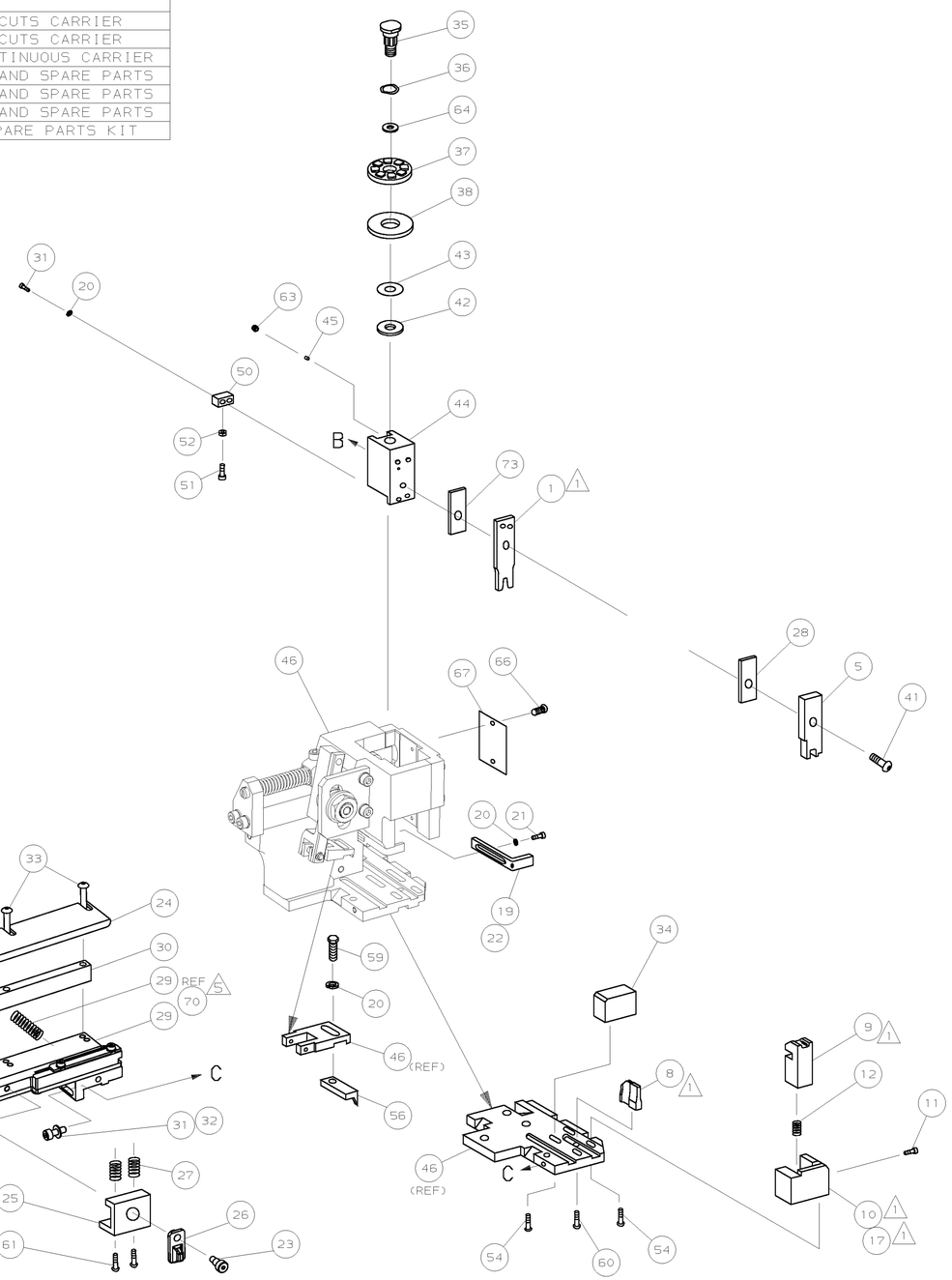

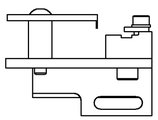

VIEW B ROTATED 180°

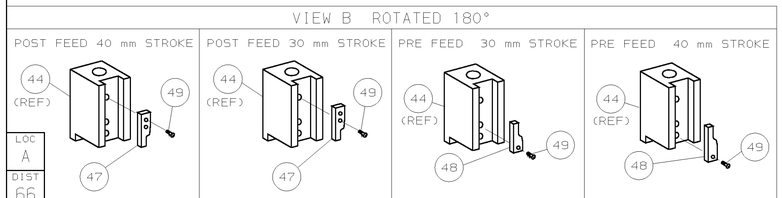

-	1	1	1	1	1	1	455888-8	CRIMPER SPACER	73
-	1	1	1	1	1	1	1426114	PRINT, APPLICATOR LOG SHEET	72
-	1	1	1	1	1	1	1338705-1	DOCUMENTATION PACKAGE	71
△5 -	1	1	1	1	1	1	1333241-1	TRACK,RAIL,FRONT,SPECIAL	70
									69
									68
-	1	1	1	1	1	1	461264-1	PLATE, IDENTIFICATION	67
-	2	2	2	2	2	2	21017-2	SCR,DRIVE(#2x.19)ID PLATE	66
									65
-	1	1	1	1	1	1	986950-1	WASHER, FLAT PRECISION	64
-	1	1	1	1	1	1	3-18031-0	SCR,SKT SET(M6X6)RAM	63
									62
-	2	2	2	2	2	2	1-18024-5	SCR,BHC(M5X25)DRAG	61
-	1	1	1	1	1	1	18024-7	SCR,BHC(M4X10)ANVIL	60
-	1	1	1	1	1	1	5-18022-2	SCR,HEX(M4X8)FEED FINGER	59
									58
									57
-	1	1	1	1	1	1	1338685-1	PAWL, FEED	56
									55
-	4	4	4	4	4	4	18024-8	SCR,BHC(M4x12)SHEAR HOLDER	54
									53
-	1	1	1	1	1	1	18030-1	NUT,HEX(M3)HOLD DOWN	52
-	1	1	1	1	1	1	811242-5	BUMPER, HOLDDOWN	51
-	1	1	1	1	1	1	690753-2	SPACER, TONKER	50
-	1	1	1	1	1	1	18024-3	SCR,BHC(M3X10)CAM	49
-	-	1	-	-	1	-	1338675-1	CAM, PRE FEED 30 & 40 mm ST	48
-	1	-	1	1	-	1	1338676-1	CAM, POST FEED 30 & 40 mm ST	47
-	1	1	1	1	1	1	1320999-3	APPLICATOR BASIC SUBASSY	46
-	1	1	1	1	1	1	690191-1	PLUG, NYLON	45
-	1	1	1	1	1	1	1338660-1	RAM	44
-	1	1	1	1	1	1	690125-1	WASHER, LAMINATED	43
-	1	1	1	1	1	1	1-690124-1	WASHER, RAM	42
-	1	1	1	1	1	1	2-18024-6	SCR,BHC(M8X25)RAM	41
									40
									39
-	1	1	1	1	1	1	690223-2	SPACER, INSULATION DISC	38
-	1	1	1	1	1	1	354777-1	WIRE DISC, PLASTIC	37
-	1	1	1	1	1	1	22480-5	WASHER, SPRING	36
-	1	1	1	1	1	1	690212-1	POST, RAM	35
-	1	1	1	1	1	1	1320934-1	SUPPORT, TERMINAL	34
-	2	2	2	2	2	2	1-18024-0	SCR,BHC(M4X20)STRIP GUIDE	33
-	1	1	1	1	1	1	18027-2	WASHER, FLAT(M4)	32
-	3	3	3	3	3	3	1-18023-2	SCR,SKT CAP(M4X12)MOUNT BLOCK	31
-	1	1	1	1	1	1	1320908-5	SPACER, STRIP GUIDE	30
△5 -	1	1	1	1	1	1	1633073-1	STRIP GUIDE PLATE ASSY	29
-	1	1	1	1	1	1	455888-1	SPACER, FRONT SHEAR DEP	28
-	2	2	2	2	2	2	1-22284-0	SPRING, DRAG	27
-	1	1	1	1	1	1	356835-1	LEVER, DRAG RELEASE	26
-	1	1	1	1	1	1	240792-1	DRAG, TERMINAL	25
-	1	1	1	1	1	1	1320928-1	PLATE, STRIP GUIDE	24
-	1	1	1	1	1	1	980371-4	SCR,SHC SHLD	23
-	1	-	1	1	-	1	690472-2	STRIPPER	22
-	1	1	1	1	1	1	1-18023-1	SCR,SHC(M4X10)STRIPPER	21
-	4	4	4	4	4	4	18025-2	WASHER,LOCK(M4)STRIPPER	20
-	-	1	-	-	1	-	1-690472-9	STRIPPER	19
									18
△1 -	1	-	-	1	-	-	1338684-1	HOLDER, SHEAR, FRONT (NO-CUT)	17
									16
									15
									14
									13
-	1	1	1	1	1	1	5-22280-0	SPRING, SHEAR	12
-	1	1	1	1	1	1	356885-4	STOP, SHEAR	11
△1 -	-	1	1	-	1	1	1320921-1	HOLDER, SHEAR, FRONT (CUT)	10
△1 -	1	1	1	1	1	1	462006-1	SHEAR, FLOAT (FRONT)	9
△1 1	2	2	2	1	1	1	1333227-3	ANVIL	8
									7
									6
-	1	1	1	1	1	1	2-455889-0	DEPRESSOR, SHEAR (FRONT)	5
									4
									3
									2
△1 1	2	2	2	1	1	1	6-568176-5	CRIMPER, WIRE	1
	-77	-76	-72	-71	-6	-2	-1	PART NO	DESCRIPTION	ITEM NO

← REVISION OF EACH ASSY NO (WHEN BLANK, USE DWG REVISION)

QTY REQD PER ASSY — PARTS LIST

P	F	LTR	REVISION RECORD	APP	DATE
		B	SEE EC 0150-0784-03	CMR	JUL03
		A	SEE ECN 015A-0009-01	LL	JAN01

DIMENSIONS: mm [INCHES]
DO NOT SCALE PRINT.
TOLERANCES UNLESS OTHERWISE SPECIFIED:
1 PLC DEC ±0.5 [.02 IN]
2 PLC DEC ±-
3 PLC DEC ±-
ANGLES ± -
SURF TEXTURE, √
REMOVE BURRS, BREAK SHARP EDGES RO.38 MAX

MATL - - HT TR - - FIN - -

DR 20NOV00 M.CLIFFORD APP 20NOV00 F.BACKHURST
CHK - - REL 05JAN01 L.LOFTHOUSE

AMP Incorporated Harrisburg, PA 17105-3608

NAME SIDE FEED HD-I APPLICATOR
MACHINE REF HD-I APPL
SCALE - D DWG NO 1426114 SHEET 1 OF 1 REV B

CAGE CODE 00779 CUSTOMER AND ASSEMBLY DRAWING RESTRICTED TO -

LOC A DIST 66

LAYOUT L1426114

SET UP GAGE 458637-3

THIS DRAWING IS A CONTROLLED DOCUMENT.

THIS DRAWING IS UNPUBLISHED. © COPYRIGHT 2000 BY AMP INCORPORATED. ALL RIGHTS RESERVED. RELEASED FOR PUBLICATION: .2000 .