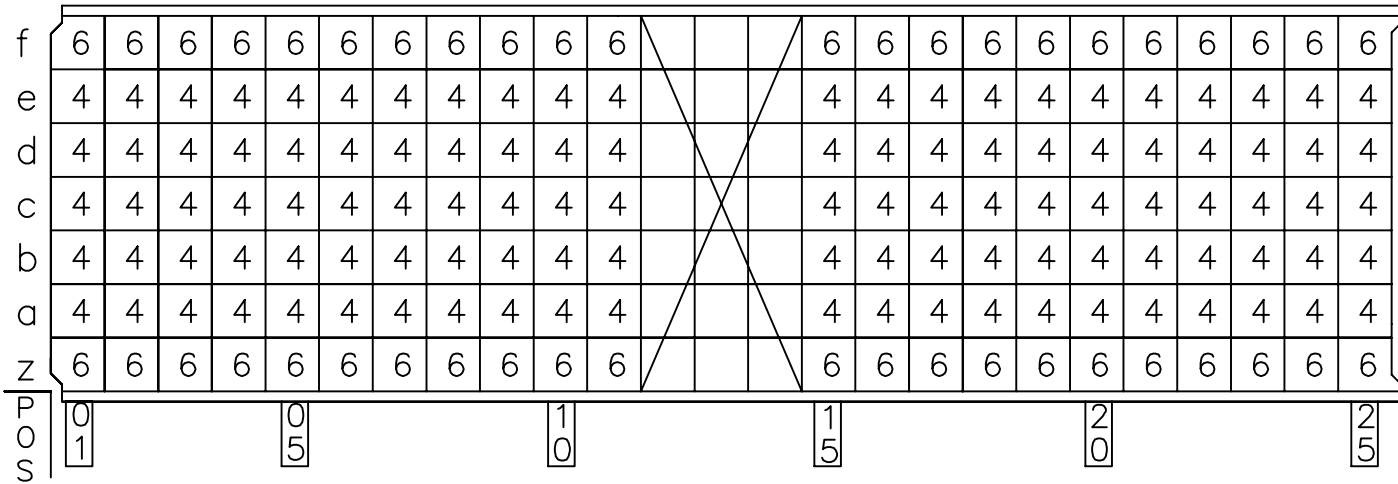
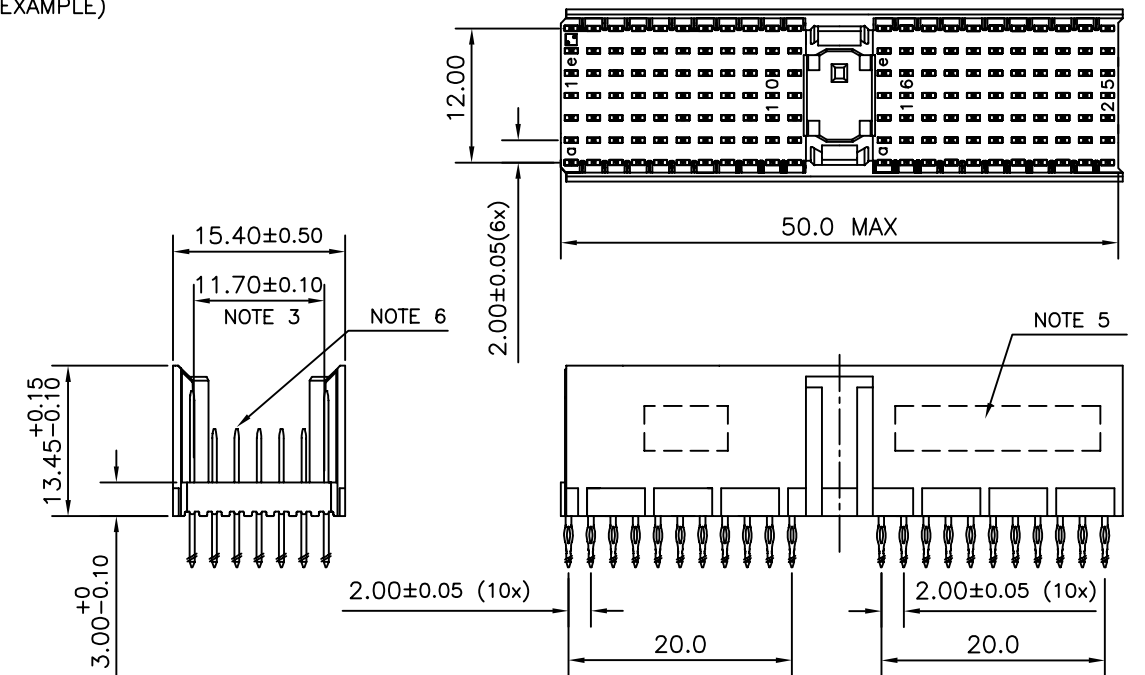


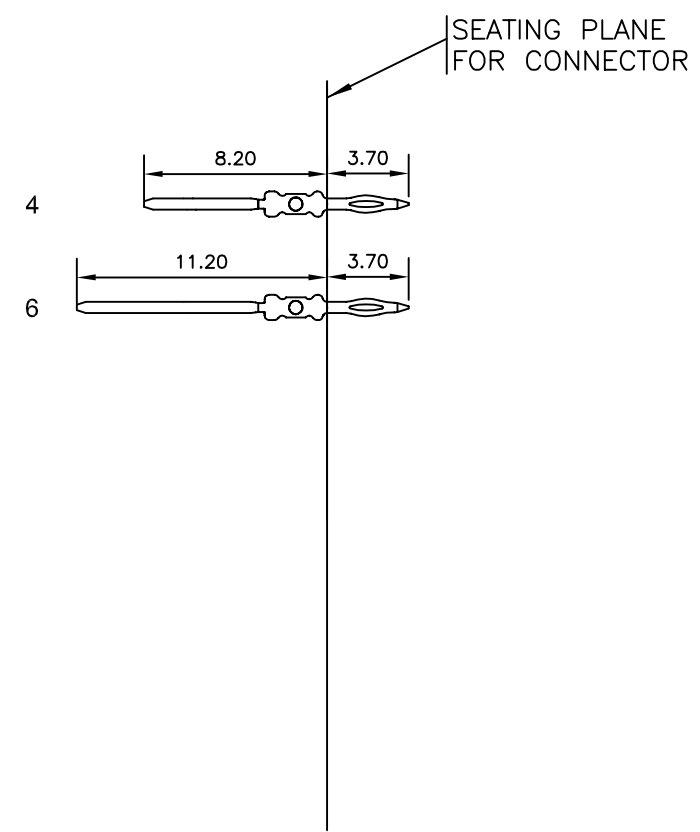
LOADING PATTERN MATING SIDE



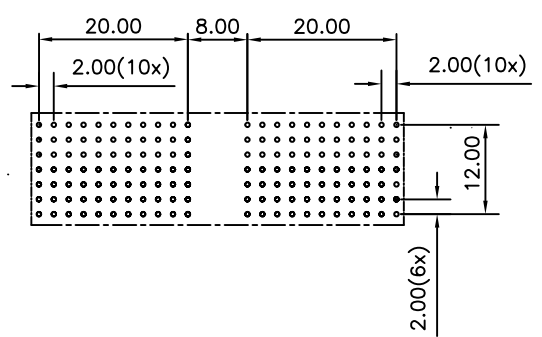
LOADED CONNECTOR ASSEMBLY (FOR EXAMPLE)



CONTACT OVERVIEW



LAY-OUT P.C.B.-HOLE



HM2P40PD5111 LEAD FREE INDICATOR : LF = LEAD FREE (DIGIT 15 & 16)

PLATING CODE (DIGIT 13 AND 14)
(REF DRW NO. BS,C , 201844 , 003)

NOTES

1. THIS PRODUCT IS CSA APPROVED.
2. THIS PRODUCT IS UL RECOGNIZED.
3. MEASURED AT THE BOTTOM.
4. MATERIAL CONTACT: PHOSPHORBRONZE
HOUSING: CREAM WHITE GLASS FILLED POLYESTER UL-94V0
5. CONNECTOR PRINTED WITH P/N AND DATE CODE.
6. FOR ACTUAL CONTACT LOADINGS, SEE LOADING PATTERN MATING SIDE.
7. SHAPE OF CONNECTOR HOUSING CAN ALTER DEPENDING ON PRODUCTION LOCATION
8. THE PRODUCT (LF) MEETS EUROPEAN UNION DIRECTIVES AND OTHER COUNTRY REGULATIONS AS DESCRIBED IN GS-22-008
9. FOR RECOMMENDED PTH DIMENSIONS REFER DRAWING : BS, A , 201572 , 001

CATALOG NO: HM2P40PD5111-----

mat'l. code SEE NOTE 4		surface ISO 1302 ✓	tolerance ISO 406 ISO 1101	projection 	product family MILLIPACS
ltr	ecn no	dr	date	tolerances unless otherwise specified	
A	105-0161	MINI	2005-09-09	angles	linear
B	106-0099	MINI	2006-07-15	0°±1°	linear
				dr	MINI K VANDANATH 2005-09-09
				enr	BIJU K PAUL 2005-09-09
				chr	BIJU K PAUL 2006-07-15
				appd	BIJU K PAUL 2006-07-15
sheet index	revision sheet	B	1	scale —	
				title MPACS 5+2R STR HDR PF CONN TYPE A NO PEG	
				dwg no sheet 1 of 1	
				size A3	
				type Product Customer Drawing	

FCI
FCIconnect.com

Copyright FCI