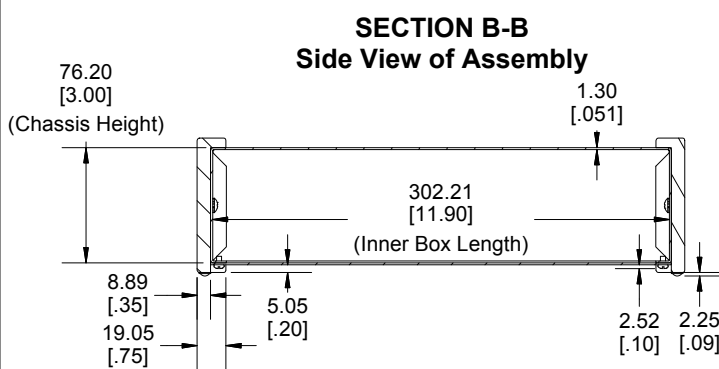

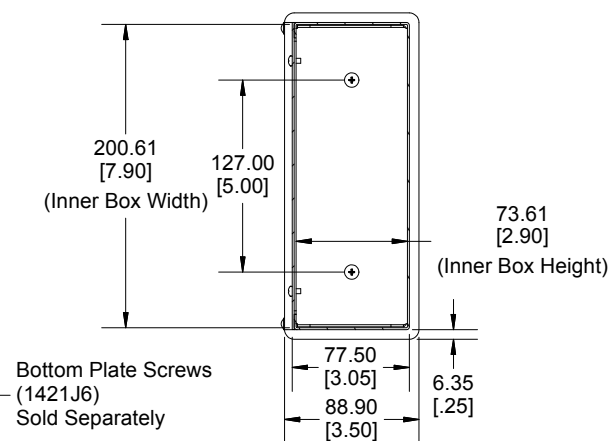
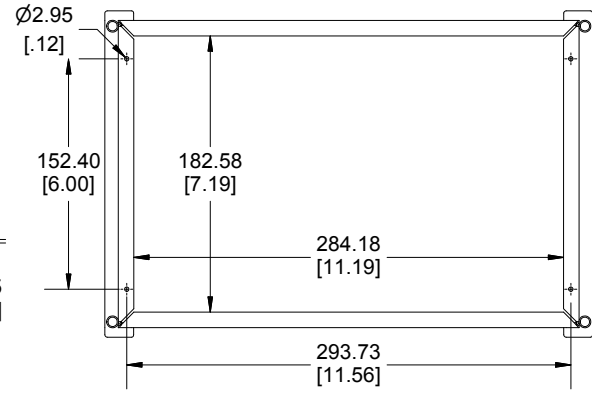



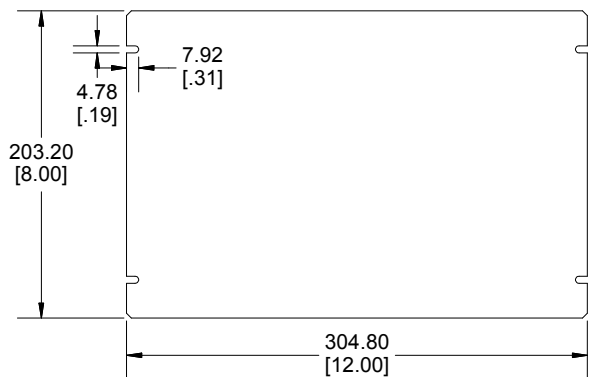
**SECTION A-A  
End View of Assembly**



**Bottom View of Chassis Assembly  
(Sold Separately)**



**Bottom Plate  
(Sold Separately)**



Enclosures can be Factory Modified ( Milling, Drilling, Printing etc.)  
Contact Factory [mjm@hammondmfg.com](mailto:mjm@hammondmfg.com) for quotes  
Solid models of this enclosure available in STEP or IGES.

<b>NOTE</b>	
Chassis Includes Wooden Sides, Adhesive Rubber Feet and Required Hardware	
Chassis is Made of 0.051" Aluminum.	
Bottom Plate is Made of 0.051" Aluminum. (Sold Separately)	
<b>Screws should not be torqued past 4.43 lbf.in ( 50 cN.m)</b>	
<b>PART NUMBERS</b>	
<b>1444-24CWW Enclosure</b>	
<b>Natural Finish Chassis</b>	1444-24CWW
<b>ACCESSORIES</b>	
<b>Natural Finish Bottom Plate</b>	1434-22
<b>Plated Cover Screws (Pkg 6) [6-32 x 1/4" Self-Tapping Screws]</b>	1421J6
<b>Clear Self-Adhesive Rubber Feet (Pkg 24)</b>	1421T6CL

**HAMMOND  
MANUFACTURING™**

**1444-24CWW**

[www.hammondmfg.com](http://www.hammondmfg.com)

**Dimensions:**  
mm  
[inches]