

NOTES

1. 材料及び仕上げ(めっき仕様) : TABLE 1参照
MATERIAL AND FINISHES : SEE TABLE 1
2. 製品仕様書 : 511630000-PS 000
PRODUCT SPECIFICATION:511630000-PS 000
3. 梱包仕様書 : SPK-53426-002 001
PACKAGING SPECIFICATION: SPK-53426-002 001
4. 嵌合相手 : 51163 シリーズ
MATES WITH:51163 SERIES
5. アプリケーション仕様書(コネクタ取扱い説明書) : 2166940000-AS PS 000
APPLICATION SPECIFICATION(CONNECTOR MANUAL) : 2166940000-AS PS 000
6. 偶数極に適用
APPLY FOR EVEN CIRCUIT
7. 2極はキンクを付加しない
3極以上のキンク形状は両サイドが (B)、その他の極は全て (A) 形状とする
KINK FORM
2 CIRCUIT:PINS TO BE NOT KINKED.
MORE THAN 2 CIRCUIT:PINS AT BOTH ENDS ARE KINK FORMED TO (B),
THE OTHER PINS ARE KINK FORMED TO (A).
8. GLOW WIRE TEST適合品
THIS PRODUCT IS GLOW WIRE TEST COMPATIBLE.

1.9	1.25	38.2	35	39.9	53426915*	15
		35.7	32.5	37.4	53426914*	14
		33.2	30	34.9	53426913*	13
		30.7	27.5	32.4	53426912*	12
		28.2	25	29.9	53426911*	11
		25.7	22.5	27.4	53426910*	10
		23.2	20	24.9	53426909*	9
		20.7	17.5	22.4	53426908*	8
		18.2	15	19.9	53426907*	7
		15.7	12.5	17.4	53426906*	6
13.2	10	14.9	53426905*	5		
10.7	7.5	12.4	53426904*	4		
1	8.2	5	9.9	53426903*	3	
-	-	5.7	2.5	7.4	53426902*	2
E	D	C	B	A	発注番号 ORDER No.	極数 CIRCUIT SIZE
					梱包形態 : トレイ PACKAGE:TRAY	

TABLE 1

部品 PART	材料 MATERIAL			
① プラグハウジング PLUG HOUSING	ポリアミド ガラス含有 UL94 V-0 色 : SHEET 2参照 POLYAMIDE(PA),GLASS FILLED,UL94 V-0,COLOR:SEE SHEET 2			
② プラグピン PLUG PIN	りん青銅 PHOSPHOR BRONZE			
	錫めっき : 1.0 MICROMETER MINIMUM MATTE TIN PLATING : 1.0 MICROMETER MINIMUM			
	銅めっき(下地めっき):0.5 MICROMETERS MINIMUM COPPER PLATING(UNDER PLATING): 0.5 MICROMETERS MINIMUM			
DOCUMENT STATUS	P1	RELEASE DATE	2023/05/15	02:57:19

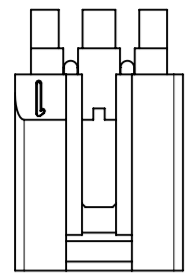
THIS DRAWING CONTAINS INFORMATION THAT IS PROPRIETARY TO MOLEX ELECTRONIC TECHNOLOGIES, LLC AND SHOULD NOT BE USED WITHOUT WRITTEN PERMISSION

DIMENSION UNITS	SCALE	CURRENT REV DESC:	
mm	NTS		
GENERAL TOLERANCES (UNLESS SPECIFIED)		EC NO: 652870	
ANGULAR TOL	± 3.0°	4 PLACES	± 0.2
4 PLACES	± 0.2	DRWN: MIKEDA01	2023/03/27
3 PLACES	± 0.2	CHK'D: SAKIYAMA	2023/05/11
2 PLACES	± 0.2	APPR: AIDA	2023/05/15
1 PLACE	± 0.2	INITIAL REVISION:	
0 PLACES	± 0.2	DRWN: RWATANABE01	2020/11/18
DRAFT WHERE APPLICABLE MUST REMAIN WITHIN DIMENSIONS		APPR: SAKIYAMA	2020/11/20
THIRD ANGLE PROJECTION		DRAWING	SERIES
		A2-SIZE	53426
MATERIAL NUMBER		CUSTOMER	SHEET NUMBER
534260000-SD		GENERAL	1 OF 2
DOCUMENT NUMBER		DOC TYPE	DOC PART
534260000-SD		PSD	001
CUSTOMER		REVISION	
GENERAL		B	

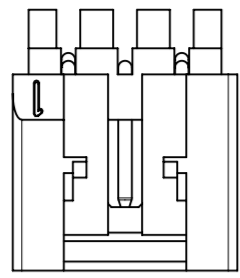
molex

MINI-LOCK 2.5 W/B
SINGLE ROW RIGHT ANGLE PLUG ASSEMBLY

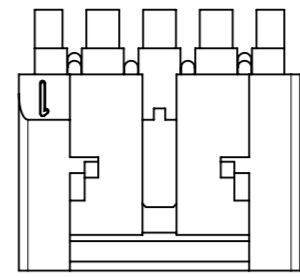
PRODUCT CUSTOMER DRAWING



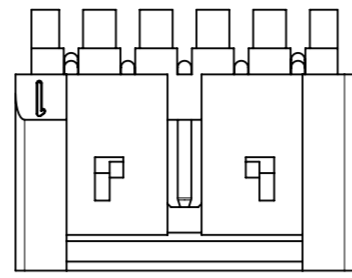
2CIRCUIT



3CIRCUIT

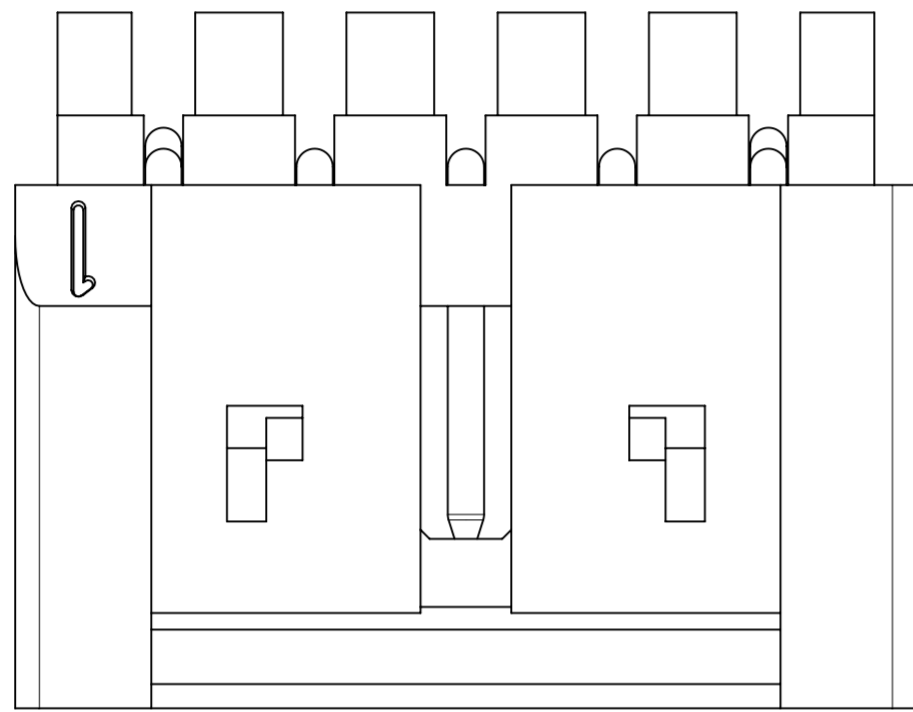


4CIRCUIT

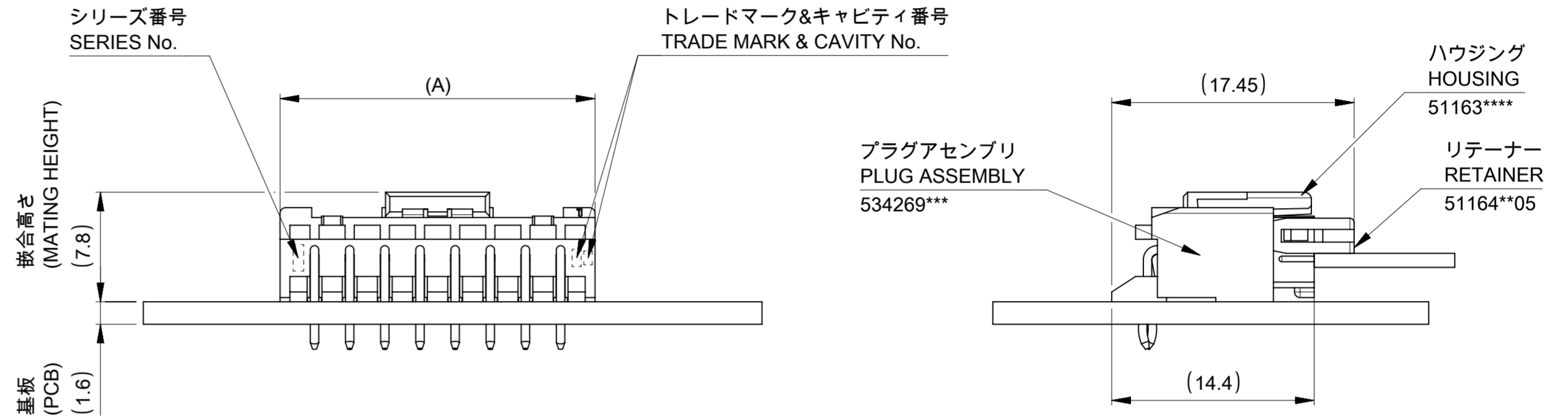


5~15CIRCUIT

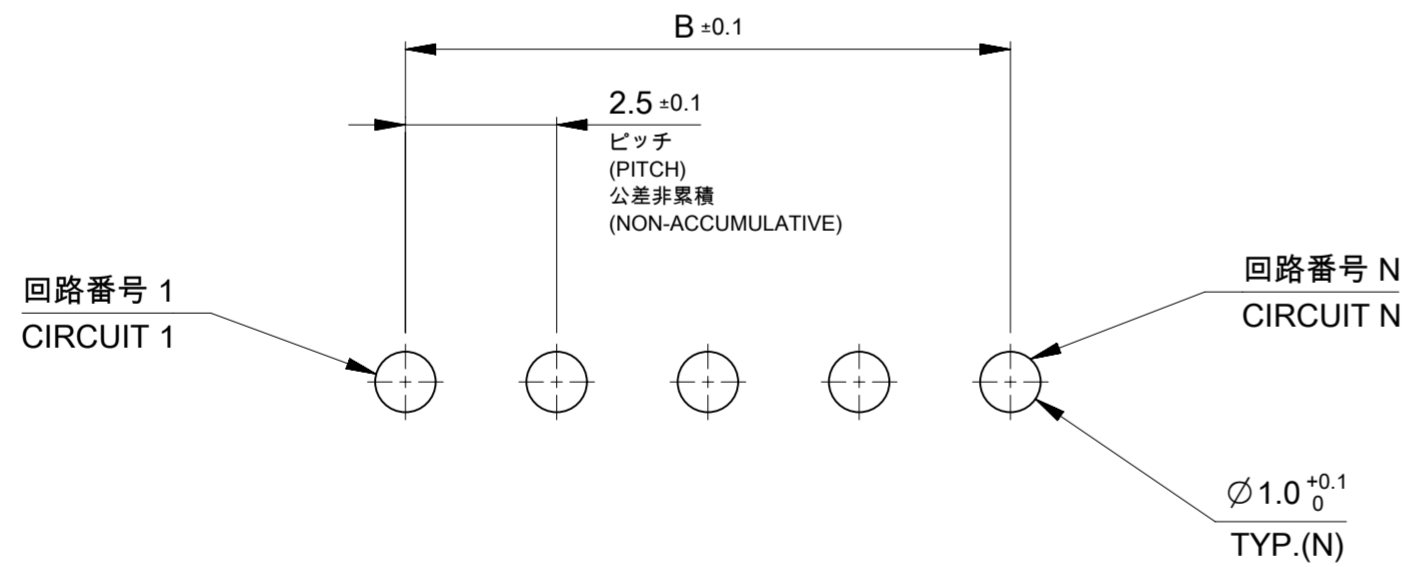
ロック形状図
LOCK CONFIGURATION



製品レイアウト
PRODUCT LAYOUT



嵌合図
MATED CONNECTORS



基板取付穴推奨寸法(マウント面)
RECOMMENDED PCB HOLE DIMENSION
(MOUNTING SIDE),(t=1.6)

黒 BLACK	ナチュラル(白) NATURAL (WHITE)	HSG COLOR
534269151	534269150	15
534269141	534269140	14
534269131	534269130	13
534269121	534269120	12
534269111	534269110	11
534269101	534269100	10
534269091	534269090	9
534269081	534269080	8
534269071	534269070	7
534269061	534269060	6
534269051	534269050	5
534269041	534269040	4
534269031	534269030	3
534269021	534269020	2
発注番号 ORDER NO.		極数 CIRCUIT SIZE

THIS DRAWING CONTAINS INFORMATION THAT IS PROPRIETARY TO MOLEX ELECTRONIC TECHNOLOGIES, LLC AND SHOULD NOT BE USED WITHOUT WRITTEN PERMISSION

DIMENSION UNITS mm	SCALE NTS	CURRENT REV DESC:		molex			
GENERAL TOLERANCES (UNLESS SPECIFIED)		EC NO: 652870					
ANGULAR TOL	± 3.0°	4 PLACES	± 0.2	DRWN: MIKEDA01	2023/03/27	PRODUCT CUSTOMER DRAWING	
		3 PLACES	± 0.2	CHK'D: SAKIYAMA	2023/05/11	DOCUMENT NUMBER	
		2 PLACES	± 0.2	APPR: AIDA	2023/05/15	534260000-SD	
		1 PLACE	± 0.2	INITIAL REVISION:		DOC TYPE	DOC PART
		0 PLACES	± 0.2	DRWN: RWATANABE01	2020/11/18	PSD	001
				APPR: SAKIYAMA	2020/11/20		B
DRAFT WHERE APPLICABLE MUST REMAIN WITHIN DIMENSIONS		THIRD ANGLE PROJECTION	DRAWING	SERIES	MATERIAL NUMBER	CUSTOMER	SHEET NUMBER
			A2-SIZE	53426	3	GENERAL	2 OF 2