



Mushroom pushbutton, 22 mm, round, plastic, red, 40 mm, latching, pull-to-unlatch mechanism, with holder, 1 NC, screw terminal

product brand name	SIRIUS ACT
product designation	Mushroom pushbuttons
design of the product	Complete unit
product type designation	3SU1
product line	Plastic, black, 22 mm
manufacturer's article number	
• of supplied contact module at position 1	3SU1400-1AA10-1CA0
• of the supplied holder	3SU1500-0AA10-0AA0
• of the supplied actuator	3SU1000-1BA20-0AA0
Enclosure	
number of command points	1
Actuator	
principle of operation of the actuating element	latching
product extension optional light source	No
color of the actuating element	red
material of the actuating element	plastic
shape of the actuating element	round
outer diameter of the actuating element	40 mm
number of contact modules	1
type of unlocking device	pull-to-unlatch mechanism
number of switching positions	2
Front ring	
product component front ring	Yes
design of the front ring	Standard
material of the front ring	plastic
color of the front ring	black
Holder	
material of the holder	Plastic
Display	
number of LEDs	0
General technical data	
product function	
• positive opening	Yes
• EMERGENCY OFF function	No
• EMERGENCY STOP function	No
product component light source	No
insulation voltage rated value	500 V

degree of pollution	3
type of voltage of the operating voltage	AC/DC
surge voltage resistance rated value	6 kV
protection class IP	IP66, IP67, IP69(IP69K)
• of the terminal	IP20
degree of protection NEMA rating	1, 2, 3, 3R, 4, 4X, 12, 13
shock resistance	
• acc. to IEC 60068-2-27	Sinusoidal half-wave 50g / 11 ms
• for railway applications acc. to DIN EN 61373	Category 1, Class B
vibration resistance	
• acc. to IEC 60068-2-6	10 ... 500 Hz: 5g
• for railway applications acc. to DIN EN 61373	Category 1, Class B
operating frequency maximum	1 800 1/h
mechanical service life (switching cycles) typical	500 000
electrical endurance (switching cycles) typical	10 000 000
thermal current	10 A
reference code acc. to IEC 81346-2	P
continuous current of the C characteristic MCB	10 A; for a short-circuit current smaller than 400 A
continuous current of the quick DIAZED fuse link	10 A
continuous current of the DIAZED fuse link gG	10 A
• operating voltage at AC	
— at 50 Hz rated value	5 ... 500 V
— at 60 Hz rated value	5 ... 500 V
• operating voltage at DC rated value	5 ... 500 V
Power Electronics	
contact reliability	One maloperation per 100 million (17 V, 5 mA), one maloperation per 10 million (5 V, 1 mA)
Auxiliary circuit	
design of the contact of auxiliary contacts	Silver alloy
number of NC contacts for auxiliary contacts	1
number of NO contacts for auxiliary contacts	0
Connections/ Terminals	
type of electrical connection of modules and accessories	Screw-type terminal
type of connectable conductor cross-sections	
• solid with core end processing	2x (0.5 ... 0.75 mm ²)
• solid without core end processing	2x (1.0 ... 1.5 mm ²)
• finely stranded with core end processing	2x (0.5 ... 1.5 mm ²)
• finely stranded without core end processing	2x (1,0 ... 1,5 mm ²)
• at AWG cables	2x (18 ... 14)
tightening torque of the screws in the bracket	1 ... 1.2 N·m
• tightening torque with screw-type terminals	0.8 ... 0.9 N·m
Ambient conditions	
• ambient temperature during operation	-25 ... +70 °C
• ambient temperature during storage	-40 ... +80 °C
environmental category during operation acc. to IEC 60721	3M6, 3S2, 3B2, 3C3, 3K6 (with relative air humidity of 10 ... 95 %, no condensation in operation permitted for all devices behind front panel)
Installation/ mounting/ dimensions	
fastening method	
• of modules and accessories	Front plate mounting
height	40 mm
width	40 mm
shape of the installation opening	round
mounting diameter	22.3 mm
positive tolerance of installation diameter	0.4 mm
mounting height	27.5 mm
installation width	40 mm
installation depth	49.7 mm

Certificates/ approvals

General Product Approval

Declaration of Conformity



[Miscellaneous](#)

Test Certificates

Marine / Shipping

[Type Test Certificates/Test Report](#)

[Special Test Certificate](#)



Marine / Shipping

other



[Confirmation](#)

Further information

Information- and Downloadcenter (Catalogs, Brochures,...)

<https://www.siemens.com/ic10>

Industry Mall (Online ordering system)

<https://mall.industry.siemens.com/mall/en/en/Catalog/product?mlfb=3SU1100-1BA20-1CA0>

Cax online generator

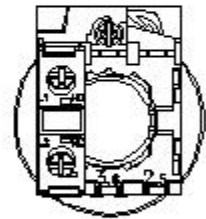
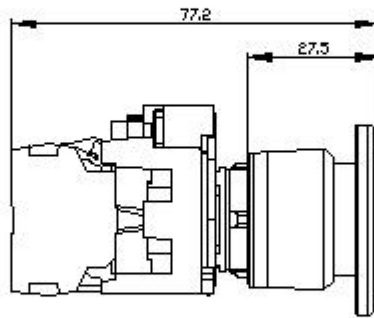
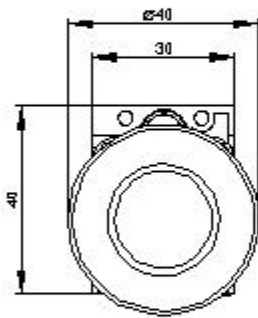
<http://support.automation.siemens.com/WW/CAXorder/default.aspx?lang=en&mlfb=3SU1100-1BA20-1CA0>

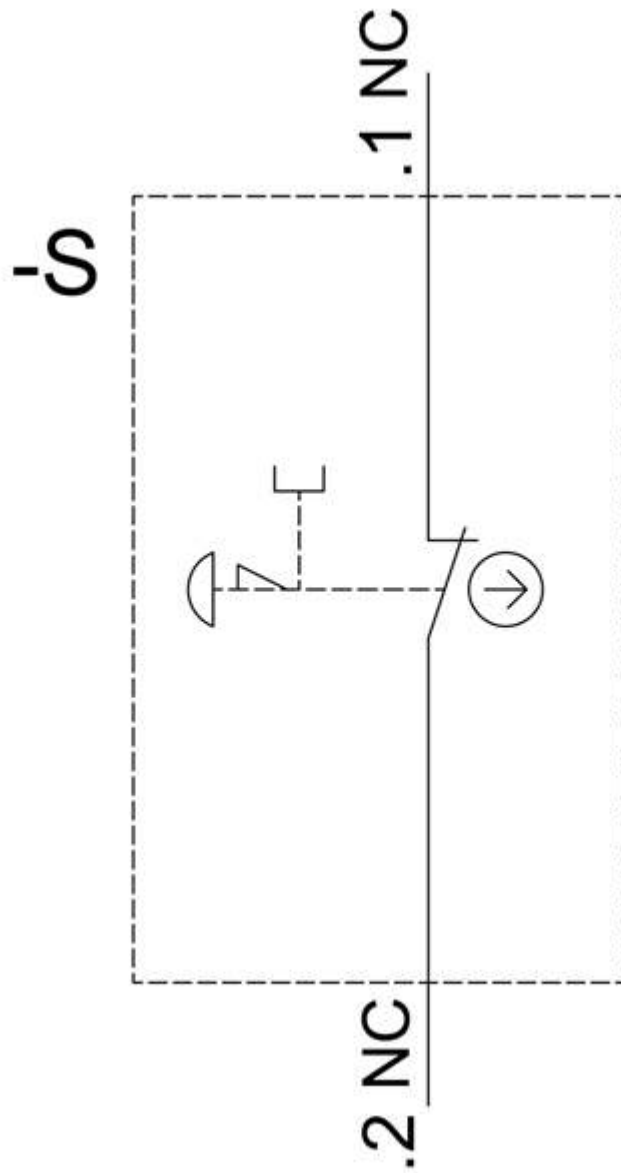
Service&Support (Manuals, Certificates, Characteristics, FAQs,...)

<https://support.industry.siemens.com/cs/ww/en/ps/3SU1100-1BA20-1CA0>

Image database (product images, 2D dimension drawings, 3D models, device circuit diagrams, EPLAN macros, ...)

http://www.automation.siemens.com/bilddb/cax_de.aspx?mlfb=3SU1100-1BA20-1CA0&lang=en





last modified:

8/31/2020 [↗](#)