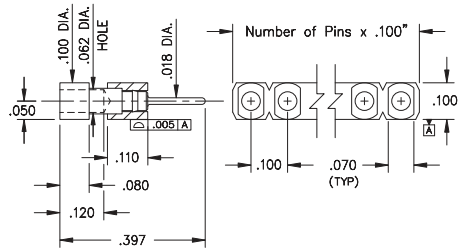


INTERCONNECTS

SERIES 310, 330, 351 • .100" GRID (.018" DIA. PINS), SURFACE MOUNT HEADERS AND SOCKETS • SINGLE ROW STRIPS

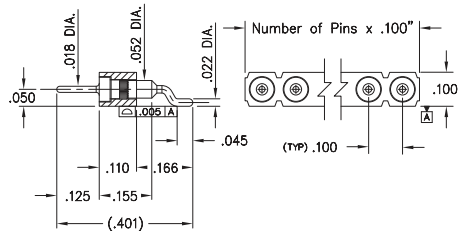
Mates with Series 310...023 Surface Mount Z-Bend Socket (See Fig. 3)



Coplanarity .005". For pin counts >10 positions, consult Technical Support.

FIG. 1

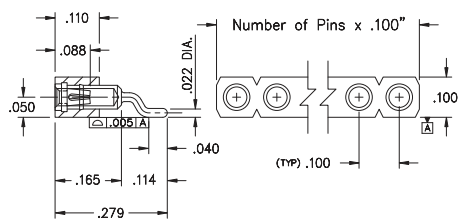
Mates with Series 310...023 Surface Mount Z-Bend Socket (See Fig. 3)



Coplanarity .005". For pin counts >10 positions, consult Technical Support.

FIG. 2

Mates with Series 351...002 and 330...027 Surface Mount Header (See Fig. 1 & 2)



Coplanarity .005". For pin counts >10 positions, consult Technical Support.

FIG. 3

- Series 351 horizontal surface mount headers are available with .018" dia. pluggable pins (MM #5102). Series 330 horizontal surface mount z-bend headers use MM #3027 pins. See page 224 for details
- Series 310 horizontal surface mount Z-Bend sockets uses MM #1023 receptacles that accept pin diameters from .015"-.025". See pages 171 for details
- Insulators are high temperature thermoplastic, suitable for all soldering operations
- Ideal for daisy chaining parallel boards



ORDERING INFORMATION









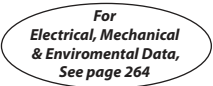





FIG. 1	Series 351...002 .018" Dia. Surface Mount Header
	351-10-1__-40-002000 Specify number of pins 02-10
FIG. 2	Series 330...027 .018" Dia. Surface Mount Z-Bend Header
	330-XX-1__-40-027000 Specify number of pins 02-10
  	
SPECIFY PLATING CODE XX=	
Pin Plating 	10  40 
	10 μ" Au 200 μ" Sn

FIG. 3	Series 310...023 .018" Dia. Surface Mount Z-Bend Socket
	310-XX-1__-40-023000 Specify number of pins 02-10
  	
SPECIFY PLATING CODE XX=	
Sleeve (Pin) 	91 93 99 41  43  44 
Contact (Clip) 	200 μ" Sn/Pb 200 μ" Sn/Pb 200 μ" Sn/Pb 200 μ" Sn 200 μ" Sn 200 μ" Sn
	10 μ" Au 30 μ" Au 100 μ" Sn/Pb 10 μ" Au 30 μ" Au 100 μ" Sn

