

MATERIALS & SPECIFICATIONS

PART NO.	A55000-025	REV	ECO	DATE	APP
		F	100683	06-28-14	TLM

HOUSING:
ALUMINUM 6061-T6, NICKEL
PLATE PER SAE-AMS-2404.

INSULATOR:
THERMOPLASTIC PER MIL-DTL-
32139

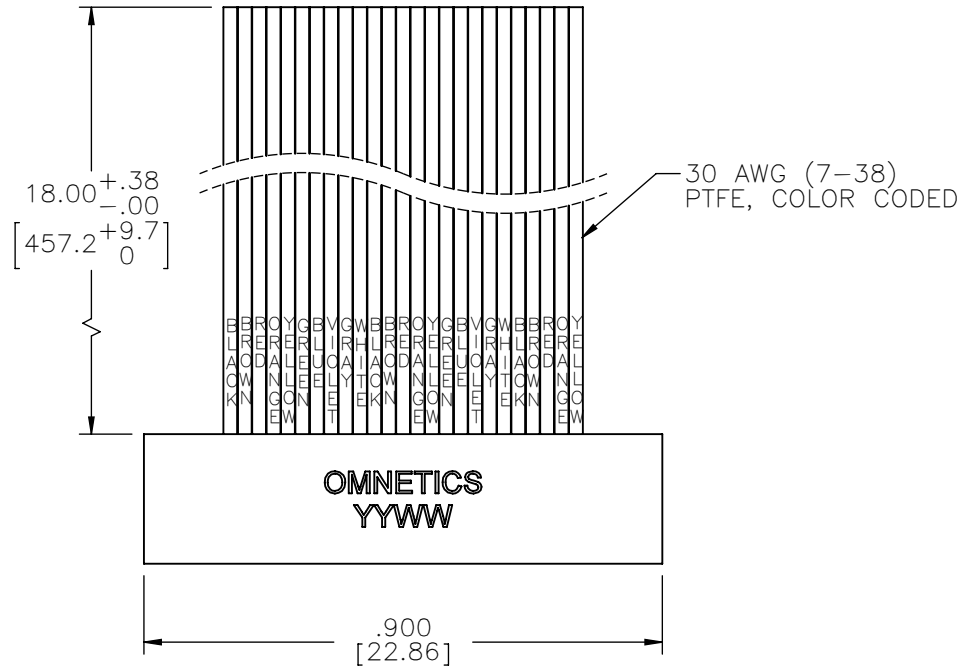
CONTACT:
COPPER ALLOY PER MIL-DTL-
32139, GOLD PLATE PER ASTM
B488, (HARD GOLD) TYPE II
CODE C, CLASS 1.27

WIRE:
NEMA HP3 TYPE ET, COLOR
CODED IAW MIL-STD-681,
SYSTEM 1, USING TEN SOLID
REPEATING COLORS

CURRENT RATING:
1 AMP MAX PER MIL-DTL-32139

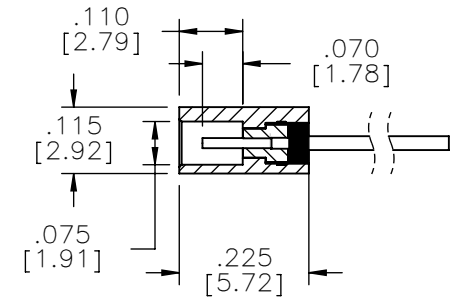
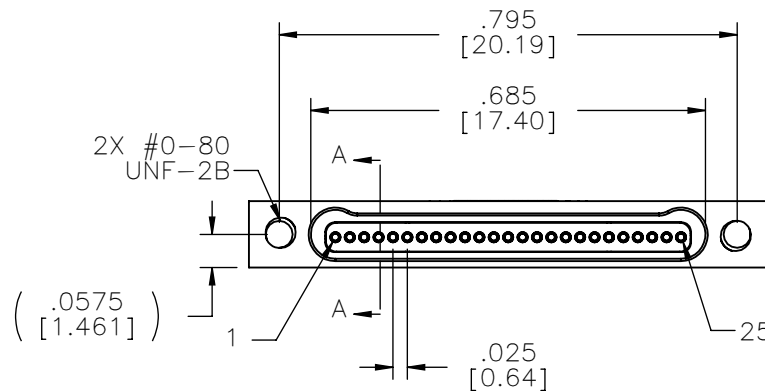
CONTACT RESISTANCE:
71 MILLIOHM MAX (71mV DROP
MAX) @ 1.0 AMPS PER MIL-
DTL-32139

PERFORMANCE:
PRODUCT FAMILY TESTED TO AND
PASSED THE PERFORMANCE
SPECIFICATIONS OF TABLE VIII OF
MIL-DTL-32139.



ACTUAL SIZE
EXCLUDING
WIRE LENGTH

SOCKET #	COLOR
1, 11, 21	BLACK
2, 12, 22	BROWN
3, 13, 23	RED
4, 14, 24	ORANGE
5, 15, 25	YELLOW
6, 16	GREEN
7, 17	BLUE
8, 18	VIOLET
9, 19	GRAY
10, 20	WHITE



SECTION A-A

NOTE:

DIMENSIONS IN [] ARE IN
MILLIMETERS UNLESS
OTHERWISE NOTED AND ARE
FOR REFERENCE ONLY

MBS SLDW	THIRD ANGLE
	-TOLERANCES-
	UNLESS OTHERWISE NOTED
	DIMENSIONS IN INCHES
2	PL DEC ± .01
3	PL DEC ± .005
4	PL DEC ± .0005
	ANGLES ± 1°

THIS DRAWING CONTAINS CONFIDENTIAL AND PROPRIETARY INFORMATION WHICH IS THE PROPERTY OF OMNETICS CONNECTOR CORP. THIS DOCUMENT MAY NOT, IN WHOLE OR IN PART, BE DUPLICATED, OR DISCLOSED FOR ANY PURPOSE, WITHOUT WRITTEN PERMISSION FROM OMNETICS CONNECTOR CORP.	
DFTM. TEP	DATE 08-31-06
CHK'D.	DATE
APP'D.	DATE
TITLE: (25) SOCKET FEMALE Bi-Lobe® CONNECTOR	

OMNETICS
CONNECTOR CORPORATION
7260 COMMERCE CIRCLE EAST
MINNEAPOLIS, MN 55432
WWW.OMNETICS.COM

CAGE CODE 61873
DWG NO. A55000-025
SHEET 1 OF 1
SCALE: 3:1
REV F