

DO NOT  
SCALE FROM  
THIS PRINT

FOPC-XX-XX-XXX-XX-XX

- END 1**  
 -01: MTP MALE  
 -02: MTP FEMALE  
 -03: QSFP LOOPBACK MALE  
 -04: QSFP LOOPBACK FEMALE  
 -05: CXP LOOPBACK MALE  
 -06: CXP LOOPBACK FEMALE

- CONSTRUCTION\***  
 -01: 3mm ROUND JACKET  
 \*\*-02: ORANGE SECURE KEY MTP  
 \*\*-03: BLUE SECURE KEY MTP

- FIBERS\***  
 -12  
 -24

- END 2\***  
 -01: MTP MALE  
 -02: MTP FEMALE

- LENGTH\***  
 -003: 3 METERS  
 -010: 10 METERS  
 -100: 100 METERS  
 (OTHER LENGTHS AVAILABLE AS  
 CUSTOM PART NUMBERS)

\* LEAVE BLANK FOR END 1 OPTIONS -03, -04, -05, -06  
 \*\*AVAILABLE ONLY WITH END OPTION -02 AND -24 FIBERS

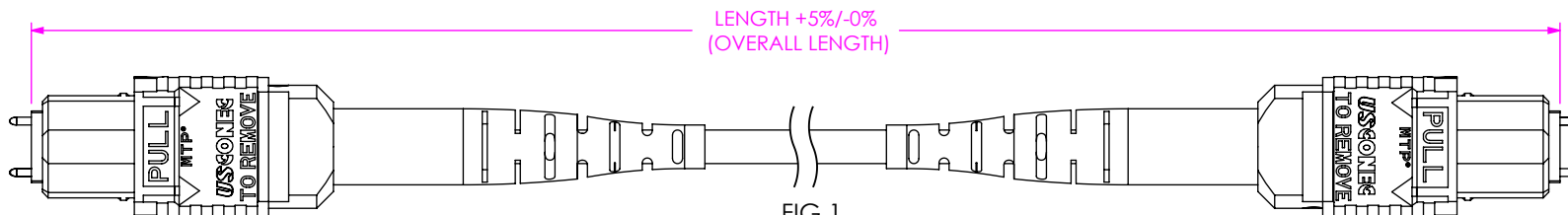


FIG 1  
 FOPC-01-01-XXX-12-01 SHOWN

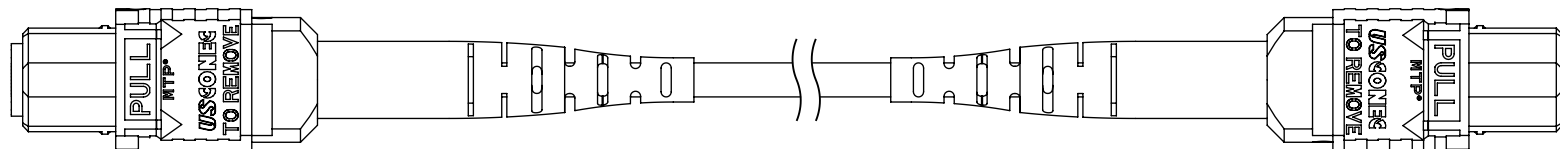


FIG 2  
 FOPC-02-02-XXX-24-01 SHOWN




FIG 3  
 FOPC-03 SHOWN

- NOTES:**  
 1. ALL PATCH CABLES BUILT WITH 12 FIBERS ARE ANSI/TIA-568.3-D TYPE-B:1-1 (SEE TABLE 1, SHT 2)  
 2. ALL PATCH CABLES BUILT WITH 24 FIBERS ARE ANSI/TIA-568.3-D TYPE-A:2-2 (SEE TABLE 2, SHT 2)  
 3. EMAIL OPTICS@SAMTEC.COM FOR SPECIFIC APPLICATION INFORMATION

UNLESS OTHERWISE SPECIFIED,  
 DIMENSIONS ARE IN INCHES.

TOLERANCES ARE:

DECIMALS	ANGLES
.XX: ±.01[0.3]	2°
.XXX: ±.005[0.13]	
.XXXX: ±.0020[0.051]	

**PROPRIETARY NOTE**

THIS DOCUMENT CONTAINS CONFIDENTIAL AND PROPRIETARY INFORMATION AND ALL DESIGN, MANUFACTURING, REPRODUCTION, USE, PATENT RIGHTS AND SALES RIGHTS ARE EXPRESSLY RESERVED BY SAMTEC, INC. THIS DOCUMENT SHALL NOT BE DISCLOSED, IN WHOLE OR PART, TO ANY UNAUTHORIZED PERSON OR ENTITY NOR REPRODUCED, TRANSFERRED OR INCORPORATED IN ANY OTHER PROJECT IN ANY MANNER WITHOUT THE EXPRESS WRITTEN CONSENT OF SAMTEC, INC.



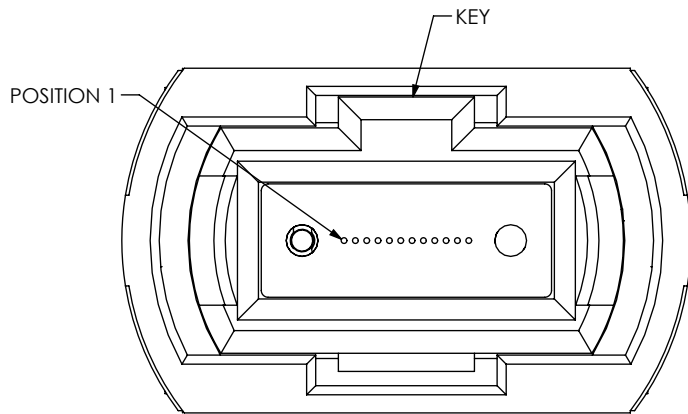
520 PARK EAST BLVD, NEW ALBANY, IN 47150  
 PHONE: 812-944-6733 FAX: 812-948-5047  
 e-Mail: info@SAMTEC.com code 55322

DO NOT SCALE DRAWING SHEET SCALE: 3:2

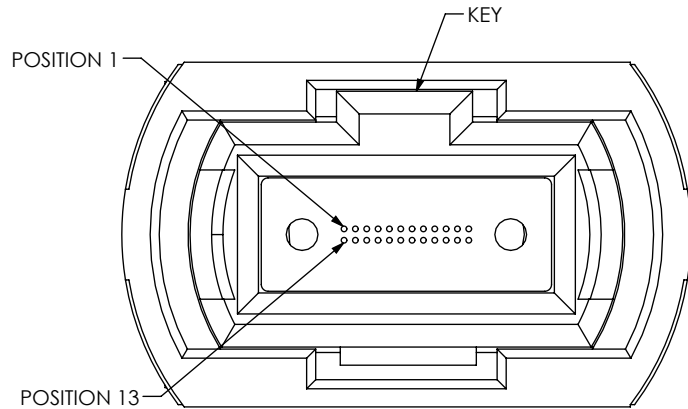
DESCRIPTION: FIBER OPTIC PATCH CABLE

DWG. NO. FOPC-XX-XX-XXX-XX-XX

BY: JEAN W. 02/05/2015 SHEET 1 OF 4



12 FIBER CONNECTOR



24 FIBER CONNECTOR

TABLE 1: 12 FIBER CABLE POLARITY		
SIDE A POS	FIBER COLOR	SIDE B POS
1	BLUE	12
2	ORANGE	11
3	GREEN	10
4	BROWN	9
5	SLATE	8
6	WHITE	7
7	RED	6
8	BLACK	5
9	YELLOW	4
10	VIOLET	3
11	ROSE	2
12	AQUA	1

TABLE 2: 24 FIBER CABLE POLARITY			
SIDE A POS	FIBER COLOR	SIDE B POS	
1	BLUE	13	
2	ORANGE	14	
3	GREEN	15	
4	BROWN	16	
5	SLATE	17	
6	WHITE	18	
7	RED	19	
8	BLACK	20	
9	YELLOW	21	
10	VIOLET	22	
11	ROSE	23	
12	AQUA	24	
13	BLUE	+	1
14	ORANGE	+	2
15	GREEN	+	3
16	BROWN	+	4
17	SLATE	+	5
18	WHITE	+	6
19	RED	+	7
20	BLACK	+	8
21	YELLOW	+	9
22	VIOLET	+	10
23	ROSE	+	11
24	AQUA	+	12

**PROPRIETARY NOTE**  
 THIS DOCUMENT CONTAINS CONFIDENTIAL AND PROPRIETARY INFORMATION AND ALL DESIGN, MANUFACTURING, REPRODUCTION, USE, PATENT RIGHTS AND SALES RIGHTS ARE EXPRESSLY RESERVED BY SAMTEC, INC. THIS DOCUMENT SHALL NOT BE DISCLOSED, IN WHOLE OR PART, TO ANY UNAUTHORIZED PERSON OR ENTITY NOR REPRODUCED, TRANSFERRED OR INCORPORATED IN ANY OTHER PROJECT IN ANY MANNER WITHOUT THE EXPRESS WRITTEN CONSENT OF SAMTEC, INC.

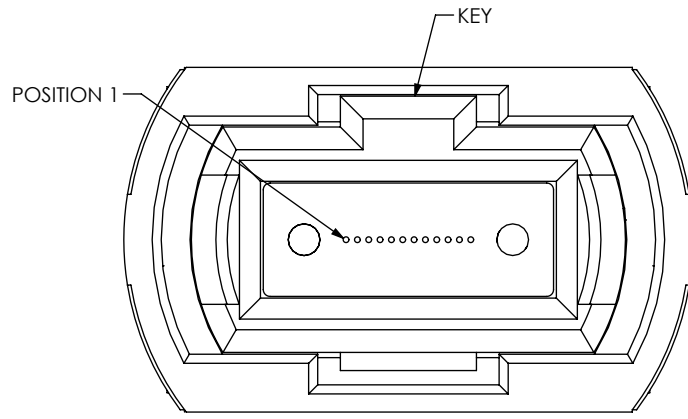


520 PARK EAST BLVD., NEW ALBANY, IN 47150  
 PHONE: 812-944-6733 FAX: 812-948-5047  
 e-Mail: info@SAMTEC.com code 55322

DESCRIPTION:  
 FIBER OPTIC PATCH CABLE







DWG. NO.  
**FOPC-XX-XX-XXX-XX-XX**

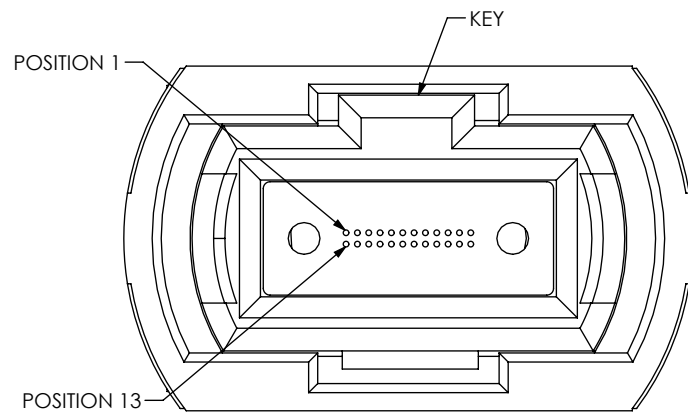
BY: JEAN W. 02/05/2015 SHEET 2 OF 4



QSFP LOOPBACK













**TABLE 3: QSFP LOOPBACK COLOR CODING**

		FIBER COLOR	
1	12	BLUE	
2	11	ORANGE	
3	10	GREEN	
4	9	BROWN	
5	8	SLATE	
6	7	WHITE	



CXP / CFP LOOPBACK

**TABLE 4: CXP/CFP LOOPBACK COLOR CODING**

		FIBER COLOR	
1	13	BLUE	
2	14	ORANGE	
3	15	GREEN	
4	16	BROWN	
5	17	SLATE	
6	18	WHITE	
7	19	RED	
8	20	BLACK	
9	21	YELLOW	
10	22	VIOLET	
11	23	ROSE	
12	24	AQUA	

**PROPRIETARY NOTE**  
 THIS DOCUMENT CONTAINS CONFIDENTIAL AND PROPRIETARY INFORMATION AND ALL DESIGN, MANUFACTURING, REPRODUCTION, USE, PATENT RIGHTS AND SALES RIGHTS ARE EXPRESSLY RESERVED BY SAMTEC, INC. THIS DOCUMENT SHALL NOT BE DISCLOSED, IN WHOLE OR PART, TO ANY UNAUTHORIZED PERSON OR ENTITY NOR REPRODUCED, TRANSFERRED OR INCORPORATED IN ANY OTHER PROJECT IN ANY MANNER WITHOUT THE EXPRESS WRITTEN CONSENT OF SAMTEC, INC.

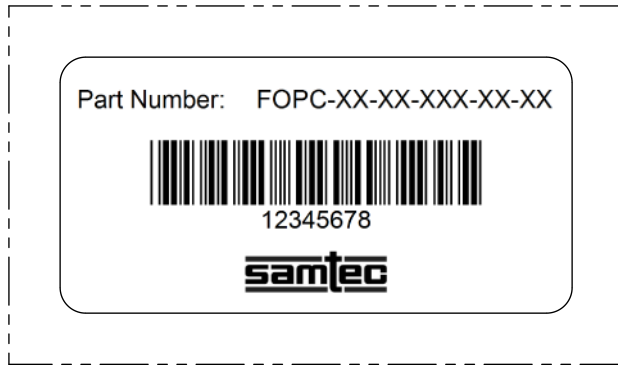
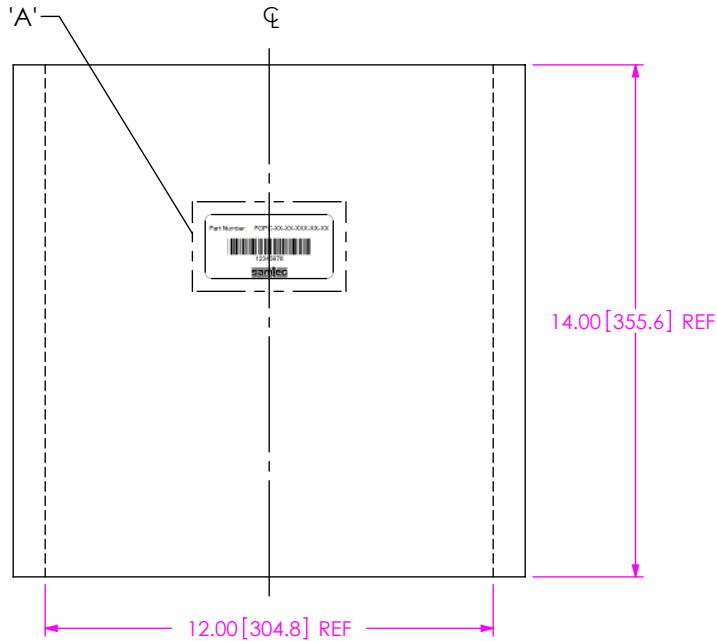


520 PARK EAST BLVD. NEW ALBANY, IN 47150  
 PHONE: 812-944-6733 FAX: 812-948-5047  
 e-Mail info@SAMTEC.com code 55322

DESCRIPTION: FIBER OPTIC PATCH CABLE

DWG. NO. **FOPC-XX-XX-XXX-XX-XX**

BY: JEAN W. 02/05/2015 SHEET 3 OF 4



DETAIL 'A'

ITEM	PART NUMBER	DESCRIPTION	QTY	COST QTY	UOM
1	SEE TABLE 3	FIBER OPTIC PATCH CABLE	1	1	EACH
2	SSBAG-12X14-AS	PACKAGING BAG	1	1	EACH
3	LABEL-4X2	LABEL	1/3000	1/3000	EACH

PACKAGING VIEW

JACKET COLOR	AQUA
JACKET UL RATING	UL-910 OFNP
MODE	MULTIMODE
INSERTION LOSS	< 0.75 dB
RETURN LOSS	> 20 dB
OPERATING WAVELENGTH	850 nm - 1310 nm
CORE/CLADDING/BUFFER	50 μm / 125 μm / 250 μm

PART NUMBER	BOM ITEM
FOPC-01-01-003-12-01	CCS-187300-01-FC
FOPC-01-01-010-12-01	CCS-187300-02-FC
FOPC-01-01-100-12-01	CCS-187300-03-FC
FOPC-01-01-003-24-01	FOP-06-06-A-24-01-003.0
FOPC-01-01-010-24-01	FOP-06-06-A-24-01-010.0
FOPC-01-01-100-24-01	FOP-06-06-A-24-01-100.0
FOPC-01-02-003-12-01	CCS-185419-01-FC
FOPC-01-02-010-12-01	CCS-185419-02-FC
FOPC-01-02-100-12-01	CCS-185419-03-FC
FOPC-01-02-003-24-01	FOP-06-07-A-24-01-003.0
FOPC-01-02-010-24-01	FOP-06-07-A-24-01-010.0
FOPC-01-02-100-24-01	FOP-06-07-A-24-01-100.0
FOPC-02-01-003-12-01	CCS-185419-01-FC
FOPC-02-01-010-12-01	CCS-185419-02-FC
FOPC-02-01-100-12-01	CCS-185419-03-FC
FOPC-02-01-003-24-01	FOP-06-07-A-24-01-003.0
FOPC-02-01-010-24-01	FOP-06-07-A-24-01-010.0
FOPC-02-01-100-24-01	FOP-06-07-A-24-01-100.0
FOPC-02-02-003-12-01	CCS-187303-01-FC
FOPC-02-02-010-12-01	CCS-187303-02-FC
FOPC-02-02-100-12-01	CCS-187303-03-FC
FOPC-02-02-003-24-01	FOP-07-07-A-24-01-003.0
FOPC-02-02-010-24-01	FOP-07-07-A-24-01-010.0
FOPC-02-02-100-24-01	FOP-07-07-A-24-01-100.0
FOPC-02-02-003-24-02	CCS-192313-03-FC
FOPC-02-02-010-24-02	CCS-192313-05-FC
FOPC-02-02-100-24-02	CCS-192313-04-FC
FOPC-02-02-003-24-03	CCS-192314-03-FC
FOPC-02-02-010-24-03	CCS-192314-05-FC
FOPC-02-02-100-24-03	CCS-192314-14-FC
FOPC-03	QSFP-MTP-LOOPBACK-OM3-M
FOPC-04	QSFP-MTP-LOOPBACK-OM3-F
FOPC-05	MTP-24-LOOPBACK-OM3-M
FOPC-06	MTP-24-LOOPBACK-OM3-F

**PROPRIETARY NOTE**  
 THIS DOCUMENT CONTAINS CONFIDENTIAL AND PROPRIETARY INFORMATION AND ALL DESIGN, MANUFACTURING, REPRODUCTION, USE, PATENT RIGHTS AND SALES RIGHTS ARE EXPRESSLY RESERVED BY SAMTEC, INC. THIS DOCUMENT SHALL NOT BE DISCLOSED, IN WHOLE OR PART, TO ANY UNAUTHORIZED PERSON OR ENTITY NOR REPRODUCED, TRANSFERRED OR INCORPORATED IN ANY OTHER PROJECT IN ANY MANNER WITHOUT THE EXPRESS WRITTEN CONSENT OF SAMTEC, INC.



520 PARK EAST BLVD, NEW ALBANY, IN 47150  
 PHONE: 812-944-6733 FAX: 812-948-5047  
 e-Mail info@SAMTEC.com code 53322

DESCRIPTION: FIBER OPTIC PATCH CABLE

DWG. NO. FOPC-XX-XX-XXX-XX-XX

BY: JEAN W. 02/05/2015 SHEET 4 OF 4