

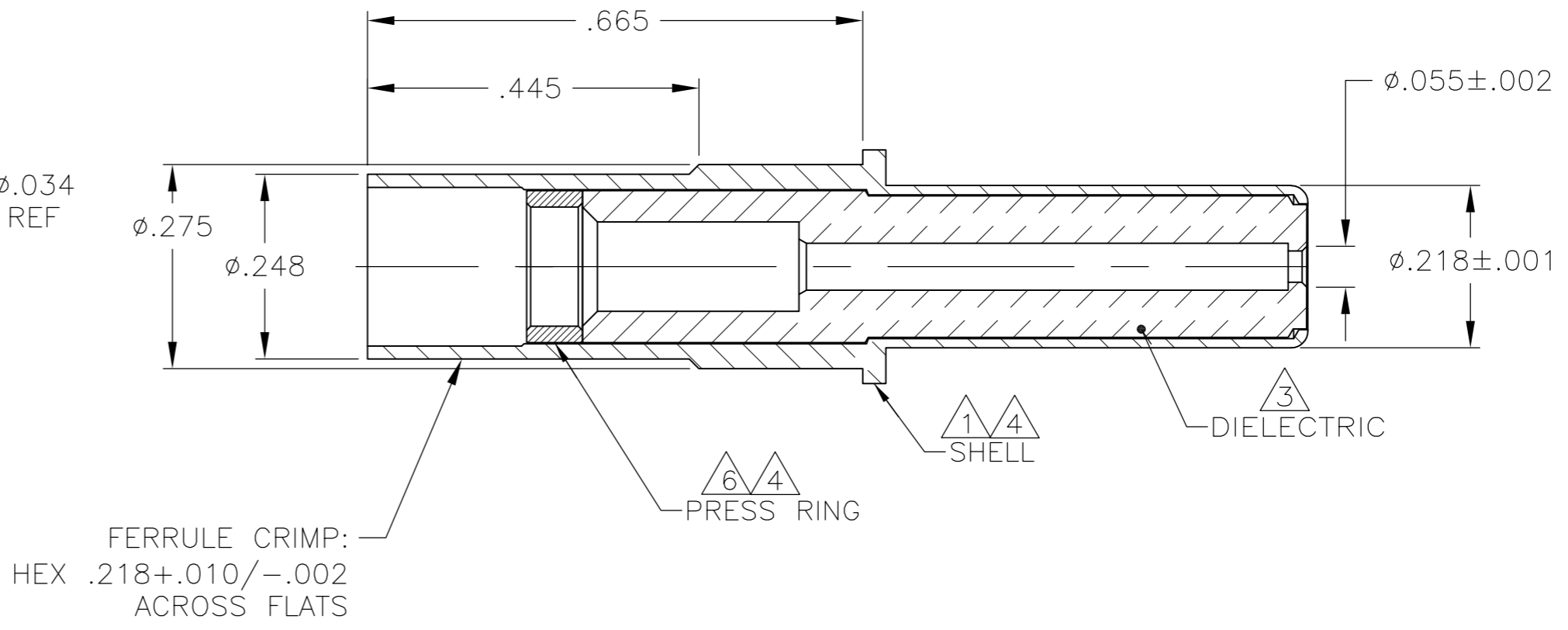
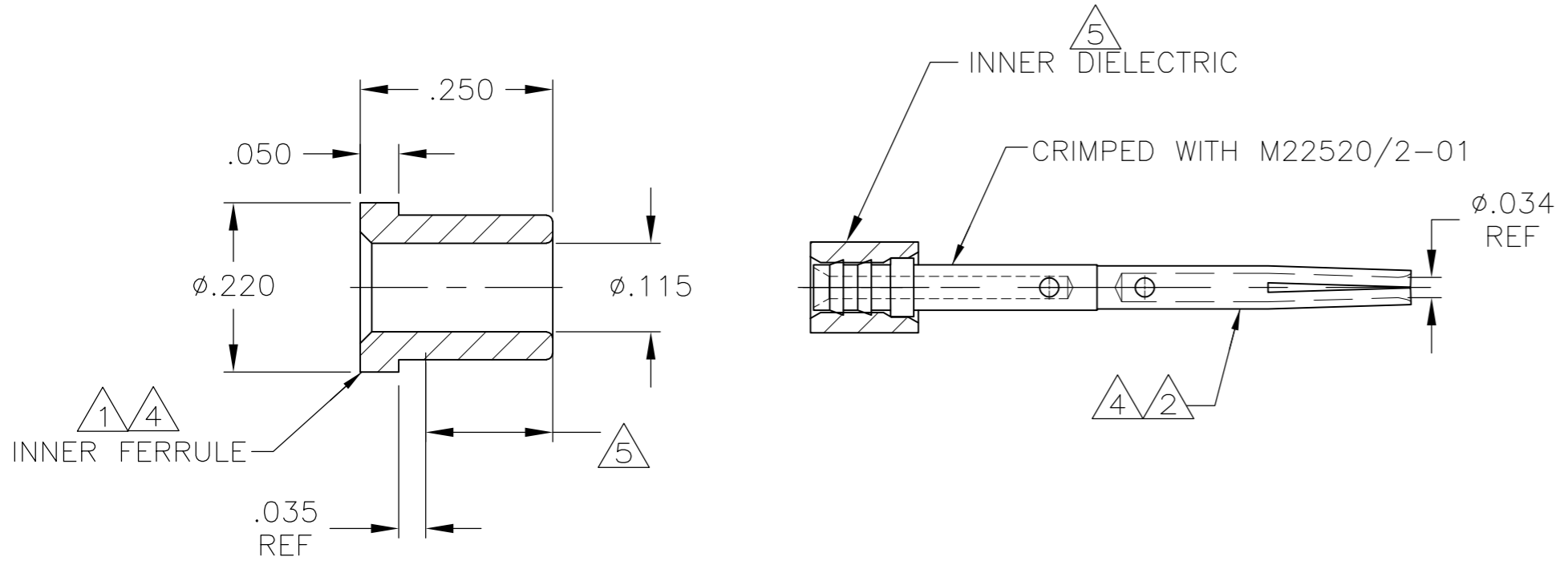
THIS DRAWING IS UNPUBLISHED. RELEASED FOR PUBLICATION - N/A .
 © COPYRIGHT N/A By - ALL RIGHTS RESERVED.

DESIGNED TO USE
RG-179 CABLE

JACKET O.D.:	.100
DIA OVER DIELECTRIC:	.063
INNER CONDUCTOR O.D.:	.012

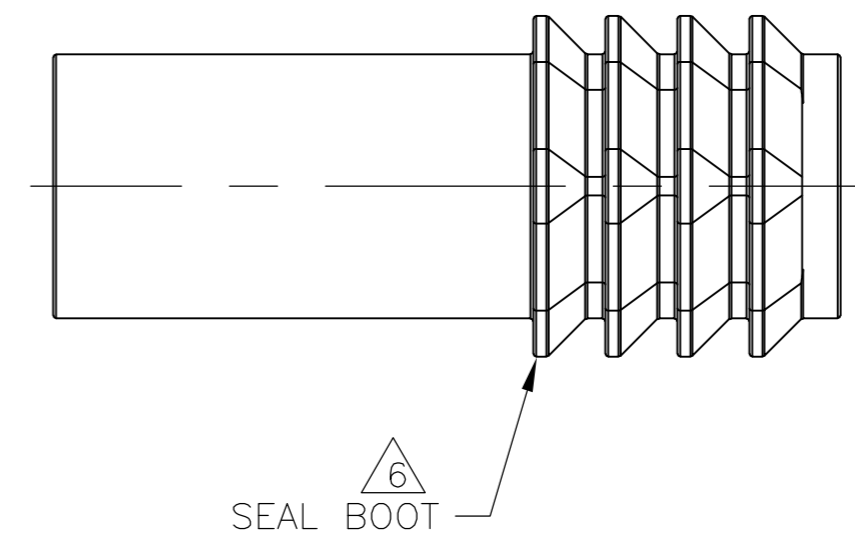
REVISIONS				DATE	DWN	APVD
P	LTR	DESCRIPTION				
E		REV PER ECO 15-002651	2-25-15	CT		EO

- 1 MAT'L: BRASS PER ASTM-B-16
- 2 MAT'L: BERYLLIUM COPPER PER ASTM-B-196.
- 3 MAT'L: PTFE PER ASTM-D-1710.
- 4 FINISH: GOLD PLATE PER MIL-G-45204, TYPE 1, GRADE C, CLASS 1 OVER NICKEL .000050 THK PER QQ-N-290, CLASS 2.
- 5 160 DP. FULL DIAMOND KNURL OVER THIS LENGTH.
- 6 SILICONE RUBBER PER ZZ-R-765.



ASSEMBLY PROCEDURE:

1. STRIP OUTER INSULATION BACK FROM CABLE .600 INCH.
2. SLIGHTLY FLARE THE SHIELD AND TRIM APPROX. .25 INCH OF THE DIELECTRIC, CENTER CONDUCTOR AND FILLER.
3. SLIDE FERRULE OVER STRIPPED END OF CABLE UNTIL KNURLED END IS EVEN WITH CABLE JACKET.
4. COMB OUT SHIELD, FOLD SHIELD BACK OVER THE KNURLED PORTION OF THE FERRULE. TRIM THE SHIELD EVEN WITH THE BOTTOM OF THE FERRULE CAP.
5. TRIM THE DIELECTRIC APPROX. .550 INCH FROM THE END OF THE FOLDED BACK SHIELD.
6. TRIM THE CENTER CONDUCTOR .330 INCH FROM THE END OF THE DIELECTRIC.
7. INSERT THE CENTER CONDUCTOR INTO THE CENTER CONTACT SUB-ASSY UNTIL THE CABLE DIELECTRIC BOTTOMS AGAINST THE CONTACT DIELECTRIC. CRIMP THE CENTER CONDUCTOR USING A M22520/2-01 CRIMP TOOL SET AT SELECTOR SWITCH POSITION #5. IT IS EASIER TO LOCATE CRIMP BY PARTIALLY CLOSING THE CRIMP TEETH UNTIL THE CONTACT DIELECTRIC RESTS AGAINST THE TEETH AND THEN COMPLETE CRIMP.
8. SLIDE CRIMPED CENTER CONTACT SUB-ASSEMBLY INTO BODY HOUSING AND SEAT FERRULE. CRIMP FERRULE USING AN M22520/5-01 HANDTOOL AND DIE SET M22520/5-45 OR EQUIVALENT (.218 HEX CRIMP) CENTERING CRIMP BETWEEN FERRULE CAP AND .275 DIAMETER OF CONTACT. (.445 LENGTH SHOWN ABOVE)



1883433-1
PART NUMBER

THIS DRAWING IS A CONTROLLED DOCUMENT.		DWN	C.C.THOMAS	10-5-06		CONTACT ASSY, SIZE 8, GENERAL PURPOSE RCPT.		
DIMENSIONS: INCHES		CHK	R.GROSS	10-5-06		NAME	-	
TOLERANCES UNLESS OTHERWISE SPECIFIED:		APVD	R.GROSS	10-5-06		SIZE	CAGE CODE	DRAWING NO
0 PLC ± -		PRODUCT SPEC	-			A2	00779	C=1883433
1 PLC ± -		APPLICATION SPEC	-		SCALE	SHEET	REV	
2 PLC ± -		WEIGHT	-		5:1	1 of 1	E	
3 PLC ± .005		CUSTOMER DRAWING	-					
4 PLC ± -								
ANGLES ± -								
FINISH								
SEE CALLOUTS								