


Chip Bead For High Current

CIC41 Series (4516/ EIA 1806)



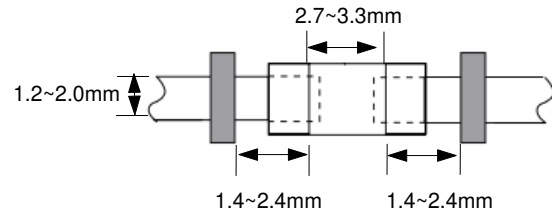
APPLICATION

Noise Suppression in power line

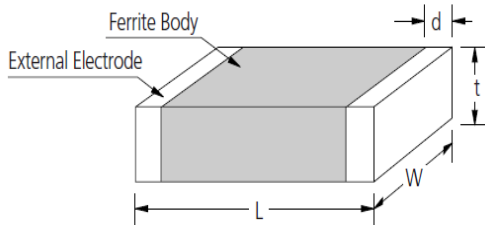
FEATURES

- CIC series is used for high current. (~ 3A)

RECOMMENDED LAND PATTERN



DIMENSION



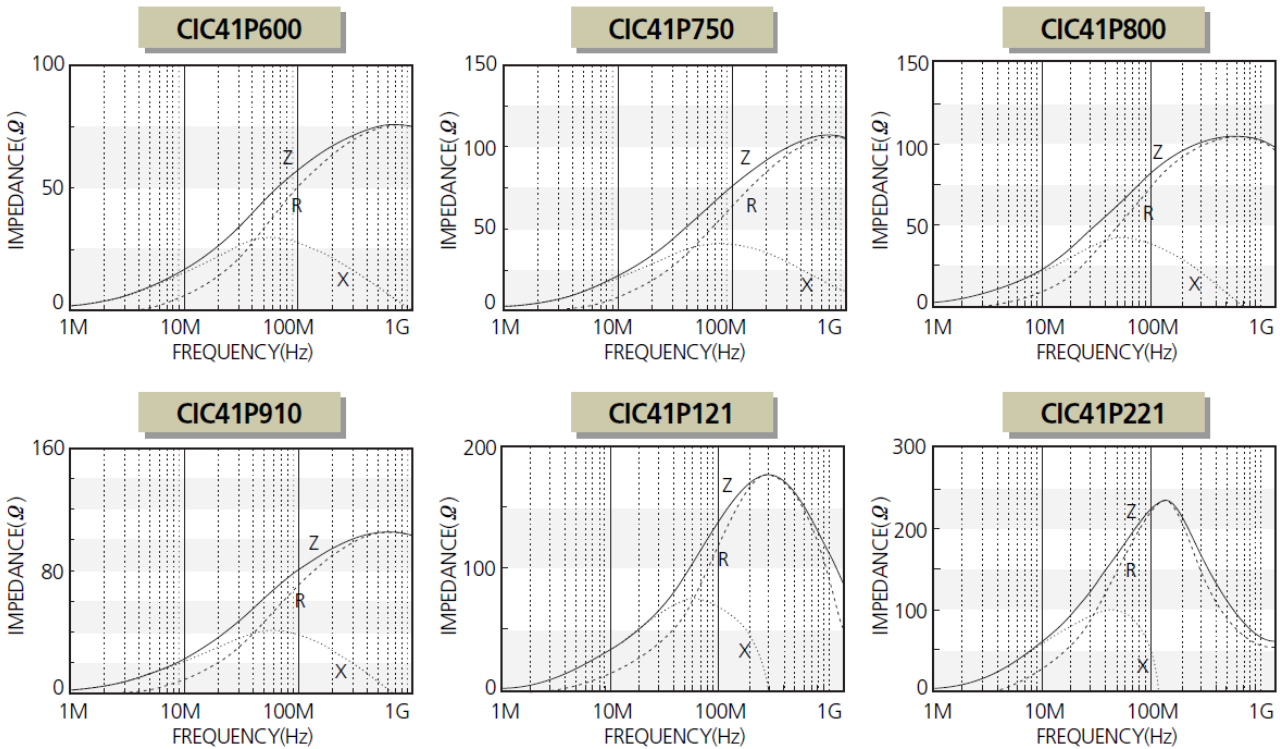
| Type | Dimension [mm] | | | |
|------|----------------|---------|---------|---------|
| | L | W | t | d |
| 41 | 4.5±0.2 | 1.6±0.2 | 1.6±0.2 | 0.5±0.3 |

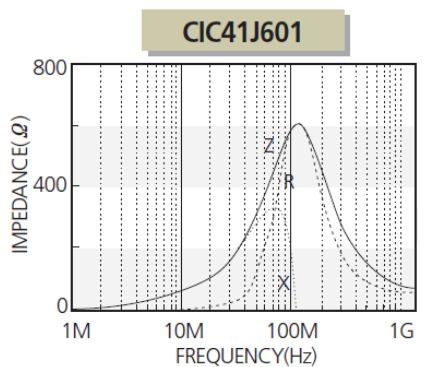
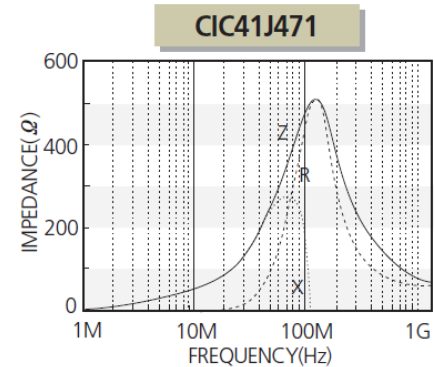
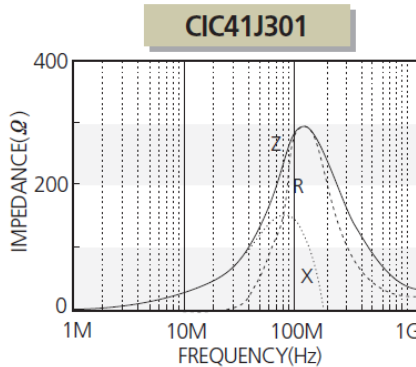
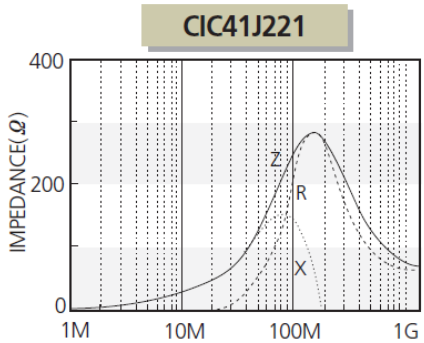
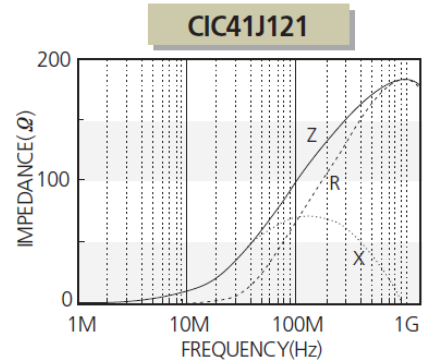
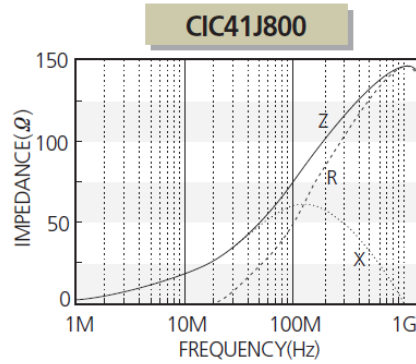
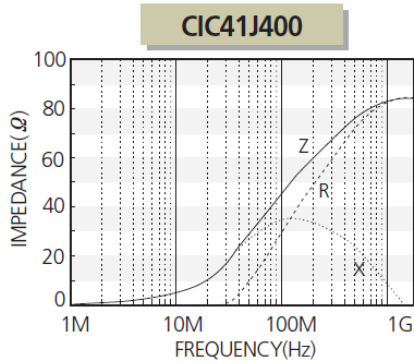
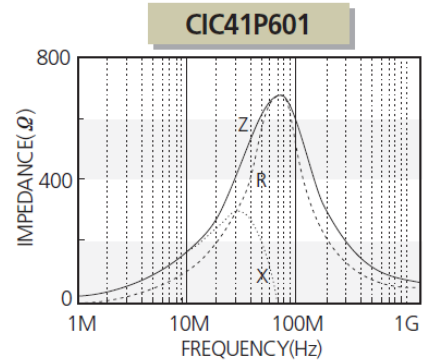
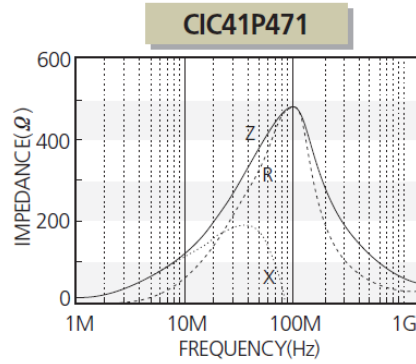
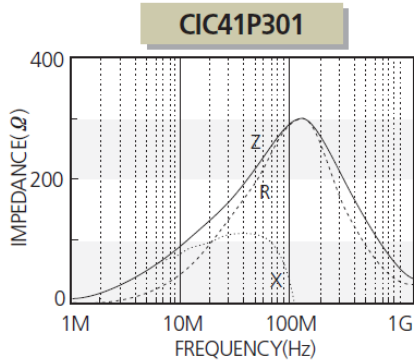
DESCRIPTION

| Part no. | Thickness (mm) | Impedance (Ω)±25%@100MHz | DC Resistance (Ω) Max. | Rated Current (mA) Max. |
|-----------|----------------|--------------------------|------------------------|-------------------------|
| CIC41P260 | 1.6±0.2 | 26 | 0.01 | 6000 |
| CIC41P600 | 1.6±0.2 | 60 | 0.01 | 6000 |
| CIC41P750 | 1.6±0.2 | 75 | 0.01 | 6000 |
| CIC41P800 | 1.6±0.2 | 80 | 0.01 | 6000 |
| CIC41P910 | 1.6±0.2 | 91 | 0.025 | 3000 |
| CIC41P111 | 1.6±0.2 | 110 | 0.025 | 3000 |
| CIC41P121 | 1.6±0.2 | 120 | 0.025 | 3000 |
| CIC41P151 | 1.6±0.2 | 150 | 0.025 | 3000 |
| CIC41P181 | 1.6±0.2 | 180 | 0.025 | 3000 |
| CIC41P221 | 1.6±0.2 | 220 | 0.05 | 2000 |
| CIC41P301 | 1.6±0.2 | 300 | 0.05 | 2000 |
| CIC41P471 | 1.6±0.2 | 470 | 0.05 | 2000 |
| CIC41P601 | 1.6±0.2 | 600 | 0.08 | 1500 |

| Part no. | Thickness (mm) | Impedance (Ω) \pm 25%@100MHz | DC Resistance (Ω) Max. | Rated Current (mA) Max. |
|-----------|----------------|---|---------------------------------|-------------------------|
| CIC41J260 | 1.6 \pm 0.2 | 26 | 0.01 | 6000 |
| CIC41J400 | 1.6 \pm 0.2 | 40 | 0.01 | 6000 |
| CIC41J600 | 1.6 \pm 0.2 | 60 | 0.01 | 6000 |
| CIC41J800 | 1.6 \pm 0.2 | 80 | 0.01 | 6000 |
| CIC41J910 | 1.6 \pm 0.2 | 91 | 0.02 | 6000 |
| CIC41J121 | 1.6 \pm 0.2 | 120 | 0.03 | 3000 |
| CIC41J151 | 1.6 \pm 0.2 | 150 | 0.03 | 3000 |
| CIC41J221 | 1.6 \pm 0.2 | 220 | 0.04 | 2500 |
| CIC41J301 | 1.6 \pm 0.2 | 300 | 0.04 | 2500 |
| CIC41J471 | 1.6 \pm 0.2 | 470 | 0.04 | 2500 |
| CIC41J601 | 1.6 \pm 0.2 | 600 | 0.04 | 2500 |

CHARACTERISTIC DATA





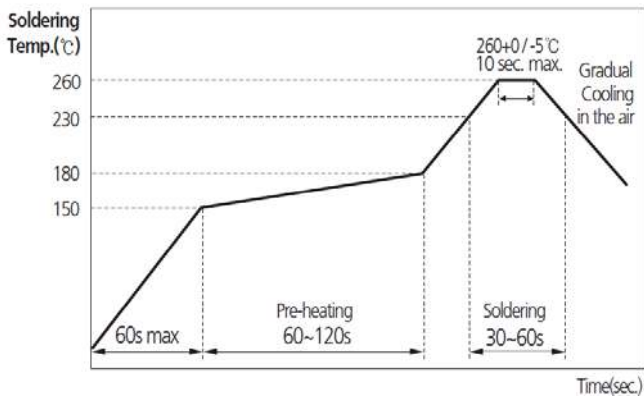
PRODUCT IDENTIFICATION

CI C 41 P 121 N E
(1) (2) (3) (4) (5) (6) (7)

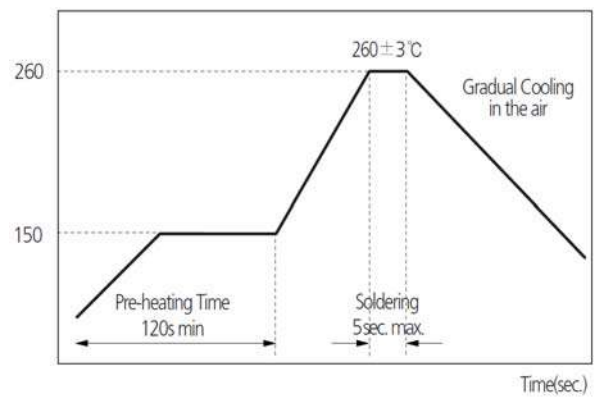
- (1) Chip Beads
- (2) For High current(C:~3A)
- (3) Dimension
- (4) Material Code
- (5) Nominal impedance (300:30Ω, 121:120Ω)
- (6) Thickness option(N:Standard, A:Thinner than standard, B:Thicker than standard)
- (7) Packaging(C:paper tape, E:embossed tape)

RECOMMENDED SOLDERING CONDITION

REFLOW SOLDERING



FLOW SOLDERING



PACKAGING

| Packaging Style | Quantity(pcs/reel) |
|-----------------|--------------------|
| Embossed Taping | 1,000 |



Any data in this sheet are subject to change, modify or discontinue without notice.

The data sheets include the typical data for design reference only. If there is any question regarding the data sheets, please contact our sales personnel or application engineers.