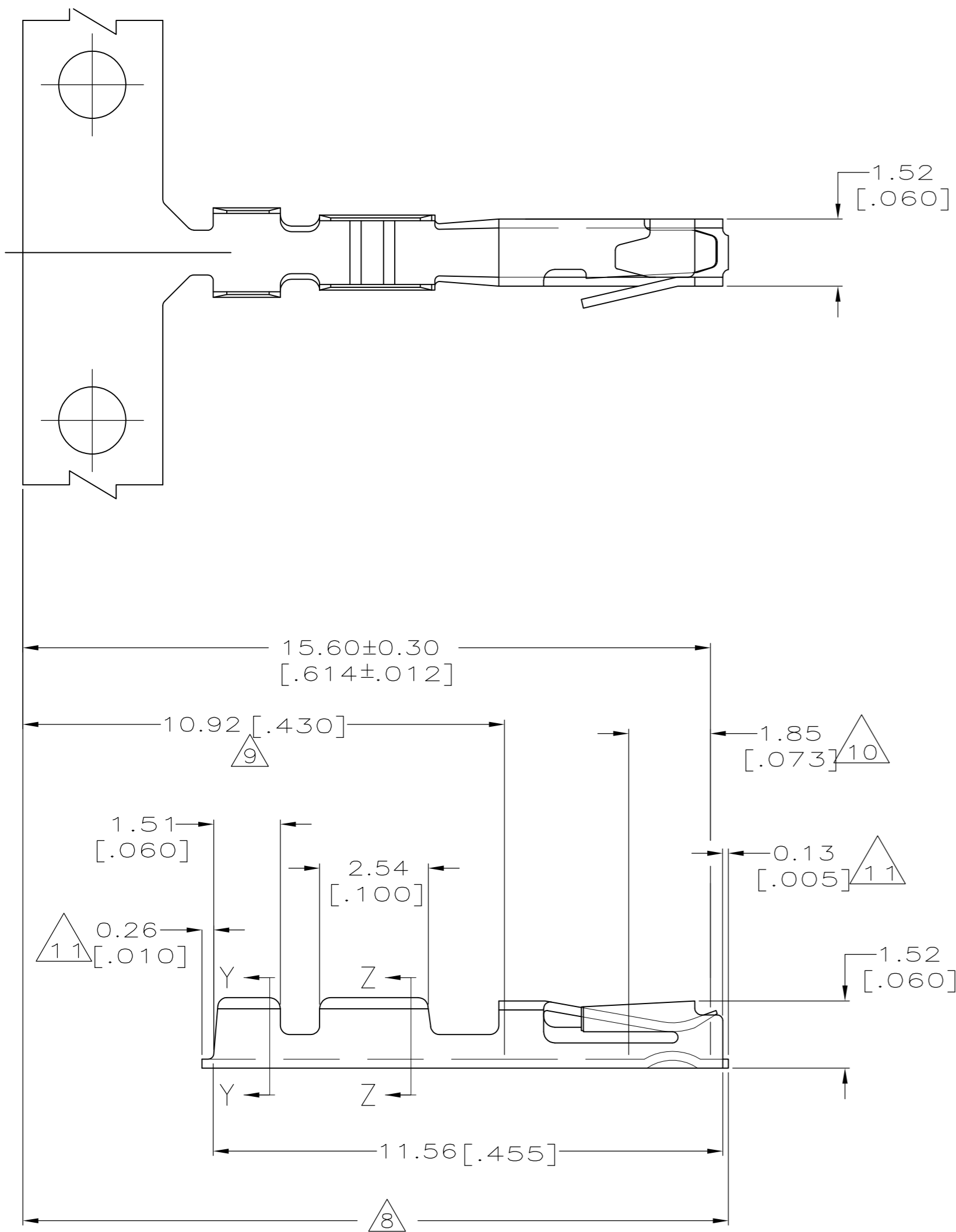
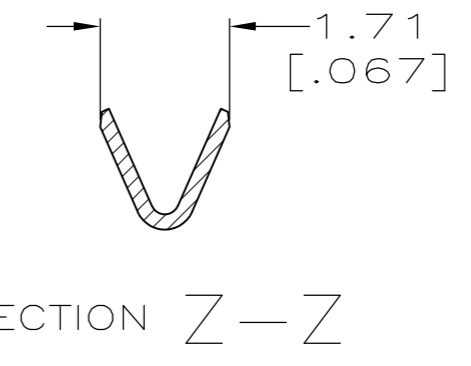
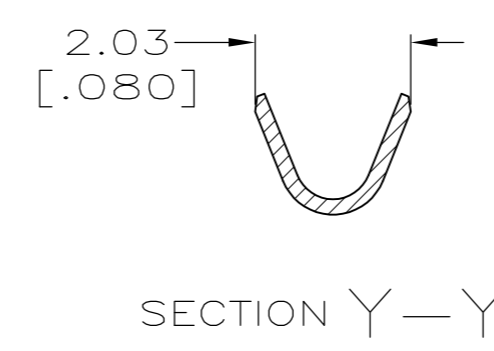


THIS DRAWING IS UNPUBLISHED. RELEASED FOR PUBLICATION
 © COPYRIGHT BY TYCO ELECTRONICS CORPORATION. ALL RIGHTS RESERVED.

LOC	DIST	REVISIONS					
		P	LTR	DESCRIPTION	DATE	DWN	APVD
AA	00		S	ECO-06-009878	27JULY06	LAM	AWF
			S1	REVISED PER ECO-09-021826	11JAN10	KK	AEG



1. WIRE RANGE 22-26 AWG.
2. INSULATION RANGE 0.91-1.37 [.036-.054] DIA.
3. 0.00254 [.000100] MIN TIN-LEAD OVER 0.000762 [.000030] MIN NICKEL.
4. PREPLATED 0.00127 [.000050] MIN TIN-LEAD IN ZONES I & II, 0.000762 [.000030] MIN GOLD OVER 0.000762 [.000030] MIN NICKEL INLAY IN ZONE III.
5. PREPLATED 0.00127 [.000050] MIN TIN-LEAD IN ZONES I & II, 0.00127 [.000050] MIN GOLD OVER 0.000762 [.000030] MIN NICKEL INLAY IN ZONE III.
6. PHOSPHOR BRONZE.
7. PREPLATED 0.00127 [.000050] MIN TIN IN ZONES I & II, 0.00127 [.000050] MIN GOLD OVER 0.000762 [.000030] MIN NICKEL INLAY IN ZONE III.
8. ZONE I (OUTSIDE SURFACES).
9. ZONE II (INSIDE SURFACES).
10. ZONE III (INSIDE SURFACES).
11. MAXIMUM CUTOFF.
12. OBSOLETE PARTS: OBSOLETE CIS STREAMLINING PER D.RENAUD/D.SINISI
13. OBSOLETE



12	OBSOLETE	7	-	-9-530553-0-
	OBSOLETE		530553-9	530553-8
		5	13	530553-7
		4	13	530553-5
		3	13	530553-3
SUPERSEDED BY 5530553-2				
	FINISH		LOOSE PIECE PART NO	STRIP PART NO

THIS DRAWING IS A CONTROLLED DOCUMENT.		DWN B. HAYMAKER 08JAN99	Tyco Electronics Corporation Harrisburg, PA 17105-3608	
DIMENSIONS: mm		CHK S. BOLASH 08JAN99	NAME CONTACT, RECEPTACLE, STANDARD PRESSURE, MINI-TANDEM SPRING	
TOLERANCES UNLESS OTHERWISE SPECIFIED: 0 PLC ± - 1 PLC ± - 2 PLC ± - 3 PLC ± 0.13[.005] 4 PLC ± - ANGLES ± -		APVD S. BOLASH 08JAN99	PRODUCT SPEC 108-25031	
MATERIAL 6		FINISH 3 4 5 7	APPLICATION SPEC 114-25021	SIZE A2
			WEIGHT -	CAGE CODE 00779
				DRAWING NO C=530553
				RESTRICTED TO -
				SCALE 4:1
				SHEET 1 OF 1
				REV S1
				CUSTOMER DRAWING

5305530553