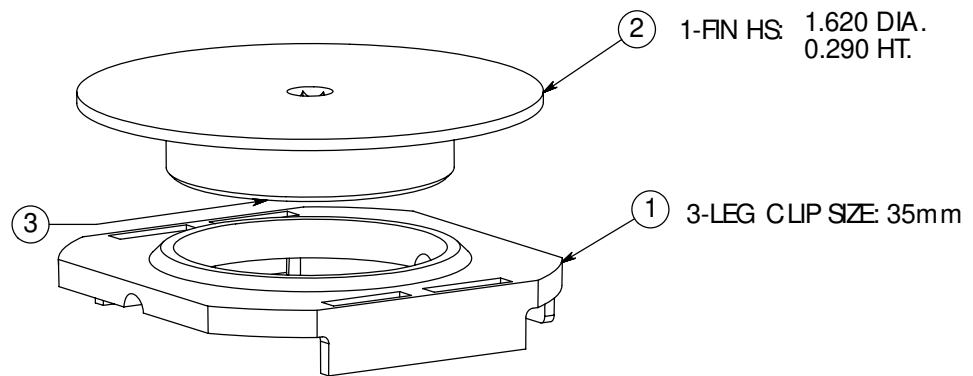
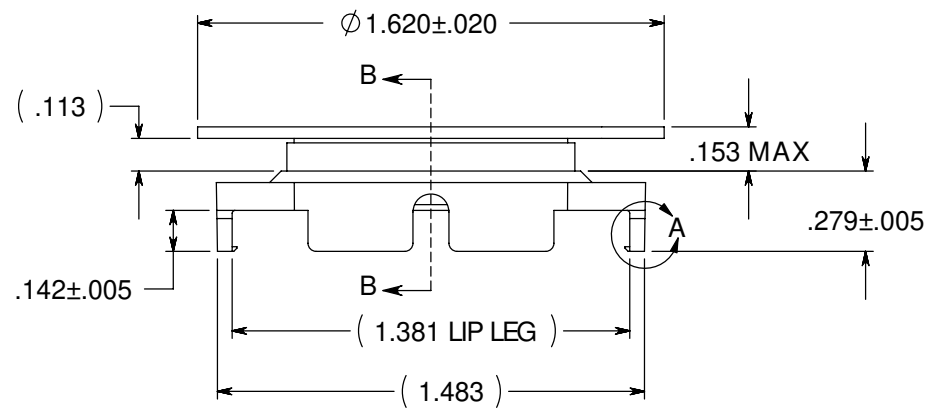
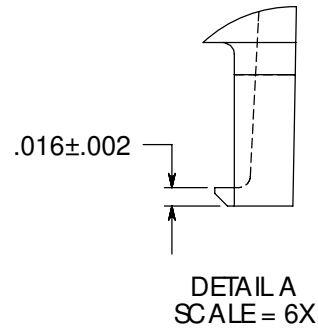
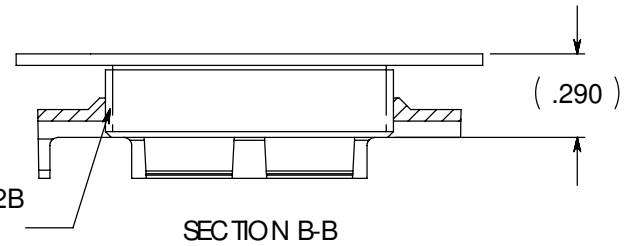


| REVISION(S) | | | |
|-------------|-------------------|--------------|--------------|
| LTR | DESCRIPTION | INIT | APP'D |
| O | ECN: 0S60-0266-04 | E.T 10/7/04 | B.P 10/26/04 |
| A | ECR-06-024964 | E.T 10/30/06 | V.K 10/30/06 |

- MATERIAL:
HEAT SINK: ALUM. (BLACK ANODIZE)
CLIP: BLACK PEI (UL94-VO)
- BEFORE THE HEATSINK APPLICATION, THE USER SHOULD IDENTIFY THE SPECIFICATION OF MAXIMUM LOAD ON THE BGA PACKAGE.
HEATSINK TORQUE SPECIFICATIONS CONVERTED TO FORCE.
BARE DIE PACKAGE:
2.0 POUND-FORCE INCH TORQUE = 8.1 POUND-FORCE
(0.23 NEWTON METER TORQUE = 36.03 NEWTON)
2.5 POUND-FORCE INCH TORQUE = 10.1 POUND-FORCE
(0.28 NEWTON METER TORQUE = 44.93 NEWTON)
FULL SIZE LID PACKAGE:
2.0 POUND-FORCE INCH TORQUE = 6.9 POUND-FORCE
(0.23 NEWTON METER TORQUE = 30.69 NEWTON)
2.5 POUND-FORCE INCH TORQUE = 8.7 POUND-FORCE
(0.28 NEWTON METER TORQUE = 38.70 NEWTON)
- REMOVE CLIP WITH REMOVAL TOOL P/N: 1542616-1
- RoHS COMPLIANT AND CERTIFIED.



| CUSTOMER DRAWING | | | |
|---|--|--|--|
| SPECIFICATIONS ARE SUBJECT TO CHANGE WITHOUT NOTICE | | | |
| UNLESS OTHERWISE SPECIFIED TOLERANCES ARE: .XX ± .XXX ± .XXXX ± ANGLES ±° | | DRAWN BY: E.TAO DATE: 10/7/04 MATERIAL: SEE NOTE | |
| ENGINEER: B.PETROCELLI FILENAME: PROJECT: SYSTEM: | | DATE: 10/26/04 FINISH: SEE NOTE | |
| DIMENSIONS ARE IN: INCHES | | SCALE: 1.5:1 | |
| TYPED ANGLE PROJECTION: | | PART NO.: 6-1542003-8 | |
| | | DWG. NO.: C-6-1542003-8 | |
| | | SHEET: 1 OF 1 | |
| | | REV: A | |

| ITEM | DESCRIPTION | QTY |
|------|---------------|-----|
| 1 | MOUNTING CLIP | 1 |
| 2 | HEAT SINK | 1 |
| 3 | INTERFACE | 1 |

tyco / Electronics Attleboro Falls Massachusetts 02763

CONFIDENTIAL PROPERTY OF TYCO ELECTRONICS. NOT TO BE DISCLOSED TO OTHERS. REPRODUCED OR USED FOR ANY PURPOSES EXCEPT AS AUTHORIZED IN WRITING BY AN AUTHORIZED OFFICIAL OF TYCO. MUST BE RETURNED TO TYCO ON DEMAND, ON COMPLETION OF ORDERS OR OTHER PURPOSES FOR WHICH LENT.

