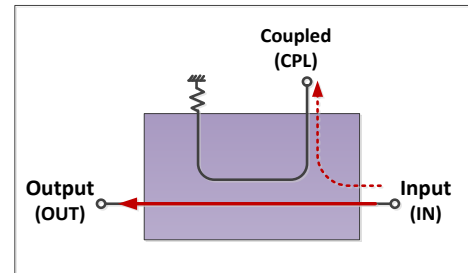




RoHS Compliant

Electrical schematic

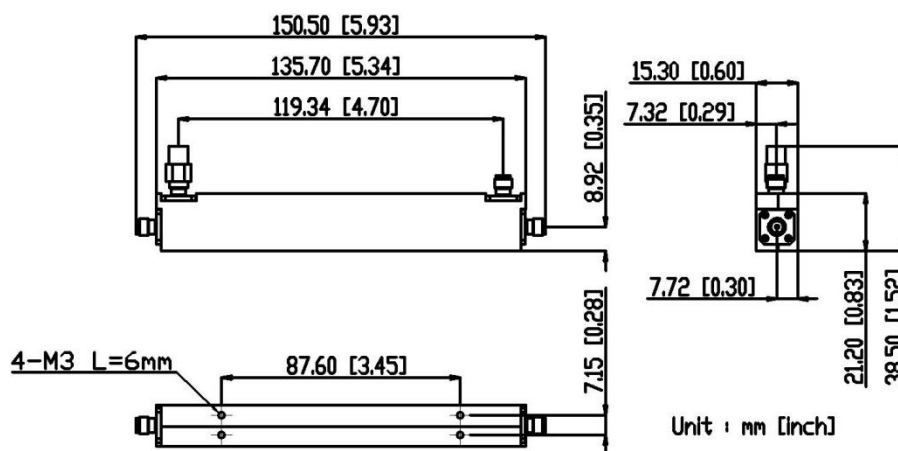


Electrical Specifications

Parameter	Unit	Frequency (GHz)	Min.	Typ.	Max.
Nominal Coupling	dB	0.5 – 8	9	10	11
Coupling Flatness	dB			±0.7	±1.1
Directivity	dB		20	23	
Main Line VSWR	:1			1.15	1.25
Coupled Line VSWR	:1			1.15	1.25
Insertion Loss (Including Coupling Loss)	dB			1.3	1.6
Average Power Handling	W				

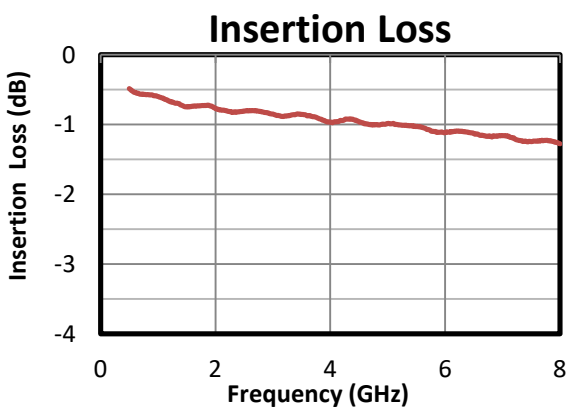
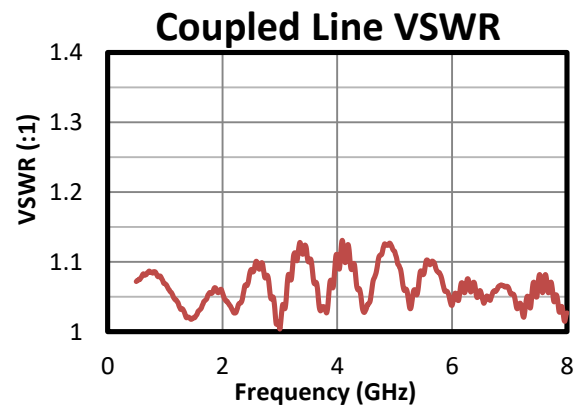
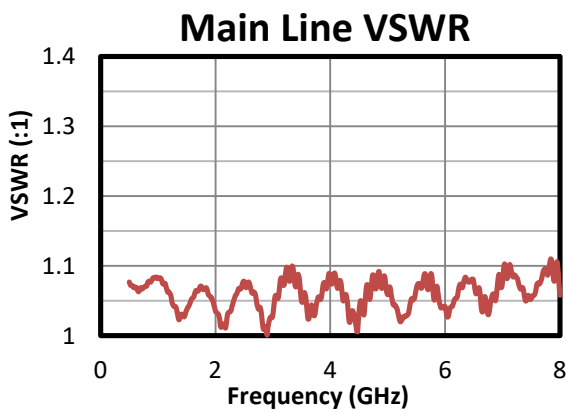
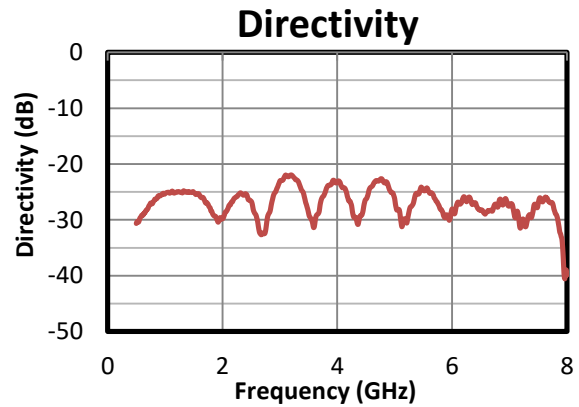
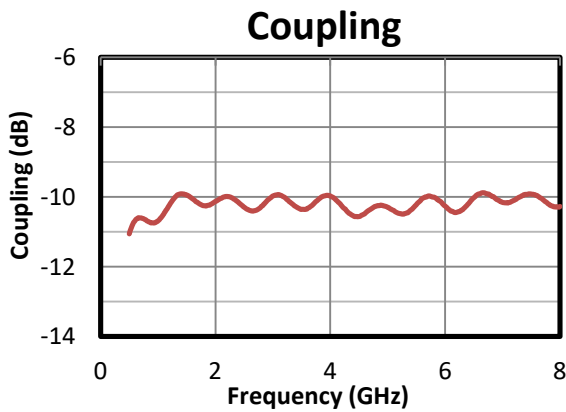
Operated in 50Ω system, 25°C environment.

Outline Drawing



Connectors: SMA Female

Typical Performance



Typical performance S-parameter file: <https://www.amtery.com/en/goods-42>

For each S/N S-parameter file, go to <https://www.amtery.com/en/downloads>

Note: Specifications are subject to change without notice.