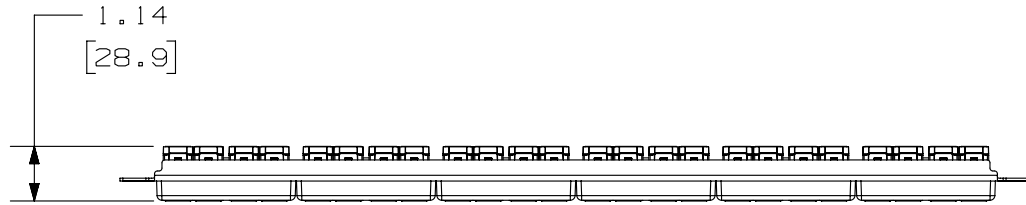


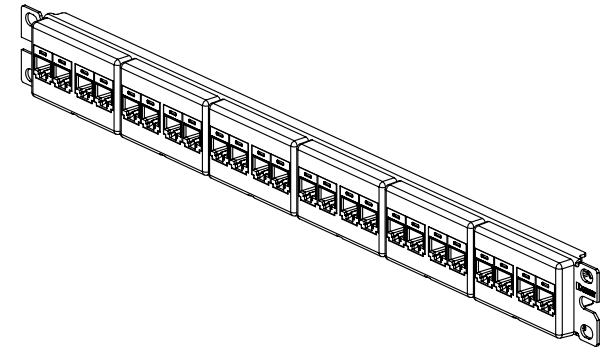
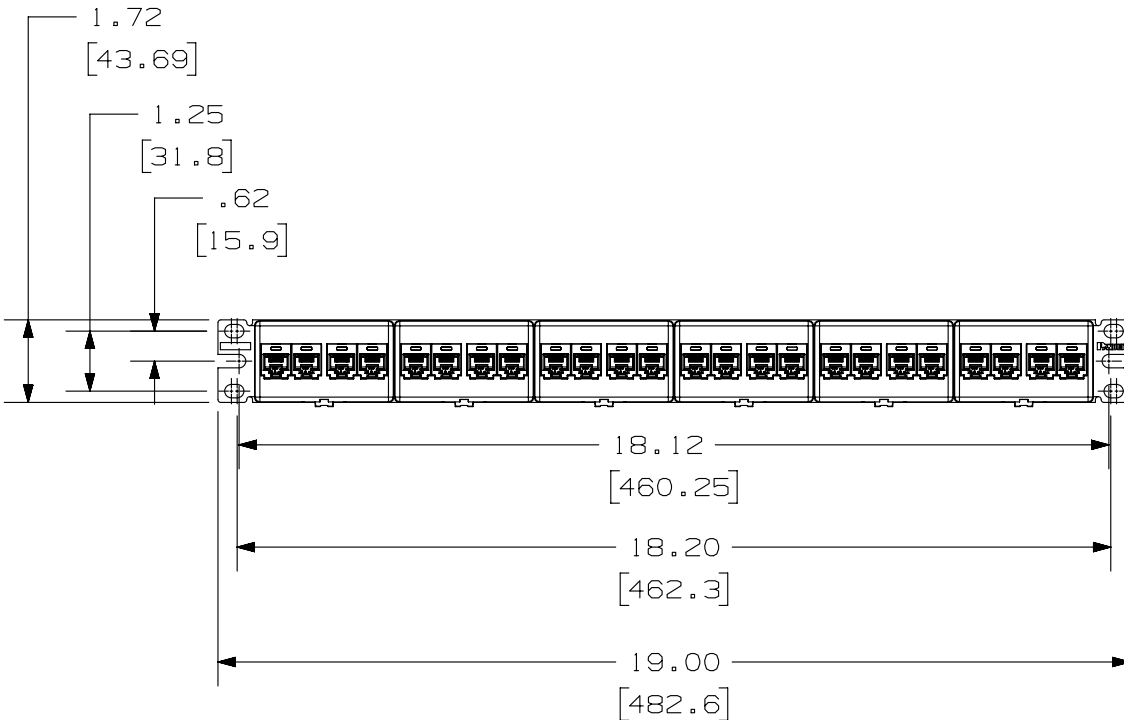
THIS COPY IS PROVIDED ON A RESTRICTED BASIS AND IS NOT TO BE USED IN ANY WAY DETRIMENTAL TO THE INTERESTS OF PANDUIT CORP.

PANDUIT P/N	WEIGHT
CP245E88BLY	.83 LB/EACH PC (376.48 g/EACH PC)



NOTES:

- SEE CATALOG FOR COMPLETE LIST OF PARTS APPLICABLE FOR USE WITH THIS PART.
- DIMENSIONS IN [ ] ARE IN METRIC.
- THE PRE-ASSEMBLY PANEL INCLUDES:
  - 1- METAL STAMPING
  - 6- MODULAR FACEPLATES (CFFP4)
  - 24- RJ45 TO RJ45 COUPLER
  - 1- SCREW KIT (INCLUDES FOUR #12-24 SCREWS)
  - 1- SCREW KIT (INCLUDES FOUR M6x1.0x15mm SCREWS)



PART NUMBER		CP245E88BLY	
TITLE			
MINI-COM 24 PORT CATEGORY 5E COUPLER PATCH PANEL			
CUSTOMER DRAWING			
ITEM REVISION NAME		M02479NQ/00	
DATASET FILE NAME		M02479NQ_DC355/00A	
UNLESS OTHERWISE SPECIFIED, DIMENSIONAL TOLERANCES ARE: IN [ mm ]		MATERIAL:	
.x ± .xxx ± .010 [ .3 ]		STAMPING: C.R.S.	
.xx ± .03 [ .8 ]		FACEPLATE AND COUPLER: ABS	
ANGLES ±		DRAWING NUMBER:	
THIRD ANGLE PROJECTION		02479-355	
DRAWN BY	DATE	CHK	SCALE
NER	3-25-06	WJC	NONE
SHT 1 OF 1			SIZE
			A

REV	DATE	BY	CHK	APR	DESCRIPTION	ECN
1	5/6/14	JSP	REFR	MMR	A. REVISED DRAWING TITLE BLOCK.	02479-355
R	3-25-06	NER	WJC	RMD	RELEASED TO PRODUCTION	02479-355

D10100DA/14

2

1

2

1