



TT-UKK5-D/ 24DC

Order No.: 2788090



<http://eshop.phoenixcontact.de/phoenix/treeViewClick.do?UID=2788090>

Double-level modular terminal block with suppressor diode as surge protection between both levels, nominal voltage: 24 V DC, for mounting on NS 32 or NS 35/7.5, closed housing, terminal width: 6.2 mm, terminal height: 68 mm

Commercial data	
GTIN (EAN)	 4 017918 071332
sales group	J303
Pack	50 pcs.
Customs tariff	85363010
Catalog page information	Page 109 (TT-2009)

Product notes

WEEE/RoHS-compliant since:
03/03/2006



<http://www.download.phoenixcontact.com>
Please note that the data given here has been taken from the online catalog. For comprehensive information and data, please refer to the user documentation. The General Terms and Conditions of Use apply to Internet downloads.

Technical data	
General	
Housing material	PA
Inflammability class acc. to UL 94	V2
Color	black

Standards for air and creepage distances	VDE 0110-1
Total surge current (8/20) μ s	169 A
Ambient temperature (operation)	-40 °C ... 85 °C
Mounting type	DIN rail/G-profile rail
Design	Double-level terminal block
Degree of protection	IP20
Direction of action	Line-Line
Width	6.20 mm
Height	68.00 mm
Length	80.00 mm
Protective circuit	
IEC category	C3
VDE requirement class	C3
Nominal voltage U_N	24 V DC
Maximum continuous operating voltage U_C	28 V DC
	20 V AC
Maximum continuous voltage U_C (wire-wire)	28 V DC
	20 V AC
Nominal current I_N	16 A
Operating effective current I_C at U_C	≤ 5 A
Nominal discharge surge current I_n (8/20) μ s (Core-Core)	169 A
Total surge current (8/20) μ s	169 A
Max. discharge surge current I_{max} (8/20) μ s maximum (Core-Core)	169 A
Nominal pulse current I_{an} (10/1000) μ s (Core-Core)	33 A
Output voltage limitation at 1 kV/ μ s (Core-Core) static	≤ 40 V
Residual voltage at I_n , (conductor-conductor)	≤ 55 V
Response time t_A (Core-Core)	≤ 1 ns
Cut-off frequency f_g (3 dB), sym. in 150 Ohm system	Typ. 1.2 MHz
Capacity (Core-Core)	≤ 1.6 nF (typical)
Surge carrying capacity in acc. with IEC 61643-21 (Core-Core)	C3 (25 A)

Connection data

Type of connection	Screw connection
Connection type IN	Screw terminal blocks
Connection type OUT	Screw terminal blocks
Screw thread	M3
Tightening torque	0.5 Nm
Stripping length	8 mm
Conductor cross section stranded min.	0.2 mm ²
Conductor cross section stranded max.	4 mm ²
Conductor cross section solid min.	0.2 mm ²
Conductor cross section solid max.	4 mm ²
Conductor cross section AWG/kcmil min.	24
Conductor cross section AWG/kcmil max	12

Connection, protective circuit

Standards/regulations	IEC 61643-21
-----------------------	--------------

Certificates / Approvals

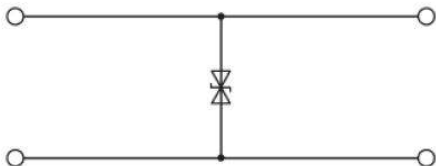


Certification

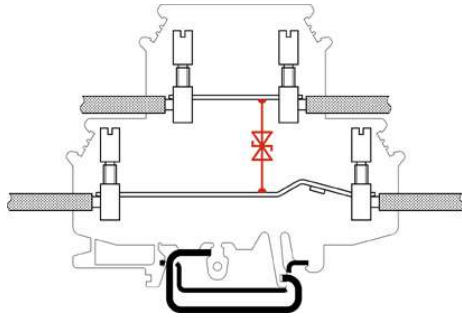
CSA, GOST

Diagrams/Drawings

Circuit diagram



Schematic diagram



Address

PHOENIX CONTACT Deutschland GmbH
Flachmarktstr. 8
32825 Blomberg, Germany
Phone +49 5235 3 12000
Fax +49 5235 3 41200
<http://www.phoenixcontact.de>



© 2011 Phoenix Contact
Technical modifications reserved;