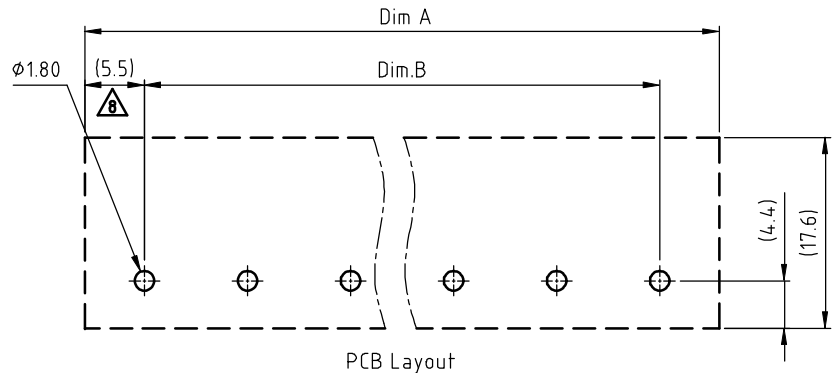
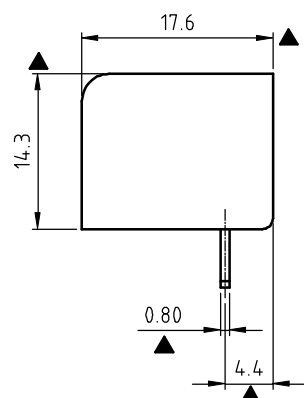
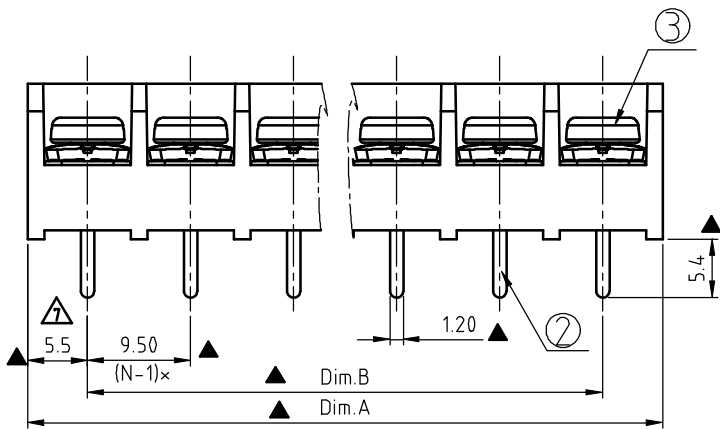
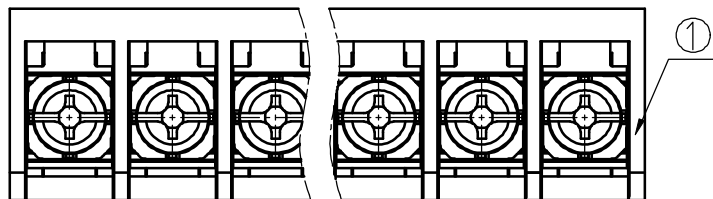


Rev.	SIGN	DATE	DESCRIPTION	APPROVER
D	△	10/17'08	Add APPROVAL: : CQC	Kind
E	△	3/5'09	The terminal material changed from Brass to PHBZ.	Kind
F	△	4/17'09	Explanation changed	Eris
G	△	06/04'11	Critical dimension is changed.	Tason
H	△	06/04'11	The Wire Range is changed from 20-14AWG to 22-14AWG	Tason
	△	06/04'11	The tolerance table is changed.	Tason
I	△	06/16'11	The dimension is changed from 5.55 to 5.5	Tason
	△	06/16'11	The dimension is changed from (5.6) to (5.5)	Tason
	△	06/16'11	The dimension is changed from 1.6 to 1.5	Tason
J	△	11/10'12	Change the screw plating specification	Jacky
K	△	12/19'13	Change the withatand voltage , current, Screw Torque.	Jacky
L	△	05/08'17	Add the TUV electrical.	Guoxue

THIS IS CAD DRAWING, DO NOT REVISE MANUALLY!!!



N = Number of poles
 Dim A = N x 9.5 + 1.5
 Dim B = (N - 1) x 9.5

Poles	Tol.	Dim A & B
2-4p		±0.20
5-8p		±0.25
9-16p		±0.35
17-23p		±0.40
24-30p		±0.50

MATERIALS ELECTRICAL cULus CQC TUV

△ RATED VOLTAGE & CURRENT: 300 V, 30A / 300V 24A △ 300V 24A

WITHSTAND VOLTAGE: AC2500V/min △ AC2500V/min

INSULATION RESISTANCE: 1000 MΩ OR MORE AT DC 500 V

OPERATING TEMPERATURE RANG: -40 °C ~ +115 °C

SCREW TORQUE VALUE: 10.54 Lb-In. / 0.8Nm △ 1.2Nm

△ WIRE RANGE: 22 - 10 AWG / 22-14 AWG △ 0.34-2.5mm²

1) MOLDED PARTS: Thermoplastic, UL 94 V-0 BLACK

△ 2) TERMINAL: BRASS, 0.8t.

△ 3) TERMINAL SCREWS: STEEL, M3.5

△ Critical dimension: ▲

△ APPROVAL: cULus CQC TUV

PART NO.:

YK 441 xx 0 x x 00G

NO. OF POLES ————

02: 2 POLES
 03: 3 POLES
 04: 4 POLES
 ...
 30: 30 POLES

RoHS compliant (lead=4%)
 In copper Alloy
 MARK 0: "X" MARK
 1: "ANY" MARK

TERMINAL & SCREW PLATED

0: TERMINAL & SCREW: G/F
 1: TERMINAL: G/F, SCREW: Zinc
 2: TERMINAL: Sn, SCREW: G/F
 3: TERMINAL: Sn, SCREW: Zinc

Amphenol ANYTEK				CUSTOMER COPY			
ALL RIGHTS RESERVED. REPRODUCTION OR ISSUE TO THIRD PARTIES IN ANY FORM WHATSOEVER IS NOT PERMITTED WITHOUT WRITTEN AUTHORITY FROM THE PROPRIETOR. PROPERTY OF ANYTEK TECHNOLOGY CO., LTD							
TITLE		YK-441 Series		DWG NO.		8YK0001-441	
PART NO.		YK441xx0xx00G		CUST NO.			
APPROVED		CHECKED		DESIGNED		DRAWN	
		Guoxue 2017.05.08		Guoxue 2017.05.08			
SHEET: 01/01		UNIT: mm		SCALE: NONE		Tolerance	
REV.: L		X. ±0.50		X.X ±0.30		X.XX ±0.10	
		X° ±1°					